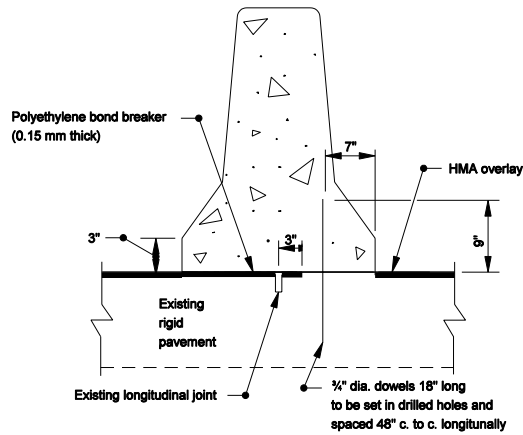
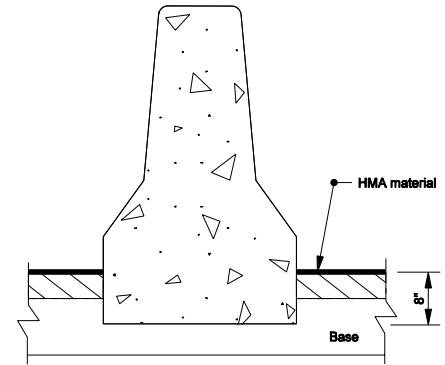


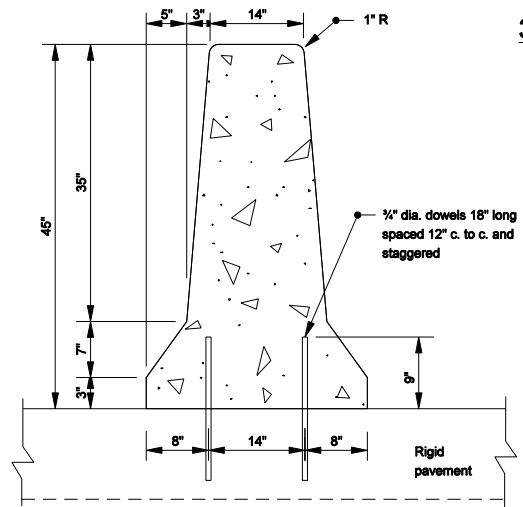
NEW RIGID PAVEMENT



NEW HMA OVERLAY OVER EXISTING RIGID PAVEMENT



NEW FLEXIBLE PAVEMENT



CONCRETE BARRIER WITH RIGID PAVEMENT

45" HEIGHT CONCRETE BARRIER WALL

33" HEIGHT CONCRETE BARRIER WALL

NOTES:

- ① 1/2" Preformed Joint Filler.

INDIANA DEPARTMENT OF TRANSPORTATION	
CONCRETE BARRIER DETAILS	
MARCH 2005	
STANDARD DRAWING NO. E 602-CCMB-04	
	/s/ Richard L. VanCleave 3-01-05 DESIGN STANDARDS ENGINEER DATE
	/s/ Richard K. Smutzer 3-01-05 CHIEF HIGHWAY ENGINEER DATE
DESIGN STANDARDS ENGINEER	