


Indiana Department of Correction

Division of Research & Technology



Offender Population Statistical Report

- March 2019 -

Rob Carter, Commissioner

**Indiana Department of Correction
Indiana Government Center South, Room E334
302 W. Washington Street
Indianapolis, IN 46204**

**Prepared by:
Joshua Ross, Research Analyst
(317) 233-3432
josross@idoc.in.gov**

This report and previous reports may be found at:

<http://www.in.gov/idoc/2376.htm>



Definitions

For the purpose of this report, the following definitions apply:

Admission – The means by which an offender enters the custody or jurisdiction of the Indiana Department of Correction. For this report, with the exception of the return of an escapee, this does not include a return from a temporary absence.

Average Daily Population – The sum of the daily beginning counts for a month, divided by that month's number of daily beginning counts.

Beginning Count – The number of offenders physically present at the beginning of the day (ie, 0000:01 hours).

Class A Felony – An offense whereby a person convicted of this felony shall be imprisoned for a fixed term of thirty years, with not more than twenty years added for aggravating circumstances, or not more than ten years subtracted for mitigating circumstances.

Class B Felony – An offense whereby a person convicted of this felony shall be imprisoned for a fixed term of ten years, with not more than ten years added for aggravating circumstances, or not more than four years subtracted for mitigating circumstances.

Class C Felony – An offense whereby a person convicted of this felony shall be imprisoned for a fixed term of four years, with not more than four years added for aggravating circumstances, or not more than two years subtracted for mitigating circumstances.

Class D Felony – An offense whereby a person convicted of this felony shall be imprisoned for a fixed term of one and one-half years, with not more than one and one-half years added for aggravating circumstances, or not more than one year subtracted for mitigating circumstances.

Class 1 Felony – An offense whereby a person convicted of this felony shall be imprisoned with a sentence range of 20-40 years, with not more than twenty years added as a habitual offender enhancement.

Class 2 Felony – An offense whereby a person convicted of this felony shall be imprisoned with a sentence range of 10-30 years, with not more than twenty years added as a habitual offender enhancement.

Class 3 Felony – An offense whereby a person convicted of this felony shall be imprisoned with a sentence range of 3-16 years, with not more than twenty years added as a habitual offender enhancement.

Class 4 Felony – An offense whereby a person convicted of this felony shall be imprisoned with a sentence range of 2-12 years, with not more than twenty years added as a habitual offender enhancement.

Class 5 Felony – An offense whereby a person convicted of this felony shall be imprisoned with a sentence range of 1-6 years, with not more than six years added as a habitual offender enhancement.

Class 6 Felony – An offense whereby a person convicted of this felony shall be imprisoned with a sentence range of 0.5-2.5 years, with not more than six years added as a habitual offender enhancement.

Contracted Beds - Those offenders who have been committed to the Indiana Department of Correction, but are housed in a local work release facility under contract of a 3rd party provider.

County Jail "Back-ups" (Jail Bed Count) – Those offenders who have been committed to the Indiana Department of Correction, but are housed in a county jail until they can be transferred to a Department of Correction intake facility. The county receives \$35.00 per day, per offender, to house these offenders.

Ending Count – The number of offenders physically present at the end of the day (ie, 2400:00 hours).

Felon – A person convicted in any jurisdiction who might have been imprisoned for more than one year.

Murder - An offense whereby a person convicted of this felony shall be imprisoned for a fixed term of fifty-five years, with not more than ten years added for aggravating circumstances, or not more than ten years subtracted for mitigating circumstances.

Definitions Continued

Operational Capacity – The total bed capacity of the facility. The capacity of a facility is the number of beds authorized for safe and efficient operation of the facility.

Pre-Dispositional – An individual ordered by the Court to the Indiana Department of Correction for evaluation prior to sentencing.

Release – The means by which an offender leaves the custody or jurisdiction of the Indiana Department of Correction. For this report, with the exception of an escape, this does not include a temporary absence.

Safekeeper – An individual whom the Court has determined to be in imminent danger of serious bodily injury or death, or who represents a substantial threat to the safety of others, and whom the Court has ordered to the Indiana Department of Correction for custody and security control.

Maximum Level Facilities – Maximum security facilities have very restrictive security measures and housing is celled space.

Medium Level Facilities – Medium security facilities have moderate degree of security measures and housing consists of dormitories and celled space.

Minimum Level Facilities – Minimum Security Facilities have the least restrictive security measures and housing is dormitory style. Also included as minimum security are work release program offenders who leave the facility for outside employment but return nightly.

Intake Facilities – Intake facilities are designated to receive newly committed adult offenders. During the intake process each offender is evaluated through interviews, reports and diagnostic tests. This evaluation forms the basis of the offenders' facility and program assignment.

Secure Housing Units – Denotes maximum control with the most restrictive security measures in place.

Vacancy – The number of beds available for assignment.

Juvenile Diagnostic/Walkthrough – A Juvenile court can order a youth to the Department of Correction to be temporarily committed for not more than 14 days (excluding Saturdays, Sundays and Legal holidays) for the purpose of an evaluation. The youth must be adjudicated delinquent and the order has to be prior to disposition. The department will send a report to the court of the written findings.

Indiana Department of Correction Population Summary

- There were 24,404 adult male offenders (including 298 county jail “back-ups” and 76 in contracted beds) on April 01, 2019. This population is 2% below operational bed capacity for general population.
- There were 2,591 adult female offenders (including 78 county jail “back-ups” and 25 in contracted beds) on April 01, 2019. This population is 7% below the operational bed capacity.
- There were 383 juvenile male offenders in the Department’s facilities on April 01, 2019. This population is 33% below the operational bed capacity.
- There were 44 juvenile female offenders in the Department’s facilities on April 01, 2019. This population is 29% below the operational bed capacity.
- There were 5,764 adult males on parole in Indiana (5,318 Indiana parolees and 446 other jurisdiction parolees) April 01, 2019.
- There were 5951 adult females on parole in Indiana (547 Indiana parolees and 48 other jurisdiction parolees) on April 01, 2019.
- There were 949 adults admitted to IDOC (819 male and 130 female) and 899 adults released from IDOC (776 male and 123 female) in March 2019.
- There were 33 juveniles admitted to IDOC (24 male and 9 female) and 35 juveniles released from IDOC (30 male and 5 female) in March 2019.

**Indiana Department of Correction
Human Resource Report**

March 31, 2019

ADULT FACILITIES

Facility	Total Staff*	Custody Staff	Non-Custody	Vacancies	Hires - Rehires	Retired - Terminated	Inter-Agency		Contract/Vendor		
							In	Out	Aramark	Health	Education
Branchville Correctional Facility	260	184	76	15	6	7	0	0	12	30	8.0
Chain O'Lakes Correctional Facility	26	19	7	4	0	1	0	0	3	3	0.0
Correctional Industrial Facility	290	218	72	77	6	7	0	0	15	25	2.0
Edinburgh Correctional Facility	68	52	16	4	0	3	0	0	7	7	0.5
Indiana State Prison/Lakeside	519	403	116	52	11	8	0	0	25	43	5.0
Indiana Women's Prison	185	131	54	9	4	8	0	0	6	23	5.0
Madison Correctional Facility	184	129	55	69	7	7	2	0	5	22	4.0
Miami Correctional Facility	482	368	114	75	21	25	2	1	26	55	11.0
New Castle Correctional Facility**	384	256	128	158	0	0	0	0	30	59	18.0
Pendleton Correctional Facility	429	308	121	95	12	11	2	0	20	44	1.0
Plainfield Correctional Facility	336	249	87	57	4	7	0	0	22	44	11.0
Putnamville Correctional Facility	442	325	117	83	6	7	0	0	21	40	10.0
Reception-Diagnostic Center	210	164	46	38	1	2	0	0	0	29	0.0
Rockville Correctional Facility	230	159	71	37	3	3	0	0	14	36	9.0
South Bend Comm. Re-Entry Center	36	26	10	6	1	0	0	0	4	2	0.0
Heritage Trail DOC Staff	22	0	22	3	0	0	0	0	0	12	10.0
Heritage Trail GEO Staff**	138	96	42	40	0	0	0	0	4	11	0.0
Wabash Valley Correctional Facility	580	454	126	66	11	15	0	0	34	65	7.0
Westville Correctional Facility	633	467	166	138	16	20	0	0	26	69	12.0
Total	5,454	4,008	1,446	1,026	109	131	6	1	274	619	113.5

JUVENILE FACILITIES

Facility	Total Staff*	Custody Staff	Non-Custody	Vacancies	Hires - Rehires	Retired - Terminated	Inter-Agency		Contract/Vendor		
							In	Out	Aramark	Health	Education
Camp Summit	59	42	17	5	2	3	1	0	6	8	2.0
Logansport Intake/North Central	160	103	57	29	9	6	0	0	7	14	3.0
Pendleton Juvenile Correctional	228	150	78	67	9	7	0	0	7	19	4.0
Total	447	295	152	101	20	16	1	0	20	41	9.0

ADMINISTRATIVE

Central Office***	Total	553	248	305	49	4	4	1	1	0	7	1.5
-------------------	--------------	-----	-----	-----	----	---	---	---	---	---	---	-----

TOTALS

STATE EMPLOYEE TOTAL	5,932	4,199	1,733	978	133	151	8	2	0	0	0
CONTRACT EMPLOYEE TOTAL	1,607	352	1,255	198	0	0	0	0	294	667	124
GRAND TOTAL	7,539	4,551	2,988	1,176	133	151	8	2	294	667	124

* Total Active Staff does not include those on disability, suspension, or leave with pay.

** New Castle Correctional Facility and Heritage Trail are privately contracted institutions. Their hire/rehire and termination/reire data is not provided to DOC.

*** Includes Technology Services Division, PEN Products, Staff Development and Training, and the Parole Division (counted as Custody Staff)

Note: Total staff, custody staff, non-custody staff, and vacancy data are as of the end of the month.

Hires and re-hires, retirements and terminations, intra-agency transfer in and transfer out are the total number of actions for the month.

Source: DOC Human Resource



Offender Statistics



Indiana Department of Correction
Table 1
Offender Population & Vacancy Numbers, by Facility Security Level
April 1, 2019

Minimum Security - Adult MALE

	March Ending Count	General Population Vacancies	Programs & Treatment Vacancies	Segregation & Infirmery Vacancies	Down Beds	Held Beds
Chain O'Lakes	95	7	0	0	0	0
Edinburgh	331	11	0	0	0	2
Miami - MCA	196	8	0	0	0	0
New Castle - NCA	190	14	0	0	0	0
Pendleton - IRO	212	5	0	0	1	2
Westville - WCA	319	31	3	0	23	3
Wabash Valley - WVA	191	5	0	0	0	2
Total	1,534	81	3	0	24	9

Re-Entry & Work Release - Adult MALE

Bartholomew Co. Re-Entry	2	17	0	0	0	1
Chain O'Lakes Re-Entry	30	6	0	0	0	2
Duvall Center Re-Entry	21	19	0	0	0	0
Lake Co. Re-Entry/M	2	8	0	0	0	0
South Bend Re-Entry	167	3	0	0	0	2
VOA/Hope Hall Re-Entry	18	2	0	0	0	0
Starke Co. PI - TC	33	0	15	0	0	0
Total	273	55	15	0	0	5

Medium Security - Adult MALE

	March Ending Count	General Population Vacancies	Programs & Treatment Vacancies	Segregation & Infirmery Vacancies	Down Beds	Held Beds
Branchville	1,385	40	52	4	4	0
Correctional Industrial	1,448	33	0	3	0	11
Indiana State Prison ISO	367	15	0	0	0	3
Plainfield	1,504	18	0	14	157	3
Putnamville	2,161	24	0	4	321	0
Heritage Trail	855	10	0	0	0	3
Westville	2,485	61	76	34	257	28
New Castle	2,363	15	9	26	3	15
Total	12,568	216	137	85	742	63

Table 1 (Cont.)

Maximum Security - Adult MALE

	March Ending Count	General Population Vacancies	Programs & Treatment Vacancies	Segregation & Infirmery Vacancies	Down Beds	Held Beds
Miami	2,948	26	2	2	6	0
Indiana State Prison	2,010	20	14	8	8	7
Pendleton	1,406	20	3	5	4	11
Pendleton Treatment Unit	192	0	17	0	5	0
ISR Secure Housing Unit	60	0	0	9	0	0
New Castle Annex	428	3	0	33	19	3
New Castle Mental Health	116	0	12	0	0	0
WCU Secure Housing Unit	80	0	0	0	30	0
Wabash Valley	1,703	19	38	15	1	9
WVS Secure Housing Unit	172	0	0	34	10	0
Reception Diag. Center	616	51	0	0	28	0
Total	9,731	139	86	106	111	30

Minumum Security & Re-Entry - Adult FEMALE

	March Ending Count	General Population Vacancies	Programs & Treatment Vacancies	Segregation & Infirmery Vacancies	Down Beds	Held Beds
Madison	555	150	0	0	0	1
Jefferson Co. Re-Entry	65	0	0	0	0	1
Crane House	23	22	0	0	0	0
VOA/Evansville/Female	2	3	0	0	0	0
Total	645	175	0	0	0	2

Medium Security - Adult FEMALE

Rockville	976	18	41	6	0	0
Total	976	18	41	6	0	0

Maximum Security - Adult FEMALE
--

Women's Prison	697	8	15	0	0	7
Rockville Intake	195	17	0	0	0	0
Total	892	25	15	0	0	7

JAIL BED COUNT

Adult Male	298	N/A	N/A	N/A	N/A	N/A
Adult Female	78	N/A	N/A	N/A	N/A	N/A
Total	376					

Table 1 (Cont.)

JUVENILE OFFENDERS

Juvenile Male

	March Ending Count	General Population Vacancies	Programs & Treatment Vacancies	Segregation & Infirmery Vacancies	Down Beds	Held Beds
Logansport Juvenile Intake/Diagnostic Facility	18	67	0	7	0	0
North Central Juvenile Correctional Facility	131	43	0	0	0	0
Pendleton Juvenile Correctional Facility	234	145	0	7	0	5
Total	383	255	0	14	0	5

Juvenile Female

LaPorte Juvenile Correctional Facility	44	18	0	0	0	0
--	----	----	---	---	---	---

TOTALS

	March Ending Count	General Population Vacancies	Programs & Treatment Vacancies	Segregation & Infirmery Vacancies	Down Beds	Held Beds
GRAND TOTAL FOR ALL ADULT MALES (Includes Jail Bed Count and Contracted Beds)	24,404	491	241	191	877	107
TOTAL FOR ADULT MALES IDOC FACILITIES ONLY	24,030	445	226	191	877	106
GRAND TOTAL FOR ALL ADULT FEMALES (Includes Jail Bed Count and Contracted Beds)	2,591	218	56	6	0	9
TOTAL FOR ADULT FEMALES IDOC FACILITIES ONLY	2,488	193	56	6	0	8
TOTAL FOR JUVENILE MALES	383	255	0	14	0	5
TOTAL FOR JUVENILE FEMALES	44	18	0	0	0	0
GRAND TOTAL FOR THE DEPARTMENT (Includes Jail Bed Count and Contracted Beds)	27,422	982	297	211	877	121
GRAND TOTAL FOR THE DEPARTMENT (Excludes Jail Bed Count and Contracted Beds)	26,945	911	282	211	877	119

Sources: Planning Division Facility Body Count Report
 Planning Division Juvenile Daily Count Report
 OIS - Jail Bed Count
 Operational Support Services - Vacancy Report

Indiana Department of Correction
Table 2
Operational Capacity Compared to Population, by Facility
April 1, 2019

Minimum Security - Adult MALE

	Feb	Mar	Mar	Mar	Percent +/-
	Operational	Operational	Adjusted	Mar	
	Capacity	Capacity	Operational	Ending	Capacity
			Capacity*	Count	
Chain O'Lakes	102	102	102	95	-7%
Edinburgh	344	344	342	331	-3%
Miami - MCA	204	204	204	196	-4%
New Castle - NCA	204	204	204	190	-7%
Pendleton - IRO	220	220	217	212	-2%
Westville - WCA	379	379	350	319	-9%
Wabash Valley - WVA	198	198	196	191	-3%
Total	1,651	1,651	1,615	1,534	-5%

Re-Entry & Work Release - Adult MALE

Bartholomew Co. Re-Entry	20	20	19	2	-89%
Chain O'Lakes Re-Entry	38	38	36	30	-17%
Duval Center Re-Entry	40	40	40	21	-48%
Lake Co. Re-Entry/M	10	10	10	2	-80%
South Bend Re-Entry	172	172	170	167	-2%
VOA/Hope Hall Re-Entry	20	20	20	18	-10%
Starke Co. PI - TC	48	48	33	33	0%
Total	348	348	328	273	-17%

Medium Security - Adult MALE

Branchville	1,485	1,485	1,425	1,385	-3%
Correctional Industrial	1,495	1,495	1,481	1,448	-2%
Indiana State Prison ISO	385	385	382	367	-4%
Plainfield	1,696	1,696	1,522	1,504	-1%
Putnamville	2,510	2,510	2,185	2,161	-1%
Heritage Trail	868	868	865	855	-1%
Westville	2,941	2,941	2,546	2,485	-2%
New Castle	2,431	2,431	2,378	2,363	-1%
Total	13,811	13,811	12,784	12,568	-2%

Table 2 (Cont.)

Maximum Security - Adult MALE					
	Feb	Mar	Mar	Mar	Percent +/-
	Operational	Operational	Adjusted	Mar	
	Capacity	Capacity	Capacity*	Ending	Capacity
				Count	
Miami	2,984	2,984	2,974	2,948	-1%
Indiana State Prison	2,067	2,067	2,018	2,010	0%
Pendleton	1,449	1,449	1,426	1,406	-1%
Pendleton Treatment Unit	214	214	192	192	0%
ISR Secure Housing Unit	69	69	60	60	0%
New Castle Annex	486	486	431	428	-1%
New Castle Mental Health	128	128	116	116	0%
WCU Secure Housing Unit	110	110	80	80	0%
Wabash Valley	1,785	1,785	1,722	1,703	-1%
WVS Secure Housing Unit	216	216	172	172	0%
Reception Diag. Center	<u>695</u>	<u>695</u>	<u>616</u>	<u>616</u>	<u>0%</u>
Total	10,203	10,203	9,807	9,731	-1%
Minimum Security & Re-Entry - Adult FEMALE					
Madison	706	706	705	555	-21%
Jefferson Co. Re-Entry	66	66	65	65	0%
Crane House	45	45	45	23	-49%
VOA/Evansville/Female	<u>5</u>	<u>5</u>	<u>5</u>	<u>2</u>	<u>-60%</u>
Total	822	822	820	645	-21%
Medium Security - Adult FEMALE					
Rockville	<u>1,041</u>	<u>1,041</u>	<u>994</u>	<u>976</u>	-2%
Total	1,041	1,041	994	976	-2%
Maximum Security - Adult FEMALE					
Women's Prison	727	727	705	697	-1%
Rockville Intake	<u>212</u>	<u>212</u>	<u>195</u>	<u>195</u>	<u>0%</u>
Total	939	939	900	892	-1%
JAIL BED COUNT**					
Adult Male	219	298	298	298	0%
Adult Female	<u>30</u>	<u>78</u>	<u>78</u>	<u>78</u>	<u>0%</u>
Total	249	376	376	376	0%
JUVENILE OFFENDERS					
Juvenile Male					
Logansport Juvenile Intake/Diagnostic Facility	92	92	18	18	0%
North Central Juvenile Correctional Facility	174	174	174	131	-25%
Pendleton Juvenile Correctional Facility	<u>391</u>	<u>391</u>	<u>379</u>	<u>234</u>	<u>-38%</u>
Total	657	657	571	383	-33%

Table 2 (Cont.)

Juvenile Female

	Feb	Mar	Mar	Mar	Percent +/-
	Operational	Operational	Adjusted	Ending	Capacity
	Capacity	Capacity	Operational	Count	Capacity
			Capacity*		
LaPorte Juvenile Correctional Facility	62	62	62	44	-29%

TOTALS					
	Feb	Mar	Mar	Mar	Percent +/-
	Operational	Operational	Adjusted	Ending	Capacity
	Capacity	Capacity	Operational	Count	Capacity
			Capacity*		
GRAND TOTAL FOR ALL ADULT MALES (Includes Jail Bed Count and Contracted Beds)	26,232	26,311	24,832	24,404	-2%
TOTAL FOR ADULT MALES IDOC FACILITIES ONLY	25,665	25,875	24,412	24,030	-2%
GRAND TOTAL FOR ALL ADULT FEMALES (Includes Jail Bed Count and Contracted Beds)	2,832	2,880	2,792	2,591	-7%
TOTAL FOR ADULT FEMALES IDOC FACILITIES ONLY	2,752	2,752	2,664	2,488	-7%
TOTAL FOR JUVENILE MALES	657	657	571	383	-33%
TOTAL FOR JUVENILE FEMALES	62	62	62	44	-29%
GRAND TOTAL FOR THE DEPARTMENT (Includes Jail Bed Count** and Contracted Beds)	29,783	29,910	28,257	27,422	-3%
GRAND TOTAL FOR THE DEPARTMENT (Excludes Jail Bed Count and Contracted Beds)	29,136	29,346	27,709	26,945	-3%

*Adjusted Operational Capacity includes Intake Beds and excludes Down, Held, and Segregation/Infirmary, and Program/Treatment Hold Beds.
 **Jail Bed Counts - IDOC offender jail bed holding is demand-based, therefore jail bed percent capacity is always 0%. Jail Bed Operational Capacity is determined by each county's availability and fluctuates from month to month.

Sources: Planning Division Facility Body Count Report
 Planning Division Juvenile Daily Count Report
 OIS - Jail Bed Count
 Operational Support Services - Vacancy Report

Indiana Department of Correction
Table 3
Facility Population on the First Day of Each Month
(Excludes County Jail "Back-ups" & Contracted Beds)

<u>2018</u>	<u>Adult Male</u>	<u>Adult Female</u>	<u>Juvenile Male</u>	<u>Juvenile Female</u>	<u>Total</u>
January	23,290	2,345	354	40	26,029
February	23,273	2,356	372	47	26,048
March	23,364	2,395	394	45	26,198
April	23,505	2,414	395	48	26,362
May	23,506	2,443	387	43	26,379
June	23,719	2,466	394	40	26,619
July	23,794	2,447	379	29	26,649
August	23,677	2,442	377	35	26,531
September	23,738	2,502	373	32	26,645
October	23,788	2,505	375	39	26,707
November	23,874	2,523	357	41	26,795
December	23,894	2,511	369	41	26,815

<u>2019</u>	<u>Adult Male</u>	<u>Adult Female</u>	<u>Juvenile Male</u>	<u>Juvenile Female</u>	<u>Total</u>
January	23,970	2,500	365	38	26,873
February	23,876	2,481	382	41	26,780
March	23,963	2,481	386	40	26,870
April	24,030	2,488	383	44	26,945

Source: Research Division Juvenile Daily Count Report

Indiana Department of Correction
Table 4
Parole Caseload on April 01, 2019

<u>Parole District</u>	Indiana Parolees		Other Jurisdiction		<u>Total</u>
	<u>Adult Male</u>	<u>Adult Female</u>	<u>Adult Male</u>	<u>Adult Female</u>	
	<i>Interstate Compact (PD0)*</i>	429	46	446	
	<u>District Supervision Breakdown as follows:</u>				
Re-Entry Parole (PD1)	308	41	30	2	381
Fort Wayne (PD2)	612	55	35	3	705
Indianapolis (PD3)	1386	131	78	5	1,600
Evansville (P4A)	416	27	45	6	494
Terre Haute (P4B)	428	38	21	2	489
Bloomington (PD5)	304	26	26	4	360
Gary (PD6)	402	34	66	6	508
New Castle (PD7)	582	94	42	4	722
South Bend (PD8)	583	49	69	7	708
Madison (PD9)	297	52	34	9	392
Total	5,747	593	446	48	6,834

Total Parole Population on the First Day of Each Month

<u>Calendar Year 2019</u>	Indiana Parolees		Other Jurisdiction		<u>Total</u>
	<u>Adult Male</u>	<u>Adult Female</u>	<u>Adult Male</u>	<u>Adult Female</u>	
	January	5,792	610	492	
February	5,793	621	501	74	6,989
March	5,726	600	456	48	6,830
April	5,747	593	446	48	6,834

* Includes Indiana parolees who are serving their parole in another state, as well as offenders from other States being supervised in Indiana (Interstate Compact)

Sources: Juvenile Services
Parole Division



Adult Offender Statistics



Indiana Department of Correction
Table 5
Monthly Admissions and Releases- Adult Offenders
(Includes County Jail "Back-ups" & Contracted Beds)
March 2019

Admissions	Male	Female	Total
New Commitments	412	61	473
Parole Violators - New Commits	20	1	21
Parole Violators - Technical	114	16	130
Unsentenced (Safekeepers)	7	0	7
Return from Esc - Sec/NonSec Facility	0	0	0
Return from Escape - Non-Secure Facility	0	0	0
Return from Escape - CTP Absconds	0	0	0
Court Supervision Violators - New Commits	84	17	101
Court Supervision Violators - Technical	170	34	204
Return from CTP - New Commits	0	1	1
Return from CTP - Technical	12	0	12
Unknown (Missing Data)	0	0	0
Total Admissions	819	130	949

Releases	Male	Female	Total
Parole	395	48	443
Probation	205	37	242
Escape Secure Facility	0	0	0
Walk-Away - Non-Secure Facility	0	0	0
Discharged	82	15	97
Unsentenced Discharged	0	0	0
Other (i.e. Death)	9	2	11
Community Transition Program (CTP)	85	21	106
CTP Absconds	0	0	0
Unknown (Missing Data)	0	0	0
Total Releases	776	123	899

Of the 412 new commitments of male felons, 214 (51.9%) had a prior commitment.

Of the 61 new commitments of female felons, 15 (24.6%) had a prior commitment.

Effective July 1, 1998, misdemeanants are to be committed to DOC only under special circumstances (IC 11-12-6)

Sources: SAS-prsadm8.pgm, SAS - prisrel8.pgm

**Indiana Department of Correction
Table 6
New Admissions by County of Commitment - Adult Offenders**

March 2019														March 2019													
County	Murder	FA	FB	FC	Felony Level							Other*	Total	County	Murder	FA	FB	FC	Felony Level							Other*	Total
					FD	F1	F2	F3	F4	F5	F6								FD	F1	F2	F3	F4	F5	F6		
Adams	0	0	0	0	0	0	0	1	1	0	0	0	2	Madison	0	0	5	2	2	1	0	4	7	4	10	0	35
Allen	1	0	3	5	1	1	1	4	5	21	4	0	46	Marion	6	4	8	5	0	3	12	23	18	59	8	0	146
Bartholomew	0	0	0	0	0	1	0	0	0	3	1	0	5	Marshall	0	0	0	0	0	0	2	0	7	0	0	0	9
Benton	0	0	0	0	0	0	0	0	0	0	1	0	1	Martin	0	0	0	0	0	0	0	0	0	0	0	0	0
Blackford	0	0	0	0	0	0	0	0	0	1	1	0	2	Miami	0	0	0	0	0	1	0	2	3	0	0	0	6
Boone	0	0	0	0	1	0	1	0	1	1	1	0	5	Monroe	0	0	1	0	0	0	0	0	1	1	0	0	3
Brown	0	0	0	0	0	0	0	0	0	0	1	1	0	Montgomery	0	0	0	0	1	0	0	0	1	7	0	0	9
Carroll	0	0	0	0	0	1	0	0	2	0	0	0	3	Morgan	1	0	1	0	0	0	1	2	0	0	0	0	5
Cass	0	0	1	1	0	0	0	1	3	7	2	0	15	Newton	0	0	0	0	0	0	0	1	0	1	0	0	2
Clark	0	0	1	0	0	0	0	2	1	1	2	0	7	Noble	0	0	0	0	0	0	1	0	1	1	0	0	3
Clay	0	0	0	0	0	0	0	0	2	1	0	0	3	Ohio	0	0	0	0	0	0	0	0	1	0	0	0	1
Clinton	0	0	1	1	1	0	0	0	0	4	0	0	7	Orange	0	0	2	0	0	0	0	1	1	0	0	0	4
Crawford	0	0	0	0	0	0	0	0	0	0	0	0	0	Owen	0	0	0	0	0	0	0	0	1	0	0	0	1
Daviess	0	0	1	0	0	0	1	1	1	2	0	0	6	Parke	0	0	0	0	0	0	0	0	1	2	0	0	3
Dearborn	1	0	3	0	3	0	0	2	0	4	1	0	14	Perry	0	0	0	0	0	0	0	1	1	0	0	0	2
Decatur	0	0	0	0	0	0	2	0	3	5	5	0	15	Pike	0	0	0	0	0	1	0	0	1	0	0	0	2
DeKalb	0	0	0	0	0	0	0	0	1	7	2	0	10	Porter	0	0	1	0	0	0	0	0	1	0	0	0	2
Delaware	0	1	0	2	0	1	1	2	1	2	0	0	10	Posey	0	0	0	0	0	0	0	1	3	0	0	0	4
Dubois	0	0	0	0	0	0	0	0	0	1	1	0	2	Pulaski	0	0	0	0	0	0	0	0	2	0	0	0	2
Elkhart	1	1	5	1	0	1	1	3	4	9	5	0	31	Putnam	0	0	0	0	0	0	1	0	4	0	0	0	5
Fayette	0	0	1	0	0	0	0	0	1	5	5	0	12	Randolph	0	0	0	0	0	0	1	1	0	0	0	0	2
Floyd	1	0	1	0	0	0	0	0	1	2	0	0	5	Ripley	0	0	1	0	0	0	0	2	1	1	0	0	5
Fountain	0	0	0	0	0	0	0	0	3	0	0	0	3	Rush	0	0	0	0	0	0	0	0	2	0	0	0	2
Franklin	0	0	0	0	1	0	0	0	0	2	1	0	4	St. Joseph	0	0	3	4	0	0	2	1	5	9	3	0	27
Fulton	0	0	0	0	0	0	0	0	1	1	0	0	2	Scott	0	0	0	0	0	1	1	1	7	0	0	0	10
Gibson	0	0	0	0	0	0	1	1	2	1	0	0	5	Shelby	0	0	1	0	0	0	1	0	3	2	0	0	7
Grant	0	0	1	0	0	0	2	0	2	2	3	0	10	Spencer	0	0	0	0	0	0	0	0	1	0	0	0	1
Greene	0	0	0	0	0	1	0	0	1	2	0	0	4	Starke	0	0	0	0	0	0	0	0	0	0	0	0	0
Hamilton	0	0	0	2	0	0	0	1	1	6	1	0	11	Steuben	0	0	0	0	0	0	0	0	1	0	0	0	1
Hancock	0	0	1	0	0	0	0	1	2	3	0	0	7	Sullivan	0	0	0	0	0	0	1	2	2	0	0	0	5
Harrison	0	0	4	2	0	0	1	1	0	1	0	0	9	Switzerland	0	0	1	0	0	0	0	2	0	0	1	0	4
Hendricks	0	0	0	0	0	1	2	1	0	2	0	0	6	Tippecanoe	0	0	2	2	1	0	0	3	3	13	1	0	25
Henry	0	0	0	0	0	0	0	0	0	2	0	0	2	Tipton	0	0	0	1	0	0	0	0	0	0	0	0	1
Howard	0	0	1	0	1	0	0	1	0	6	0	0	9	Union	0	0	0	0	0	0	0	0	0	0	0	0	0
Huntington	0	0	1	1	0	0	1	1	4	3	0	0	11	Vanderburgh	3	0	2	0	0	0	3	3	3	18	4	0	36
Jackson	0	0	1	0	0	0	0	1	0	6	0	0	8	Vermillion	0	0	0	0	0	0	0	0	0	1	0	0	1
Jasper	0	0	0	0	0	0	0	0	1	2	0	0	3	Vigo	0	0	1	0	0	0	1	2	2	1	1	0	8
Jay	0	0	1	1	0	0	2	0	1	0	0	0	5	Wabash	0	0	0	0	0	0	0	0	5	2	0	0	7
Jefferson	0	0	1	0	0	0	0	0	2	1	0	0	4	Warren	0	0	0	0	0	0	0	0	0	0	0	0	0
Jennings	0	0	0	0	0	0	0	0	2	3	0	0	5	Warrick	0	0	0	0	0	0	0	0	4	0	0	0	4
Johnson	0	0	0	1	0	0	1	1	2	6	3	0	14	Washington	0	0	0	0	1	0	1	1	3	1	1	0	8
Knox	0	1	0	0	0	0	0	0	2	0	1	0	4	Wayne	0	0	0	0	0	0	0	1	4	1	0	0	6
Kosciusko	0	0	0	0	0	1	0	1	2	1	0	0	5	Wells	0	0	0	0	0	2	0	2	2	3	0	0	9
LaGrange	0	0	0	0	0	0	0	0	0	1	0	0	1	White	0	0	0	0	0	0	0	0	1	0	0	0	1
Lake	0	0	0	2	1	0	0	4	0	4	0	0	11	Whitley	0	0	1	0	0	0	0	2	1	0	0	0	4
LaPorte	0	0	2	0	0	0	1	0	3	0	0	0	6	Unknown	0	0	0	0	0	0	0	0	0	0	0	0	2
Lawrence	0	0	1	0	0	0	1	0	2	2	0	0	6	Totals	14	7	61	33	14	11	41	80	113	314	88	2	778

Data based on Most Serious Offense and includes only New- and Recommittments.

Parole violators are not included.

**Other* may include missing, habitual offense, contempt of court, or misdemeanor.

***Unknown* represents offenders who were sentenced to DOC, but County of Commitment data was unavailable.

Source: Prsadm7.pgm

**Indiana Department of Correction
Table 7**

Release Type by County of Commitment - Adult Offenders

March 2019

County	Release Type				Total	County	Release Type				Total
	Parole	Probation	Discharged	CTP			Parole	Probation	Discharged	CTP	
Adams	3	0	0	0	3	Madison	27	11	2	6	46
Allen	17	6	9	12	44	Marion	99	58	20	16	193
Bartholomew	10	2	0	4	16	Marshall	2	2	3	1	8
Benton	0	0	1	0	1	Martin	1	0	0	0	1
Blackford	2	1	0	1	4	Miami	0	0	1	0	1
Boone	1	1	3	0	5	Monroe	10	0	1	0	11
Brown	2	0	0	0	2	Montgomery	4	1	1	0	6
Carroll	1	1	0	0	2	Morgan	6	1	0	0	7
Cass	1	2	0	4	7	Newton	1	0	0	0	1
Clark	1	0	2	0	3	Noble	2	2	0	0	4
Clay	2	1	0	0	3	Ohio	0	0	0	0	0
Clinton	5	1	2	2	10	Orange	3	5	1	0	9
Crawford	1	0	0	0	1	Owen	3	2	0	0	5
Daviess	0	1	1	0	2	Parke	0	1	2	0	3
Dearborn	9	3	0	0	12	Perry	1	2	0	0	3
Decatur	3	1	0	2	6	Pike	0	2	0	0	2
DeKalb	2	3	0	0	5	Porter	5	1	1	0	7
Delaware	4	3	2	0	9	Posey	4	1	1	0	6
Dubois	1	1	0	0	2	Pulaski	0	0	0	0	0
Elkhart	17	17	3	6	43	Putnam	2	2	1	0	5
Fayette	3	1	0	2	6	Randolph	1	1	0	0	2
Floyd	7	0	1	0	8	Ripley	7	4	0	0	11
Fountain	0	0	0	0	0	Rush	3	1	0	0	4
Franklin	0	0	0	0	0	St. Joseph	11	3	3	8	25
Fulton	2	2	0	1	5	Scott	3	2	1	0	6
Gibson	4	1	0	1	6	Shelby	8	3	3	0	14
Grant	7	4	1	1	13	Spencer	0	0	0	0	0
Greene	3	2	0	0	5	Starke	1	1	1	0	3
Hamilton	4	5	2	1	12	Steuben	3	0	1	0	4
Hancock	2	1	1	1	5	Sullivan	0	0	0	0	0
Harrison	0	1	0	0	1	Switzerland	2	1	0	0	3
Hendricks	5	2	1	0	8	Tippecanoe	4	10	1	2	17
Henry	3	0	0	1	4	Tipton	0	0	0	0	0
Howard	4	2	2	1	9	Union	0	0	0	0	0
Huntington	2	4	0	1	7	Vanderburgh	17	4	7	9	37
Jackson	7	3	1	1	12	Vermillion	4	1	0	0	5
Jasper	1	0	0	0	1	Vigo	4	4	1	5	14
Jay	4	4	1	2	11	Wabash	3	2	0	0	5
Jefferson	2	3	0	2	7	Warren	1	0	0	0	1
Jennings	3	1	0	0	4	Warrick	4	0	0	1	5
Johnson	11	8	3	2	24	Washington	2	0	1	0	3
Knox	1	0	0	3	4	Wayne	12	6	1	0	19
Kosciusko	1	5	0	0	6	Wells	4	0	2	1	7
LaGrange	0	1	0	0	1	White	2	0	0	0	2
Lake	15	2	2	3	22	Whitley	0	1	0	0	1
LaPorte	2	7	2	0	11	Unknown	0	0	0	0	0
Lawrence	2	4	1	3	10	Totals	443	242	97	106	888

This data excludes Temporary Moves, Safekeepers, Predispositions, Escapes, Deaths, releases from CTP and releases from Out of State Parole.

*"Unknown" represents offenders who were sentenced to DOC, but County of Commitment data was unavailable.

Source: prisrel7.pgm

Indiana Department of Correction
Table 8
The Number of Department of Correction Offenders
Held in County Jails*
April 1, 2019

<u>County</u>	<u>Adult Male</u>	<u>Adult Female</u>	<u>County</u>	<u>Adult Male</u>	<u>Adult Female</u>	<u>County</u>	<u>Adult Male</u>	<u>Adult Female</u>
Adams	1	0	Hendricks	4	0	Pike	1	0
Allen	14	1	Henry**	3	0	Porter	0	0
Bartholomew	2	0	Howard	5	0	Posey	0	0
Benton	0	1	Huntington	2	1	Pulaski**	2	0
Blackford**	0	0	Jackson	4	0	Putnam**	1	1
Boone	1	1	Jasper	2	0	Randolph	0	0
Brown	0	0	Jay	1	3	Ripley	3	3
Carroll	0	0	Jefferson	1	1	Rush	0	0
Cass	5	1	Jennings	3	0	St. Joseph	1	0
Clark	8	1	Johnson	8	5	Scott	5	3
Clay	1	0	Knox**	0	1	Shelby	0	0
Clinton	10	0	Kosciusko	3	0	Spencer**	17	1
Crawford**	0	0	LaGrange	2	0	Starke	1	1
Daviess	4	1	Lake	19	3	Steuben	0	0
Dearborn	9	2	LaPorte	5	2	Sullivan	0	1
Decatur	3	0	Lawrence	5	1	Switzerland	1	2
DeKalb	6	0	Madison	4	0	Tippecanoe	6	3
Delaware	4	2	Marion	22	5	Tipton	4	0
Dubois	0	1	Marshall	6	1	Union	0	0
Elkhart	6	2	Martin	0	0	Vanderburgh	15	4
Fayette	5	0	Miami	11	0	Vermillion	0	1
Floyd	3	0	Monroe	1	0	Vigo	3	1
Fountain	1	0	Montgomery	2	2	Wabash	1	0
Franklin	0	1	Morgan	5	0	Warren	0	0
Fulton	1	0	Newton	2	0	Warrick	0	2
Gibson	1	0	Noble	0	1	Washington	3	2
Grant	5	4	Ohio	1	0	Wayne	7	2
Greene	2	1	Orange**	1	0	Wells**	4	3
Hamilton	1	0	Owen	0	1	White	0	0
Hancock	3	0	Parke	4	0	Whitley	1	1
Harrison**	0	1	Perry	0	0	Total	298	78

* Data is based on known frequencies reported by the counties; some county data may be missing

** County Jail Substance Abuse Programs

Source: Offender Movement□

Indiana Department of Correction
Table 9
Community Transition Program
Average Daily Populations

<u>Month</u>	<u>2015</u>	<u>2016</u>	<u>2017</u>	<u>2018</u>	<u>2019</u>
January	457	518	465	392	382
February	442	480	475	402	379
March	468	492	475	411	372
April	529	518	481	441	
May	549	499	487	443	
June	539	469	481	398	
July	539	491	445	386	
August	559	496	421	395	
September	538	509	400	387	
October	564	478	385	384	
November	528	470	389	366	
December	<u>522</u>	<u>461</u>	<u>372</u>	<u>381</u>	
YEARLY AVERAGE	519	490	440	399	378

Source: CTP Database and OIS Warmbody

Indiana Department Of Correction
Table 10
Community Transition Program
March 2019 Release Information (Felony Level A-D)

Total number of offenders eligible to be released =		212
Felony A and B total =	160	
Felony C total =	41	
Felony D total =	5	
Murder =	6	
Total number of offenders transitioned to counties for CTP =		39
By default (lack of response from judge)		
Felony A or B =	0	
Felony C =	5	
Felony D =	3	
By approval by court order from judge		
Felony A or B =	27	
Felony C =	2	
Felony D =	0	
Murder =	2	
Total number of offenders transitioned to counties then returned to DOC due to refusal (court ordered denial upon receipt of offender) =		0
Total number of court ordered denials =		121
Felony A or B =	87	
Felony C =	30	
Felony D =	1	
Murder =	3	
Total number of Felony A or B, or Murder denials by default (no response from judge) =		33
Total number of offenders who became ineligible after eligibility determined but prior to CTP commencement date (reasons include change in Earliest Possible Release Date, change in warrant status, released to probation or to parole, other miscellaneous) =		19
Felony A or B =	14	
Felony C =	4	
Felony D =	1	
Murder =	0	

Source: SAS - CTP2 Adms

Indiana Department Of Correction
Table 10
Community Transition Program
March 2019 Release Information (Felony Level 1-6)

Total number of offenders eligible to be released =		252
Felony 1 and 2 total =	6	
Felony 3 and 4 total =	80	
Felony 5 and 6 total =	166	
Total number of offenders transitioned to counties for CTP =		76
By default (lack of response from judge)		
Felony 1 and 2 total =	0	
Felony 3 and 4 total =	0	
Felony 5 and 6 total =	14	
By approval by court order from judge		
Felony 1 and 2 total =	3	
Felony 3 and 4 total =	24	
Felony 5 and 6 total =	35	
Total number of offenders transitioned to counties then returned to DOC due to refusal (court ordered denial upon receipt of offender) =		0
Total number of court ordered denials =		133
Felony 1 and 2 total =	2	
Felony 3 and 4 total =	36	
Felony 5 and 6 total =	95	
Total number of Felony 1 or 2 denials by default (no response from judge) =		1
Total number of offenders who became ineligible after eligibility determined but prior to CTP commencement date (reasons include change in Earliest Possible Release Date, change in warrant status, released to probation or to parole, other miscellaneous) =		29
Felony 1 and 2 total =	0	
Felony 3 and 4 total =	7	
Felony 5 and 6 total =	22	

Indiana Department of Correction
Table 11
Total Number of Felony Offenses
Committed to the Indiana Department of Correction

March 2019

Felony Level	Primary Offense	Secondary Offense	Mar-19		This Calendar Year	
			SEX		SEX	
			F	M	F	M
A Felony	Child Molesting (35-42-4-3)		-	3	-	11
	Dealing Cocaine or Narcotic Drug (35-48-4-1)		-	3	-	7
	Dealing Methamphetamine (35-48-4-1.1)		-	1	-	1
	Possession of Cocaine or Narcotic Drug (35-48-4-6)		-	-	-	1
	Voluntary Manslaughter (35-42-1-3)		-	1	-	3
A Felony Total			0	8	0	23

Felony Level	Primary Offense	Secondary Offense	Mar-19		This Calendar Year	
			SEX		SEX	
			F	M	F	M
B Felony	Aggravated Battery (35-42-2-1.5)		-	-	-	2
	Arson (35-43-1-1)		-	-	-	3
	Battery (35-42-2-1)		-	-	-	1
	Burglary (35-43-2-1)		1	23	2	47
	Carjacking (35-42-5-2)		-	1	-	1
	Child Molesting (35-42-4-3)		-	-	-	6
	Criminal Confinement (35-42-3-3)		-	1	-	2
	Dealing Cocaine or Narcotic Drug (35-48-4-1)		2	19	3	34
	Dealing Methamphetamine (35-48-4-1.1)		5	12	7	19
	Dealing Sched I, II, or III Cntrl'd Sub (35-48-4-2)		2	5	11	8
	Felon in Possession of a Firearm (35-47-4-5)		-	-	1	3
	Incest (35-46-1-3)		-	-	-	1
	Neglect of a Dependent (35-46-1-4)		-	-	-	2
	Operating Vehicle Intoxicated/Death (9-30-5-5)		-	1	-	2
	Possession Methamphetamine (35-48-4-6.1)		-	-	-	2
	Possession of Cocaine or Narcotic Drug (35-48-4-6)		-	1	2	2
	Rape (35-42-4-1)		-	2	-	2
	Robbery (35-42-5-1)		-	9	4	19
	Sexual Misconduct with a Minor (35-42-4-9)		-	-	-	4
	B Felony Total			10	74	30

Felony Level	Primary Offense	Secondary Offense	Mar-19		This Calendar Year	
			SEX		SEX	
			F	M	F	M
C Felony	Battery (35-42-2-1)		-	3	-	6
	Burglary (35-43-2-1)		-	9	-	16
	Child Molesting (35-42-4-3)		-	5	-	14
	Conspiracy (35-41-5-2)	Burglary (35-43-2-1)	-	-	-	3
	Corrupt Business Influence (35-45-6-2)		-	3	-	4
	Criminal Recklessness (35-42-2-2)		-	-	1	3
	Dangerous Control of a Handgun (35-47-10-6)		-	-	-	1
	Dealing Marijuana, Hash Oil, or Hashish (35-48-4-10)		-	-	-	1
	Dealing Sched IV Controlled Substance (35-48-4-3)		1	-	1	1
	Driving After Forfeiture (9-12-3-2)		-	-	-	1
	Escape/Failure to Return (35-44-3-5)		-	-	-	1
	Failure to Register as a Sex Offender (11-8-8-17)		-	-	-	2
	Firearm w/in One Mile of School (35-47-2-1)		-	-	-	1
	Forgery (35-43-5-2)		1	5	2	7
	Fraud on Financial Institution (35-43-5-8)		-	-	-	2
	Handgun Violation (35-47-2-7)		-	-	-	1
	Neglect of a Dependent (35-46-1-4)		1	1	1	1
	Non-Support of Dependent Child (35-46-1-5)		1	7	1	13
	Oper Veh Intox Prev Conv (9-30-5-2)		-	-	1	-
	Operating Vehicle w/Lifetime Suspension (9-30-10-17)		-	1	-	5
	Operating Vehicle-Habitual Violation (9-30-10-16)		-	-	-	1
	Possession Methamphetamine (35-48-4-6.1)		-	1	-	1
	Possession of Cocaine or Narcotic Drug (35-48-4-6)		-	1	1	2
	Possession of Controlled Substance (35-48-4-7)		1	-	1	-
	Possession of Precursors (35-48-4-14.5)		-	-	-	2
	Robbery (35-42-5-1)		-	5	-	8
	Sexual Misconduct with a Minor (35-42-4-9)		-	4	-	5
C Felony Total			5	45	9	102

Felony Level	Primary Offense	Secondary Offense	Mar-19		This Calendar Year	
			SEX		SEX	
			F	M	F	M
D Felony	Attempt to Commit a Felony (35-41-5-1)	Theft, Receiving Stolen Property (35-43-4-2)	-	-	-	1
	Battery (35-42-2-1)		-	-	-	1
	Check Fraud (35-43-5-12)		-	1	-	1
	Criminal Confinement (35-42-3-3)		-	1	-	1
	Criminal Mischief (35-43-1-2)		-	-	1	-

Felony Level	Primary Offense	Secondary Offense	Mar-19		This Calendar Year	
			SEX		SEX	
			F	M	F	M
D Felony (cont'd)	Criminal Recklessness (35-42-2-2)		1	-	1	4
	Dealing Marijuana, Hash Oil, or Hashish (35-48-4-10)		-	1	-	1
	Dealing/Poss. Look-Alike Subs (35-48-4-11.5)		1	-	1	-
	Domestic Battery (35-42-2-1.3)		-	1	-	1
	Driving While Intoxicated/Injury (9-11-2-4)		-	-	-	2
	Driving While Suspended/Oper Veh HTV (9-30-10-16)		2	-	2	2
	Fail to Stop Accident w/Injury (9-26-1-1)		-	-	-	2
	Failure to Register as a Sex Offender (11-8-8-17)		-	-	-	1
	Failure to Return to Lawful Detention (35-44-3-5)		-	-	-	1
	Involuntary Manslaughter (35-42-1-4)		-	-	-	1
	Maintaining a Common Nuisance (35-48-4-13)		-	1	-	1
	Neglect of a Dependent (35-46-1-4)		-	-	-	1
	Non-Support of a Child (35-46-1-5)		-	2	1	7
	Operating Vehicle Intox-Prior (9-30-5-3)		1	1	1	2
	Operating Vehicle Intoxicated-Endanger (9-30-5-2)		-	1	-	1
	Poss. of Marijuana, Hash Oil, or Hashish (35-48-4-11)		-	1	-	2
	Possession - Syringe/Needle (16-42-19-18)		-	-	1	-
	Possession of Cocaine or Narcotic Drug (35-48-4-6)		-	1	-	4
	Possession of Controlled Substance (35-48-4-7)		2	2	2	7
	Possession of Meth(35-48-4-6.1)		-	1	2	2
	Residential Entry (35-43-2-1.5)		-	1	-	1
	Resisting Law Enforcement (35-44-3-3)		-	1	-	5
	Sexual Battery (35-42-4-8)		-	1	-	3
	Sexual Misconduct with a Minor (35-42-4-9)		-	1	-	1
	Theft, Receiving Stolen Property (35-43-4-2)		1	13	1	33
	Welfare Fraud (35-43-5-7)		-	-	-	2
D Felony Total			8	31	13	91

Felony Level	Primary Offense	Secondary Offense	Mar-19		This Calendar Year	
			SEX		SEX	
			F	M	F	M
Level 1 Felony	Aggravated Battery (35-42-2-1.5)		-	-	-	1
	Attempt to Commit a Felony (35-41-5-1)	Murder (35-42-1-1)	-	4	1	6
	Child Molesting (35-42-4-3)		-	12	-	30
	Neglect of a Dependent/Death (35-46-1-4)		-	-	-	1
	Rape (35-42-4-1)		-	1	-	2
Level 1 Felony Total			0	17	1	40

Felony Level	Primary Offense	Secondary Offense	Mar-19		This Calendar Year	
			SEX		SEX	
			F	M	F	M
Level 2 Felony	Aiding, Inducing or Causing an Offense (35-41-2-4)	Robbery (35-42-5-1)	-	1	-	1
	Arson (35-43-1-1)		-	-	1	-
	Attempt to Commit a Felony (35-41-5-1)	Robbery (35-42-5-1)	-	-	-	2
		Voluntary Manslaughter (35-42-1-3)	-	-	-	1
	Battery (35-42-2-1)		-	-	-	1
	Burglary (35-43-2-1)		-	1	-	2
	Child Molesting (35-42-4-3)		-	-	-	1
	Conspiracy (35-41-5-2)	Burglary (35-43-2-1)	-	-	-	2
		Dealing Methamphetamine (35-48-4-1.1)	-	1	-	1
	Criminal Confinement (35-42-3-3)		-	-	1	-
	Dealing Cocaine or Narcotic Drug (35-48-4-1)		2	13	2	39
	Dealing Methamphetamine (35-48-4-1.1)		9	15	11	43
	Dealing Sched I, II, or III Cntrld Sub (35-48-4-2)		-	-	-	1
	Resisting Law Enforcement (35-44-1-3-1)		-	1	-	1
	Robbery (35-42-5-1)		-	1	-	7
	Voluntary Manslaughter (35-42-1-3)		1	2	2	3
Level 2 Felony Total			12	35	17	105

Felony Level	Primary Offense	Secondary Offense	Mar-19		This Calendar Year	
			SEX		SEX	
			F	M	F	M
Level 3 Felony	Aggravated Battery (35-42-2-1.5)		1	16	4	28
		Firearm Enhancement (35-50-2-11)	-	1	-	1
	Aiding, Inducing or Causing an Offense (35-41-2-4)	Dealing Methamphetamine (35-48-4-1.1)	-	-	1	1
		Robbery (35-42-5-1)	-	-	-	3
	Arson (35-43-1-1)		-	1	-	1
	Attempt to Commit a Felony (35-41-5-1)	Aggravated Battery (35-42-2-1.5)	-	-	-	1
		Kidnapping (35-42-3-2)	-	1	-	1
		Rape (35-42-4-1)	-	-	-	2
		Robbery (35-42-5-1)	-	-	1	2
	Battery (35-42-2-1)		-	1	-	4
	Burglary (35-43-2-1)		1	3	1	5
	Child Molesting (35-42-4-3)		-	5	-	7
	Conspiracy (35-41-5-2)	Burglary (35-43-2-1)	-	-	-	1
		Robbery (35-42-5-1)	-	1	-	1
	Criminal Confinement (35-42-3-3)		-	4	1	7

Felony Level	Primary Offense	Secondary Offense	Mar-19		This Calendar Year	
			SEX		SEX	
			F	M	F	M
Level 3 Felony (cont'd)	Dealing Cocaine or Narcotic Drug (35-48-4-1)		3	6	4	20
	Dealing Methamphetamine (35-48-4-1.1)		2	8	10	40
	Dealing Sched I, II, or III Cntrl'd Sub (35-48-4-2)		-	-	-	2
	Domestic Battery SBI Under 14 (35-42-2-1.3A)		-	-	-	1
	Kidnapping (35-42-3-2)		-	5	-	8
	Manufacturing Meth (35-48-4-1.2)		-	1	-	2
	Neglect of a Dependent/Death (35-46-1-4)		1	-	4	1
	Possession of Cocaine or Narcotic Drug (35-48-4-6)		-	-	-	5
	Possession of Meth (35-48-4-6.1)		1	7	2	13
	Rape (35-42-4-1)		-	7	-	10
Robbery (35-42-5-1)		4	32	9	78	
Level 3 Felony Total			13	99	37	245

Felony Level	Primary Offense	Secondary Offense	Mar-19		This Calendar Year		
			SEX		SEX		
			F	M	F	M	
Level 4 Felony	Aiding, Inducing or Causing an Offense (35-41-2-4)	Dealing Methamphetamine (35-48-4-1.1)	1	1	2	2	
		Possession of Meth (35-48-4-6.1)	-	-	1	-	
	Arson (35-43-1-1)		1	5	1	8	
	Burglary (35-43-2-1)		5	39	13	99	
	Child Exploitation (35-42-4-4)		-	1	-	4	
	Child Molesting (35-42-4-3)		-	14	-	36	
	Child Solicitation (35-42-4-6)		-	1	-	1	
	Conspiracy (35-41-5-2)	Burglary (35-43-2-1)	-	1	-	2	
		Conspiracy (35-41-5-2)	-	-	-	1	
		Dealing Cocaine or Narcotic Drug (35-48-4-1)	-	-	1	-	
		Dealing Methamphetamine (35-48-4-1.1)	-	-	-	1	
	Dealing Cocaine or Narcotic Drug (35-48-4-1)		2	9	4	26	
	Dealing Methamphetamine (35-48-4-1.1)		3	14	13	58	
	Dealing Sched I, II, or III Cntrl'd Sub (35-48-4-2)		1	-	1	2	
	Dealing Sched IV Controlled Substance (35-48-4-3)		-	-	-	1	
	Felon in Possession of a Firearm (35-47-4-5)		1	22	3	74	
	Human Sexual Trafficking (35-42-3.5-1)		-	-	-	1	
	Incest (35-46-1-3)		-	-	-	2	
	Manufacturing Meth (35-48-4-1.2)		-	-	-	2	
	Operating Vehicle Intoxicated/Death (9-30-5-5)		-	-	3	1	
	Possession of Cocaine or Narcotic Drug (35-48-4-6)		-	2	1	7	
	Possession of Meth (35-48-4-6.1)		3	5	6	22	
	Sexual Battery (35-42-4-8)		-	1	-	1	
	Sexual Misconduct with a Minor (35-42-4-9)		1	5	2	18	
	Stalking (35-45-10-5)		-	1	-	1	
	Vicarious Sexual Gratification (35-42-4-5)		-	-	-	1	
	Level 4 Felony Total			18	121	51	371

Felony Level	Primary Offense	Secondary Offense	Mar-19		This Calendar Year	
			SEX		SEX	
			F	M	F	M
Level 5 Felony	Aiding, Inducing or Causing an Offense (35-41-2-4)	Burglary (35-43-2-1)	-	-	-	2
		Dealing Cocaine or Narcotic Drug (35-48-4-1)	-	-	1	-
		Dealing Methamphetamine (35-48-4-1.1)	-	-	1	-
		Dealing in Methamphetamine (35-48-4-1.1)	-	-	-	1
		Escape (35-44.1-3-4)	-	-	1	-
	Assisting a Criminal (35-44.1-2-5)		-	-	-	4
	Attempt to Commit a Felony (35-41-5-1)	Battery (35-42-2-1)	-	-	1	1
		Fraud on Financial Institution (35-43-5-8)	-	-	1	2
		Robbery (35-42-5-1)	-	1	-	4
	Auto Theft, Receiving Stolen Parts (35-43-4-2.5)		-	1	-	3
	Battery (35-42-2-1)		4	31	18	101
	Bribery (35-44.1-1-2)		1	-	1	1
	Burglary (35-43-2-1)		4	39	9	98
	Child Exploitation (35-42-4-4)		-	4	-	12
	Child Pornography (35-42-4-4(C))		-	2	-	9
	Child Possession of a Firearm (35-47-10-5)		-	-	-	1
	Child Seduction (35-42-4-7)		-	-	-	1
	Child Solicitation (35-42-4-6)		-	9	1	11
	Conspiracy (35-41-5-2)	Child Exploitation (35-42-4-4)	-	-	-	1
		Dealing Cocaine or Narcotic Drug (35-48-4-1)	2	-	2	1
		Fraud on Financial Institution (35-43-5-8)	-	1	-	2
		Robbery (35-42-5-1)	-	-	-	1
		Trafficking with an Inmate (35-44.1-3-5)	-	-	-	3
	Corrupt Business Influence (35-45-6-2)		-	3	2	9
	Criminal Confinement (35-42-3-3)		-	6	-	16
	Criminal Recklessness (35-42-2-2)		-	2	-	10
	Dealing Cocaine or Narcotic Drug (35-48-4-1)		4	7	9	42
	Dealing Marijuana, Hash Oil, or Hashish (35-48-4-10)		-	2	-	3
	Dealing Methamphetamine (35-48-4-1.1)		4	21	22	54

Felony Level	Primary Offense	Secondary Offense	Mar-19		This Calendar Year		
			SEX		SEX		
			F	M	F	M	
Level 5 Felony (cont'd)	Dealing Sched I, II, or III Cntrld Sub (35-48-4-2)		1	2	2	3	
	Dealing Sched IV Cntrld Sub (35-48-4-3)		1	2	1	3	
	Dealing in Methamphetamine (35-48-4-1.1)		4	19	17	56	
	Dealing/Poss. Look-Alike Subs (35-48-4-4.6)		-	3	2	4	
	Disarm/Attempt to Disarm an Officer (35-44.1-3-2)		-	3	-	4	
	Domestic Battery (35-42-2-1.3)		-	18	4	48	
	Escape (35-44.1-3-4)		1	8	5	16	
	Fail to Stop Acc Death (9-26-1-1.1)		-	2	-	5	
	Failure to Register as a Sex Offender (11-8-8-17)		-	12	-	38	
	Firearm w/in One Mile of School (35-47-2-1)		3	38	6	82	
	Fraud on Financial Institution (35-43-5-8)		2	3	7	15	
	Incest (35-46-1-3)		1	-	1	-	
	Intimidation (35-45-2-1)		1	17	2	33	
	Involuntary Manslaughter (35-42-1-4)		-	1	-	1	
	Kidnapping (35-42-3-2)		-	-	-	2	
	Manufacture Destruct Device (35-47.5-5-2)		-	1	-	1	
	Neglect of a Dependent/Death (35-46-1-4)		-	1	2	8	
	Non-Support of Dependent Child (35-46-1-5)		-	1	-	2	
	Obliterating Handgun I.D. (35-47-2-18)		1	3	1	4	
	Obstruction of Justice (35-44.1-2-2)		-	-	-	3	
	Oper Veh Aft Life Susp (9-30-10-17)		3	22	5	61	
	Operating Vehicle Intoxicated-Contrlld Sub (9-30-5-1)		-	-	-	1	
			Habitual Offender Controlled Substance (35-50-2-10)	-	1	-	1
	Operating Vehicle Intoxicated/Death (9-30-5-5)		-	2	-	2	
	Operating Vehicle Intoxicated/Injury (9-30-5-4)		-	-	-	1	
	Possession of Cocaine or Narcotic Drug 35-48-4-6		2	13	6	29	
	Possession of Dangerous Device (35-44.1-3-7)		-	-	-	1	
	Possession of Precursors (35-48-4-14.5)		-	1	-	1	
	Possession of Syringes or Needles (16-42-19-18)		1	-	3	4	
	Possession/Use of Legend Drug (16-42-19-13)		-	1	-	1	
	Promoting Prostitution (35-45-4-4)		-	1	-	1	
	Prov Gun to Inel Per (35-47-2.5-16)		-	-	-	1	
	Reckless Homicide (35-42-1-5)		-	1	1	2	
	Resisting Law Enforcement (35-44.1-3-1)		-	1	-	1	
	Robbery (35-42-5-1)		2	21	5	49	
	Sexual Misconduct with a Minor (35-42-4-9)		-	8	-	16	
	Stalking (35-45-10-5)		-	3	-	6	
	Strangulation (35-42-2-9)		-	1	-	1	
	Theft, Receiving Stolen Property (35-43-4-2)		2	13	2	17	
	Trafficking with an Inmate (35-44.1-3-5)		-	6	4	11	
	Vicious Sexual Gratification (35-42-4-5)		-	1	-	1	
	Level 5 Felony Total			44	359	145	929

Felony Level	Primary Offense	Secondary Offense	Mar-19		This Calendar Year	
			SEX		SEX	
			F	M	F	M
Level 6 Felony	Accident/Failure to Stop-Serious Inj/Death (9-26-1-8)		-	-	-	1
	Aiding in Manufacture of Sch II Cont Subst (35-48-4-2)		1	-	1	-
	Attempt to Commit a Felony (35-41-5-1)	Attempted/Obstruction of Justice (35-41-5-1)	-	-	1	-
		Battery (35-42-2-1)	-	-	-	1
	Auto Theft, Receiving Stolen Parts (35-43-4-2.5)		1	16	3	32
	Battery 35-42-2-1		-	7	3	19
	Child Exploitation (35-42-4-4)		-	-	-	1
	Conspiracy (35-41-5-2)	Attempted/Obstruction of Justice (35-41-5-1)	-	-	-	1
	Controlled Substance Registration (35-48-4-14)		1	-	2	-
	Criminal Confinement (35-42-3-3)		-	1	-	6
	Criminal Confinement (35-42-3-3)		2	8	2	31
	Criminal Mischief (35-43-1-2)		-	-	2	-
	Criminal Recklessness (35-42-2-2)		-	2	2	12
	Criminal Trespass (35-43-2-2)		-	-	-	1
	Damage Orig/Spec ID (35-43-6.5-1)		-	1	-	1
	Dealing Marijuana, Hash Oil, or Hashish (35-48-4-10)		-	1	-	6
	Dealing Sched I, II, or III Cntrld Sub (35-48-4-2(A))		-	-	-	1
	Dealing Subs. Represent as Cntrld Subs. (35-48-4-4.5)		-	2	1	4
	Dealing/Poss. Look-Alike Subs (35-48-4-10.5)		-	-	-	3
	Dealing/Poss. Look-Alike Subs (35-48-4-11.5)		-	-	-	4
	Dissemination of Matter Harmful to Minor (35-49-3-3)		-	-	-	1
	Escape 35-44.1-3-4		6	28	16	60
	Fail to Reg Sex Off (11-8-8-17)		-	3	-	5
	Failure to Appear (35-44.1-2-9)		-	-	1	3
	Failure to Return to Acc Result Serious Inj (9-26-1-1(2))		-	1	-	1
	Forgery, Counterfeiting, Application Fraud (35-43-5-2)		-	6	5	21
	Habitual Offender (35-50-2-8)		1	-	1	-
	Habitual Veh Subst Offender Enhance (9-30-15.5-2)		-	1	-	1
	Identity Deception (35-43-5-3.5)		-	-	1	-
	Impersonation of a Public Servant (35-44-2-3)		-	-	-	1
Insurance Fraud (35-43-5-4.5)		-	1	4	5	
Intimidation (35-45-2-1)		-	10	1	17	
Invasion of Privacy (35-46-1-15.1)		-	2	-	7	

Felony Level	Primary Offense	Secondary Offense	Mar-19		This Calendar Year	
			SEX		SEX	
			F	M	F	M
Level 6 Felony (cont'd)	Kidnapping (35-42-3-2)		-	-	-	1
	Maintain Common Nuisance (35-45-2-1(c))		4	-	6	13
	Maintaining Common Nuisance (35-48-4-13)		-	1	-	5
	Money Laundering (35-45-15-5)		-	-	-	1
	Neglect of a Dependent/Death (35-46-1-4)		-	-	2	7
	Non-Support of Dependent Child (35-46-1-5)		-	2	1	4
	Obstruction of Justice (35-44.1-2-2)		-	2	-	7
	Oper Vehicle-Intox-Prev Conv (9-30-5-3)		1	6	1	13
		Habitual Offender Controlled Substance (35-50-2-10)	-	-	1	2
	Operating Vehicle Intoxicated-Contrlld Sub (9-30-5-1)		-	1	-	3
		Habitual Offender Controlled Substance (35-50-2-10)	-	-	-	1
	Operating Vehicle Intoxicated-Endanger (9-30-5-2)		2	4	2	12
		Habitual Offender Controlled Substance (35-50-2-10)	-	-	-	2
	Operating Vehicle Intoxicated/Injury (9-30-5-4)		-	1	-	4
	Operating Vehicle-Habitual Violation (9-30-10-16)		-	3	-	15
		Habitual Offender Controlled Substance (35-50-2-10)	-	-	-	1
	Perjury (35-44.1-2-1)		-	-	-	1
	Pointing a Firearm (35-47-4-3)		-	1	-	5
	Poss Paraphernalia (35-48-4-8.3)		-	-	1	-
	Poss Precursors (35-48-4-14.5)		1	-	4	2
	Possession Sched IV Contrld Sub w/in 1,000 ft (35-48-4-7)		-	2	-	6
	Possession of Child Pornography (35-42-4-4(C))		-	2	-	2
	Possession of Cocaine or Narcotic Drug (35-48-4-6)		3	12	8	32
	Possession of Meth(35-48-4-6.1)		10	30	42	93
	Possession of Syringes or Needles (16-42-19-18)		9	12	32	40
	Possession or Use of Legend Drug (16-42-19-13)		1	1	6	3
	Prostitution (35-45-4-2)		-	-	1	-
	Residential Entry (35-43-2-1.5)		1	8	3	18
	Resisting Law Enforc (35-44.1-3-1)		2	26	5	64
	Sexual Battery (35-42-4-8)		-	1	-	3
	Sexual Conduct in Presence of a Minor (35-42-4-5c)		-	1	-	1
	Sexual Misconduct with a Minor (35-42-4-9)		-	-	-	1
	Stalking (35-45-10-5)		-	2	-	2
	Strangulation (35-42-2-9)		-	5	-	12
	Synthetic ID Deception (35-43-5-3.8)		-	2	-	2
	Theft, Receiving Stolen Property (35-43-4-2)		8	45	22	132
	Unlawful Entry by Sex Offender (35-42-4-14)		-	1	-	1
Level 6 Felony Total			54	261	183	757

Felony Level	Primary Offense	Secondary Offense	Mar-19		This Calendar Year	
			SEX		SEX	
			F	M	F	M
Murder	Murder (35-42-1-1)		3	12	5	23
		Firearm Enhancement (35-50-2-11)	-	1	-	2
Murder Total			3	13	5	25

Felony Level	Primary Offense	Secondary Offense	Mar-19		This Calendar Year	
			SEX		SEX	
			F	M	F	M
Habitual Offender	Habitual Offender (35-50-2-8)		-	1	-	3
	Habitual Offender Controlled Substance (35-50-2-10)		-	1	-	1
Habitual Offender Total			0	2	0	4

Grand Total	Mar-19		This Calendar Year	
	SEX		SEX	
	F	M	F	M
Grand Total	167	1065	491	2852

Note: Offense data may not be available for all offenders at the time this table was prepared.
Only new commitments and probation violations are reported on this table.
Parole and Community Transition Program violators are excluded on this table.
Source: SAS - all.citations_mso.pgm

Indiana Department of Correction
Table 12
Number of New Admissions by Most Serious Offense
Committed to the Indiana Department of Correction

March 2019

Felony Level	Primary Offense	Secondary Offense	Mar-19		This Calendar Year	
			SEX	SEX	SEX	SEX
			F	M	F	M
A Felony	Child Molesting (35-42-4-3)		-	2	-	5
	Dealing Cocaine or Narcotic Drug (35-48-4-1)		-	3	-	7
	Dealing Methamphetamine (35-48-4-1.1)		-	1	-	1
	Possession of Cocaine or Narcotic Drug (35-48-4-6)		-	-	-	1
	Voluntary Manslaughter (35-42-1-3)		-	1	-	3
A Felony Total			0	7	0	17

Felony Level	Primary Offense	Secondary Offense	Mar-19		This Calendar Year	
			SEX	SEX	SEX	SEX
			F	M	F	M
B Felony	Aggravated Battery (35-42-2-1.5)		-	-	-	2
	Arson (35-43-1-1)		-	-	-	3
	Battery (35-42-2-1)		-	-	-	1
	Burglary (35-43-2-1)		1	13	2	32
	Carjacking (35-42-5-2)		-	1	-	1
	Child Molesting (35-42-4-3)		-	-	-	5
	Criminal Confinement (35-42-3-3)		-	-	-	1
	Dealing Cocaine or Narcotic Drug (35-48-4-1)		1	12	2	24
	Dealing Methamphetamine (35-48-4-1.1)		5	11	7	18
	Dealing Sched I, II, or III Cntrld Sub (35-48-4-2)		2	5	6	8
	Felon in Possession of a Firearm (35-47-4-5)		-	-	1	3
	Incest (35-46-1-3)		-	-	-	1
	Neglect of a Dependent (35-46-1-4)		-	-	-	2
	Operating Vehicle Intoxicated/Death (9-30-5-5)		-	1	-	2
	Possession Methamphetamine (35-48-4-6.1)		-	-	-	2
	Possession of Cocaine or Narcotic Drug (35-48-4-6)		-	1	2	1
	Rape (35-42-4-1)		-	2	-	2
	Robbery (35-42-5-1)		-	6	1	13
	Sexual Misconduct with a Minor (35-42-4-9)		-	-	-	2
	B Felony Total			9	52	21

Felony Level	Primary Offense	Secondary Offense	Mar-19		This Calendar Year	
			SEX	SEX	SEX	SEX
			F	M	F	M
C Felony	Battery (35-42-2-1)		-	2	-	5
	Burglary (35-43-2-1)		-	6	-	10
	Child Molesting (35-42-4-3)		-	4	-	10
	Corrupt Business Influence (35-45-6-2)		-	3	-	3
	Criminal Recklessness (35-42-2-2)		-	-	1	-
	Dealing Marijuana, Hash Oil, or Hashish (35-48-4-10)		-	-	-	1
	Dealing Sched IV Controlled Substance (35-48-4-3)		1	-	1	1
	Driving After Forfeiture (9-12-3-2)		-	-	-	1
	Failure to Register as a Sex Offender (11-8-8-17)		-	-	-	1
	Firearm w/in One Mile of School (35-47-2-1)		-	-	-	1
	Forgery (35-43-5-2)		1	2	1	4
	Fraud on Financial Institution (35-43-5-8)		-	-	-	1
	Neglect of a Dependent (35-46-1-4)		1	-	1	-
	Non-Support of Dependent Child (35-46-1-5)		1	4	1	10
	Oper Veh Intox Prev Conv (9-30-5-2)		-	-	1	-
	Operating Vehicle w/Lifetime Suspension (9-30-10-17)		-	1	-	5
	Operating Vehicle-Habitual Violation (9-30-10-16)		-	-	-	1
	Possession Methamphetamine (35-48-4-6.1)		-	1	-	1
	Possession of Cocaine or Narcotic Drug (35-48-4-6)		-	1	1	1
	Possession of Precursors (35-48-4-14.5)		-	-	-	2
	Robbery (35-42-5-1)		-	3	-	5
	Sexual Misconduct with a Minor (35-42-4-9)		-	2	-	3
C Felony Total			4	29	7	66

Felony Level	Primary Offense	Secondary Offense	Mar-19		This Calendar Year	
			SEX	SEX	SEX	SEX
			F	M	F	M
D Felony	Battery (35-42-2-1)		-	-	-	1
	Criminal Mischief (35-43-1-2)		-	-	1	-
	Dealing/Poss. Look-Alike Subs (35-48-4-11.5)		1	-	1	-
	Driving While Suspended/Oper Veh HTV (9-30-10-16)		1	-	1	1
	Failure to Return to Lawful Detention (35-44-3-5)		-	-	-	1
	Neglect of a Dependent (35-46-1-4)		-	-	-	1
	Non-Support of a Child (35-46-1-5)		-	-	-	2
	Operating Vehicle Intox-Prior (9-30-5-3)		-	1	-	2
Poss. of Marijuana, Hash Oil, or Hashish (35-48-4-11)		-	1	-	1	

Felony Level	Primary Offense	Secondary Offense	Mar-19		This Calendar Year	
			SEX		SEX	
			F	M	F	M
D Felony (cont'd)	Possession - Syringe/Needle (16-42-19-18)		-	-	1	-
	Possession of Cocaine or Narcotic Drug (35-48-4-6)		-	-	-	3
	Possession of Controlled Substance (35-48-4-7)		-	2	-	5
	Possession of Meth(35-48-4-6.1)		-	-	2	1
	Residential Entry (35-43-2-1.5)		-	1	-	1
	Resisting Law Enforcement (35-44-3-3)		-	1	-	1
	Sexual Battery (35-42-4-8)		-	-	-	2
	Theft, Receiving Stolen Property (35-43-4-2)		-	6	-	16
Welfare Fraud (35-43-5-7)		-	-	-	1	
D Felony Total			2	12	6	39

Felony Level	Primary Offense	Secondary Offense	Mar-19		This Calendar Year	
			SEX		SEX	
			F	M	F	M
Level 1 Felony	Aggravated Battery (35-42-2-1.5)		-	-	-	1
	Attempt to Commit a Felony (35-41-5-1)	Murder (35-42-1-1)	-	2	-	3
	Child Molesting (35-42-4-3)		-	8	-	18
	Neglect of a Dependent/Death (35-46-1-4)		-	-	-	1
	Rape (35-42-4-1)		-	1	-	2
Level 1 Felony			0	11	0	25

Felony Level	Primary Offense	Secondary Offense	Mar-19		This Calendar Year	
			SEX		SEX	
			F	M	F	M
Level 2 Felony	Aiding, Inducing or Causing an Offense (35-41-2-4)	Robbery (35-42-5-1)	-	1	-	1
	Arson (35-43-1-1)		-	-	1	-
	Attempt to Commit a Felony (35-41-5-1)	Robbery (35-42-5-1)	-	-	-	2
		Voluntary Manslaughter (35-42-1-3)	-	-	-	1
	Burglary (35-43-2-1)		-	1	-	2
	Child Molesting (35-42-4-3)		-	-	-	1
	Conspiracy (35-41-5-2)	Burglary (35-43-2-1)	-	-	-	2
		Dealing Methamphetamine (35-48-4-1.1)	-	1	-	1
	Criminal Confinement (35-42-3-3)		-	-	1	-
	Dealing Cocaine or Narcotic Drug (35-48-4-1)		1	10	1	28
	Dealing Methamphetamine (35-48-4-1.1)		7	15	9	42
	Resisting Law Enforcement (35-44.1-3-1)		-	1	-	1
	Robbery (35-42-5-1)		-	1	-	5
	Voluntary Manslaughter (35-42-1-3)		1	2	2	3
Level 2 Felony Total			9	32	14	89

Felony Level	Primary Offense	Secondary Offense	Mar-19		This Calendar Year		
			SEX		SEX		
			F	M	F	M	
Level 3 Felony	Aggravated Battery (35-42-2-1.5)		1	12	4	24	
	Aiding, Inducing or Causing an Offense (35-41-2-4)	Dealing Methamphetamine (35-48-4-1.1)	-	-	1	1	
		Robbery (35-42-5-1)	-	-	-	2	
	Arson (35-43-1-1)		-	1	-	1	
	Attempt to Commit a Felony (35-41-5-1)	Aggravated Battery (35-42-2-1.5)	-	-	-	1	
		Kidnapping (35-42-3-2)	-	1	-	1	
		Rape (35-42-4-1)	-	-	-	1	
		Robbery (35-42-5-1)	-	-	1	2	
	Battery (35-42-2-1)		-	1	-	4	
	Burglary (35-43-2-1)		1	3	1	5	
	Child Molesting (35-42-4-3)		-	5	-	7	
	Conspiracy (35-41-5-2)	Burglary (35-43-2-1)	-	-	-	1	
		Robbery (35-42-5-1)	-	1	-	1	
	Criminal Confinement (35-42-3-3)		-	2	-	3	
	Dealing Cocaine or Narcotic Drug (35-48-4-1)		3	4	4	14	
	Dealing Methamphetamine (35-48-4-1.1)		2	6	10	31	
	Dealing Sched I, II, or III Cntrld Sub (35-48-4-2)		-	-	-	2	
	Domestic Battery SBI Under 14 (35-42-2-1.3A)		-	-	-	1	
	Kidnapping (35-42-3-2)		-	-	-	2	
	Manufacturing Meth (35-48-4-1.2)		-	1	-	2	
	Neglect of a Dependent/Death (35-46-1-4)		1	-	4	1	
	Possession of Cocaine or Narcotic Drug (35-48-4-6)		-	-	-	4	
	Possession of Meth (35-48-4-6.1)		1	5	2	10	
	Rape (35-42-4-1)		-	3	-	6	
	Robbery (35-42-5-1)		3	23	5	65	
	Level 3 Felony Total			12	68	32	192

Felony Level	Primary Offense	Secondary Offense	Mar-19		This Calendar Year	
			SEX		SEX	
			F	M	F	M
Level 4 Felony	Aiding, Inducing or Causing an Offense (35-41-2-4)	Dealing Methamphetamine (35-48-4-1.1)	1	1	2	2
		Possession of Meth (35-48-4-6.1)	-	-	1	-
	Arson (35-43-1-1)		1	5	1	8
	Burglary (35-43-2-1)		5	34	13	88
	Child Exploitation (35-42-4-4)		-	1	-	2
	Child Molesting (35-42-4-3)		-	8	-	24
	Child Solicitation (35-42-4-6)		-	1	-	1
	Conspiracy (35-41-5-2)	Burglary (35-43-2-1)	-	-	-	1
		Conspiracy (35-41-5-2)	-	-	-	1
		Dealing Cocaine or Narcotic Drug (35-48-4-1)	-	-	1	-
		Dealing Methamphetamine (35-48-4-1.1)	-	-	-	1
	Dealing Cocaine or Narcotic Drug (35-48-4-1)		1	6	2	18
	Dealing Methamphetamine (35-48-4-1.1)		3	12	13	49
	Dealing Sched I, II, or III Cntrld Sub (35-48-4-2)		1	-	1	2
	Felon in Possession of a Firearm (35-47-4-5)		-	16	2	56
	Human Sexual Trafficking (35-42-3.5-1)		-	-	-	1
	Manufacturing Meth (35-48-4-1.2)		-	-	-	2
	Operating Vehicle Intoxicated/Death (9-30-5-5)		-	-	2	1
	Possession of Cocaine or Narcotic Drug (35-48-4-6)		-	2	1	5
	Possession of Meth (35-48-4-6.1)		3	4	5	18
	Sexual Battery (35-42-4-8)		-	1	-	1
	Sexual Misconduct with a Minor (35-42-4-9)		1	5	2	16
	Stalking (35-45-10-5)		-	1	-	1
Level 4 Felony Total			16	97	46	298

Felony Level	Primary Offense	Secondary Offense	Mar-19		This Calendar Year	
			SEX		SEX	
			F	M	F	M
Level 5 Felony	Aiding, Inducing or Causing an Offense (35-41-2-4)	Burglary (35-43-2-1)	-	-	-	2
		Dealing in Methamphetamine (35-48-4-1.1)	-	-	-	1
		Escape (35-44.1-3-4)	-	-	1	-
	Assisting a Criminal (35-44.1-2-5)		-	-	-	4
	Attempt to Commit a Felony (35-41-5-1)	Battery (35-42-2-1)	-	-	1	1
		Fraud on Financial Institution (35-43-5-8)	-	-	1	1
		Robbery (35-42-5-1)	-	-	-	3
	Auto Theft, Receiving Stolen Parts (35-43-4-2.5)		-	1	-	3
	Battery (35-42-2-1)		4	24	15	83
	Bribery (35-44.1-1-2)		1	-	1	1
	Burglary (35-43-2-1)		3	28	8	76
	Child Exploitation (35-42-4-4)		-	2	-	6
	Child Pornography (35-42-4-4(C))		-	-	-	2
	Child Possession of a Firearm (35-47-10-5)		-	-	-	1
	Child Seduction (35-42-4-7)		-	-	-	1
	Child Solicitation (35-42-4-6)		-	7	1	9
	Conspiracy (35-41-5-2)	Dealing Cocaine or Narcotic Drug (35-48-4-1)	2	-	2	1
		Fraud on Financial Institution (35-43-5-8)	-	1	-	1
		Trafficking with an Inmate (35-44.1-3-5)	-	-	-	2
	Corrupt Business Influence (35-45-6-2)		-	3	2	8
	Criminal Confinement (35-42-3-3)		-	5	-	13
	Criminal Recklessness (35-42-2-2)		-	1	-	6
	Dealing Cocaine or Narcotic Drug (35-48-4-1)		3	4	7	28
	Dealing Marijuana, Hash Oil, or Hashish (35-48-4-10)		-	2	-	2
	Dealing Methamphetamine (35-48-4-1.1)		4	15	19	44
	Dealing Sched I, II, or III Cntrld Sub (35-48-4-2)		1	2	1	2
	Dealing Sched IV Cntrld Sub (35-48-4-3)		1	1	1	2
	Dealing in Methamphetamine (35-48-4-1.1)		4	19	13	51
	Dealing/Poss. Look-Alike Subs (35-48-4-4.6)		-	3	1	4
	Disarm/Attempt to Disarm an Officer (35-44.1-3-2)		-	3	-	4
	Domestic Battery (35-42-2-1.3)		-	16	4	44
	Escape (35-44.1-3-4)		1	6	5	14
	Fail to Stop Acc Death (9-26-1-1.1)		-	2	-	4
	Failure to Register as a Sex Offender (11-8-8-17)		-	9	-	29
	Firearm w/in One Mile of School (35-47-2-1)		3	26	6	58
	Fraud on Financial Institution (35-43-5-8)		2	3	4	10
	Incest (35-46-1-3)		1	-	1	-
	Intimidation (35-45-2-1)		1	13	1	23
	Involuntary Manslaughter (35-42-1-4)		-	1	-	1
	Kidnapping (35-42-3-2)		-	-	-	1
	Manufacture Destruct Device (35-47.5-5-2)		-	1	-	1
	Neglect of a Dependent/Death (35-46-1-4)		-	1	2	3
	Non-Support of Dependent Child (35-46-1-5)		-	1	-	2
	Obliterating Handgun I.D. (35-47-2-18)		-	2	-	3
	Obstruction of Justice (35-44.1-2-2)		-	-	-	2
	Oper Veh Aft Life Susp (9-30-10-17)		2	19	4	52
	Operating Vehicle Intoxicated-Contrld Sub (9-30-5-1)		-	-	-	1
		Habitual Offender Controlled Substance (35-50-2-10)	-	1	-	1

Felony Level	Primary Offense	Secondary Offense	Mar-19		This Calendar Year	
			SEX		SEX	
			F	M	F	M
Level 5 Felony (cont'd)	Operating Vehicle Intoxicated/Death (9-30-5-5)		-	2	-	2
	Operating Vehicle Intoxicated/Injury (9-30-5-4)		-	-	-	1
	Possession of Cocaine or Narcotic Drug 35-48-4-6		2	11	6	21
	Possession of Precursors (35-48-4-14.5)		-	1	-	1
	Possession of Syringes or Needles (16-42-19-18)		1	-	3	3
	Possession/Use of Legend Drug (16-42-19-13)		-	1	-	1
	Prov Gun to Inel Per (35-47-2.5-16)		-	-	-	1
	Reckless Homicide (35-42-1-5)		-	1	1	1
	Resisting Law Enforcement (35-44.1-3-1)		-	1	-	1
	Robbery (35-42-5-1)		2	17	5	40
	Sexual Misconduct with a Minor (35-42-4-9)		-	5	-	10
	Stalking (35-45-10-5)		-	3	-	6
	Strangulation (35-42-2-9)		-	1	-	1
	Theft, Receiving Stolen Property (35-43-4-2)		2	5	2	8
Trafficking with an Inmate (35-44.1-3-5)		-	4	4	7	
Level 5 Felony Total			40	274	122	715

Felony Level	Primary Offense	Secondary Offense	Mar-19		This Calendar Year		
			SEX		SEX		
			F	M	F	M	
Level 6 Felony	Auto Theft, Receiving Stolen Parts (35-43-4-2.5)		-	1	2	8	
	Battery 35-42-2-1		-	3	2	8	
	Controlled Substance Registration (35-48-4-14)		1	-	1	-	
	Criminal Confinement (35-42-3-3)		-	1	-	3	
	Criminal Confinement (35-42-3-3)		1	5	1	10	
	Criminal Recklessness (35-42-2-2)		-	1	-	2	
	Dealing Subs. Represent as Cntrl'd Subs. (35-48-4-4.5)		-	1	-	1	
	Dealing/Poss. Look-Alike Subs (35-48-4-10.5)		-	-	-	1	
	Dealing/Poss. Look-Alike Subs (35-48-4-11.5)		-	-	-	1	
	Dissemination of Matter Harmful to Minor (35-49-3-3)		-	-	-	1	
	Escape 35-44.1-3-4		3	11	6	20	
	Fail to Reg Sex Off (11-8-8-17)		-	3	-	3	
	Forgery, Counterfeiting, Application Fraud (35-43-5-2)		-	2	1	7	
	Insurance Fraud (35-43-5-4.5)		-	1	2	3	
	Intimidation (35-45-2-1)		-	3	-	5	
	Invasion of Privacy (35-46-1-15.1)		-	-	-	2	
	Kidnapping (35-42-3-2)		-	-	-	1	
	Maintain Common Nuisance (35-45-2-1(c))		2	-	2	1	
	Non-Support of Dependent Child (35-46-1-5)		-	1	-	3	
	Obstruction of Justice (35-44.1-2-2)		-	-	-	2	
	Oper Vehicle-Intox-Prev Conv (9-30-5-3)		1	4	1	7	
		Habitual Offender Controlled Substance (35-50-2-10)		-	-	1	2
	Operating Vehicle Intoxicated-Contrld Sub (9-30-5-1)		-	1	-	2	
		Habitual Offender Controlled Substance (35-50-2-10)		-	-	1	
	Operating Vehicle Intoxicated-Endanger (9-30-5-2)		1	-	1	6	
		Habitual Offender Controlled Substance (35-50-2-10)		-	-	2	
	Operating Vehicle Intoxicated/Injury (9-30-5-4)		-	-	-	1	
	Operating Vehicle-Habitual Violation (9-30-10-16)		-	1	-	2	
		Habitual Offender Controlled Substance (35-50-2-10)		-	-	1	
	Possession of Cocaine or Narcotic Drug (35-48-4-6)		2	3	4	9	
	Possession of Meth(35-48-4-6.1)		4	5	18	30	
	Possession of Syringes or Needles (16-42-19-18)		1	2	6	7	
	Possession or Use of Legend Drug (16-42-19-13)		-	-	-	2	
Residential Entry (35-43-2-1.5)		-	5	2	10		
Resisting Law Enforc (35-44.1-3-1)		1	2	1	8		
Sexual Battery (35-42-4-8)		-	-	-	1		
Stalking (35-45-10-5)		-	1	-	1		
Strangulation (35-42-2-9)		-	-	-	2		
Theft, Receiving Stolen Property (35-43-4-2)		1	12	10	33		
Unlawful Entry by Sex Offender (35-42-4-14)		-	1	-	1		
Level 6 Felony Total			18	70	61	210	

Felony Level	Primary Offense	Secondary Offense	Mar-19		This Calendar Year	
			SEX		SEX	
			F	M	F	M
Murder	Murder (35-42-1-1)		2	11	4	20
		Firearm Enhancement (35-50-2-11)	-	1	-	2
Murder Total			2	12	4	22

	Mar-19		This Calendar Year	
	SEX		SEX	
	F	M	F	M
Grand Total	112	664	313	1796

Note: Offense data may not be available for all offenders at the time this table was prepared.
Only new commitments and probation violations are reported on this table.
Parole and Community Transition Program violators are excluded on this table.
Source: SAS - all.citations_mso.pgm

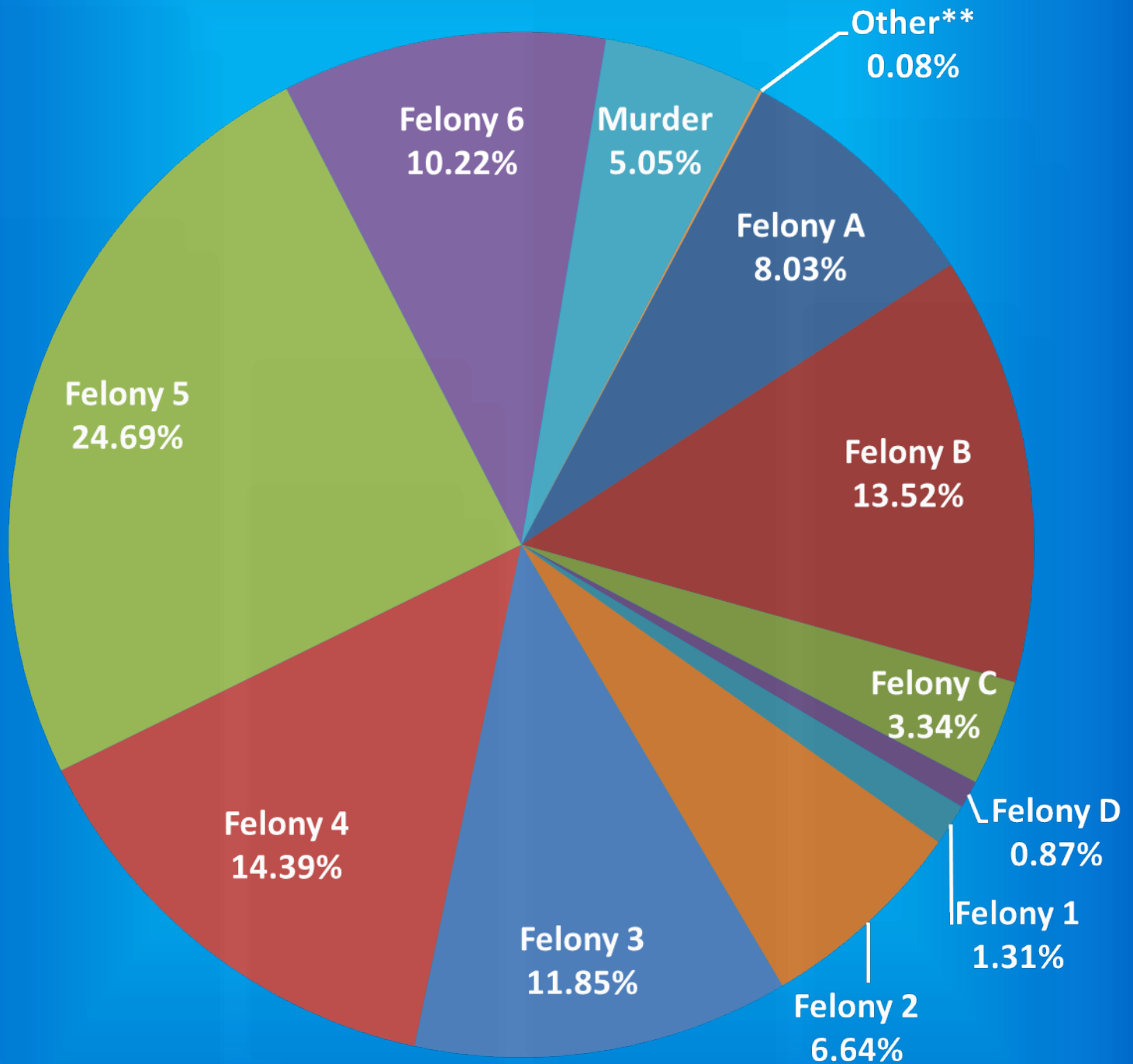
Indiana Department of Correction

Graph A

Female Population by Most Serious Offense Felony Level*

April 01, 2019

N = 2,591



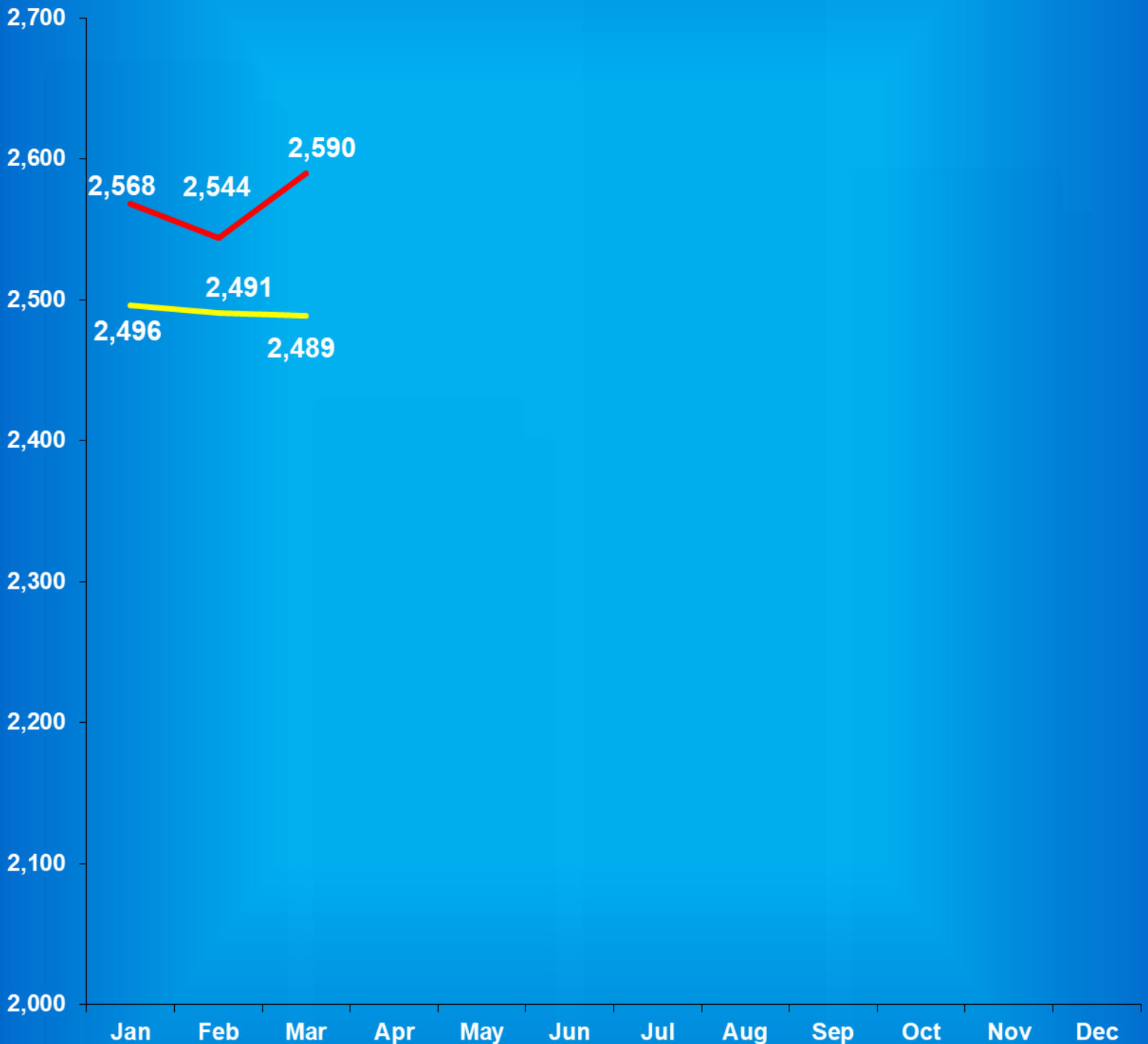
• Includes Offenders Held in County Jails and Contracted Beds

** Other includes Safekeepers, Predispositions, Habitual Offenders, Misdemeanants, and Unknowns

Indiana Department of Correction

Graph B

Average Daily Adult Female Offender Populations Calendar Year 2019



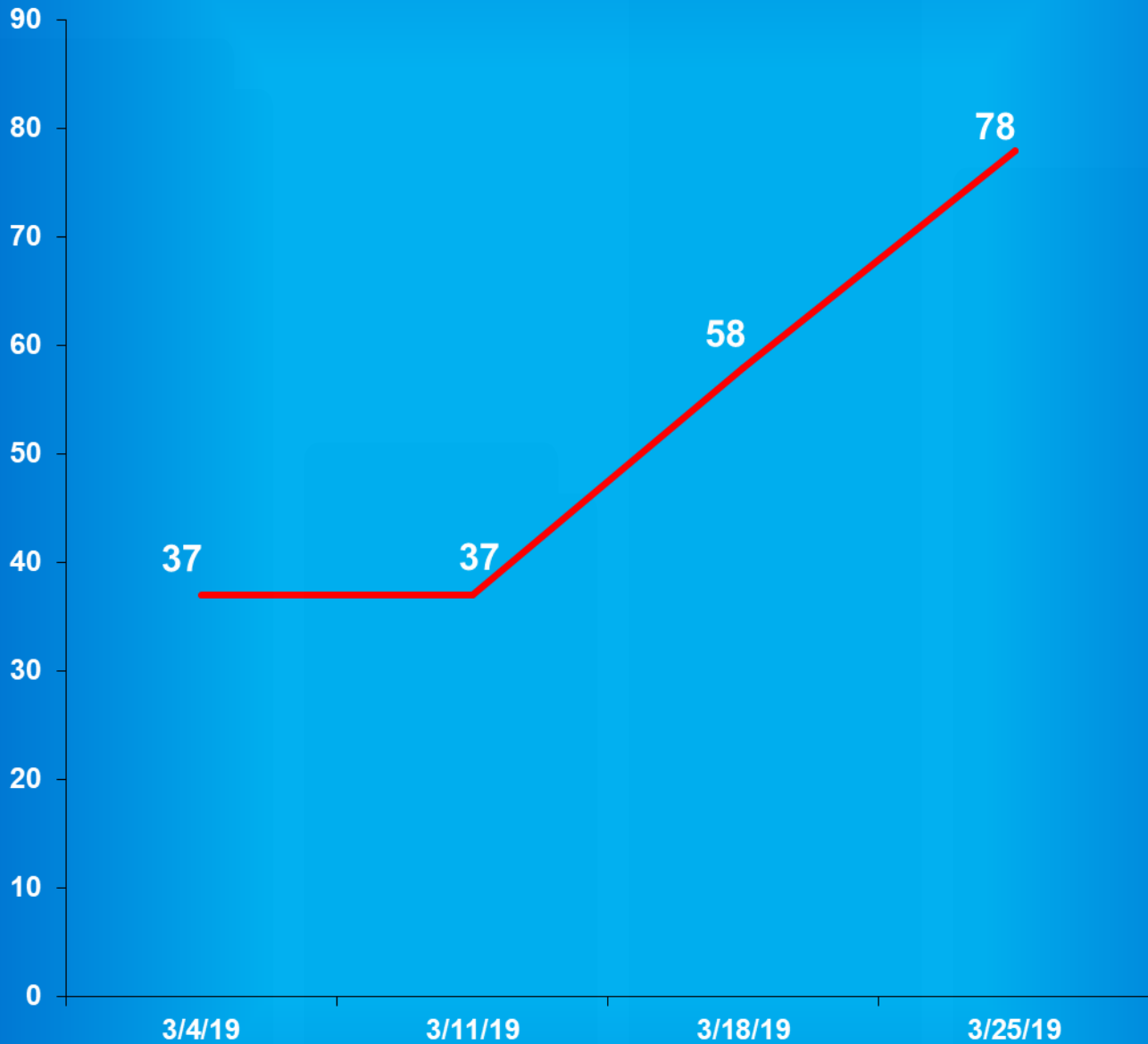
— Includes County Jail/Contract Beds — Excludes County Jail/Contract Beds

Indiana Department of Correction

Graph C

Adult Females Held in County Jails

March 2019



- Offenders held in county jails are newly sentenced offenders with completed court documents who are awaiting transfer to a DOC facility.

- Jail counts are a dynamic number that are affected by a variety of factors, including; sentencing trends, available DOC beds, and intake process completion.

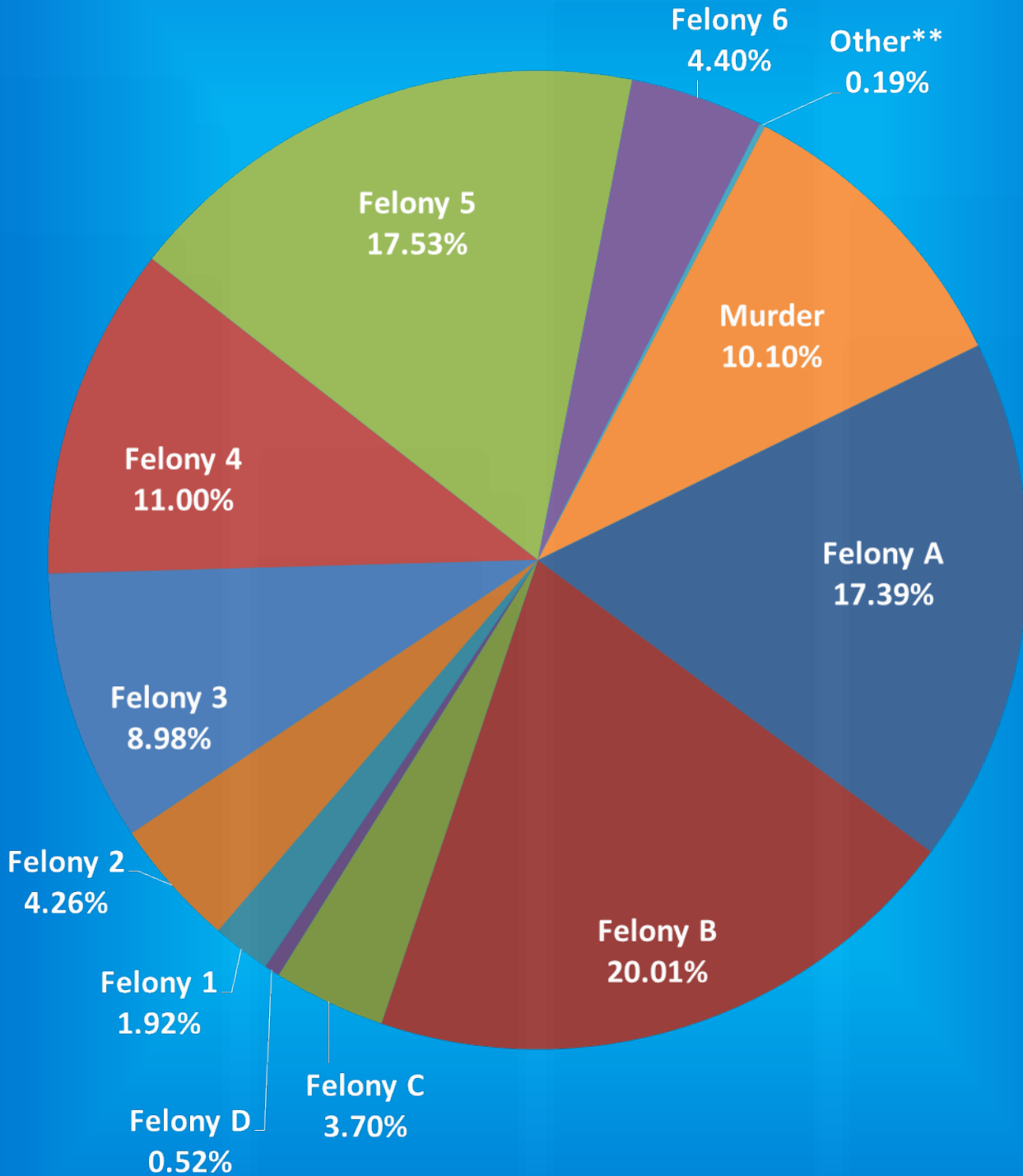
Indiana Department of Correction

Graph D

Male Population by Most Serious Offense Felony Level*

April 01, 2019

N = 24,404



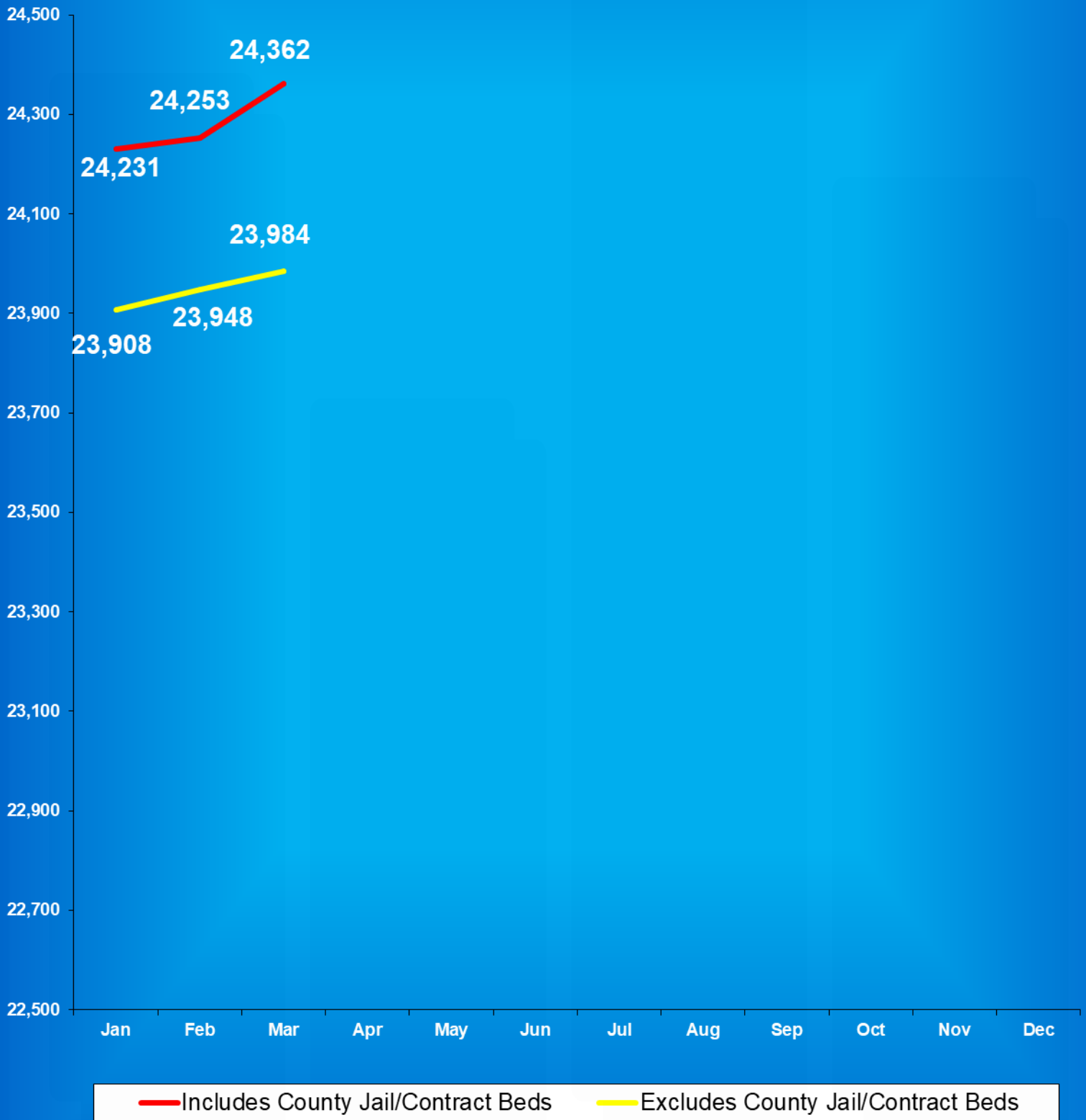
• Includes Offenders Held in County Jails and Contracted Beds

** Other includes Safekeepers, Predispositions, Habitual Offenders, Misdemeanants, and Unknowns

Indiana Department of Correction

Graph E

Average Daily Adult Male Offender Populations Calendar Year 2019

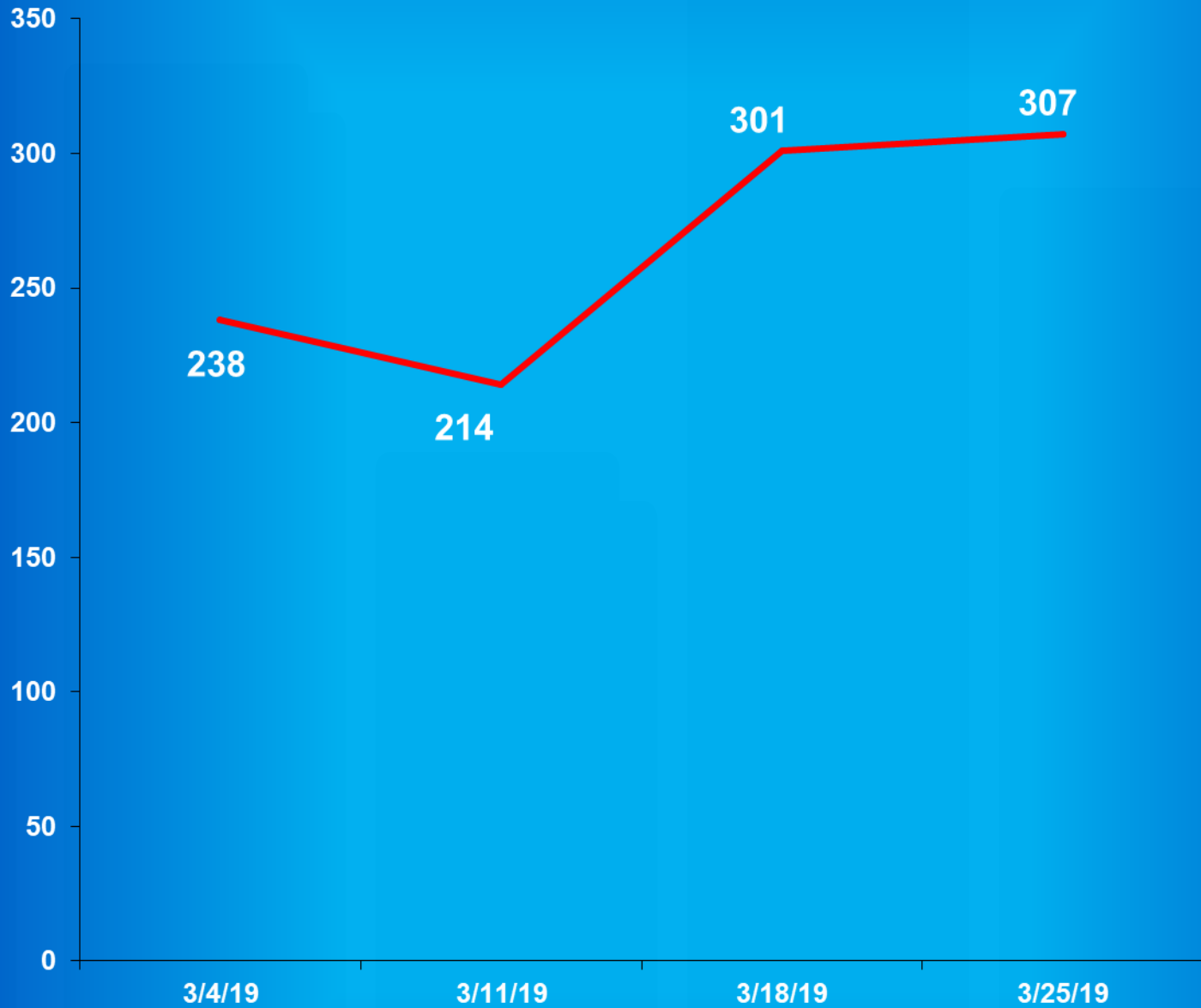


Indiana Department of Correction

Graph F

Adult Males Held in County Jails

March 2019



- Offenders held in county jails are newly sentenced offenders with completed court documents who are awaiting transfer to a DOC facility.

- Jail counts are a dynamic number that are affected by a variety of factors, including; sentencing trends, available DOC beds, and intake process completion.



Juvenile Offender Statistics



Indiana Department Of Correction
Table 13
Monthly Facility Admissions and Releases

Juvenile Offenders
March 2019

Admissions of All Juvenile Males

New Commitment	Re-Commitment	Parolee Return	Return From Escape	Diagnostics/Walk-Thrus
14	3	1	0	6

Releases of All Juvenile Males

Discharge	Parole	Escape	Diagnostics/Walk-Thrus
16	8	0	6

Admissions of All Juvenile Females

New Commitment	Re-Commitment	Parolee Return	Return From Escape	Diagnostics/Walk-Thrus
7	0	1	0	1

Releases of All Juvenile Females

Discharge	Parole	Escape	Diagnostics/Walk-Thrus
4	0	0	1

Sources:

SAS - mnthadm4_pgm_tbl13.pgm

SAS - mnthext4_pgm_tbl13.pgm

Indiana Department of Correction

Table 14

New Admissions by County of Commitment - Juveniles

March 2019

County	Admission Type			County	Admission Type		
	New Commits	Re Commits	Total		New Commits	Re Commits	Total
Adams	0	0	0	Madison	0	0	0
Allen	2	0	2	Marion	2	0	2
Bartholomew	0	0	0	Marshall	0	0	0
Benton	0	0	0	Martin	0	0	0
Blackford	0	0	0	Miami	0	0	0
Boone	0	0	0	Monroe	0	0	0
Brown	0	0	0	Montgomery	0	1	1
Carroll	0	0	0	Morgan	0	0	0
Cass	1	0	1	Newton	0	0	0
Clark	0	1	1	Noble	0	0	0
Clay	0	0	0	Ohio	0	0	0
Clinton	0	0	0	Orange	0	0	0
Crawford	0	0	0	Owen	0	0	0
Daviess	0	0	0	Parke	0	0	0
Dearborn	0	0	0	Perry	0	0	0
Decatur	0	0	0	Pike	0	0	0
DeKalb	0	0	0	Porter	1	0	1
Delaware	0	0	0	Posey	0	0	0
Dubois	1	0	1	Pulaski	0	0	0
Elkhart	1	0	1	Putnam	0	0	0
Fayette	0	0	0	Randolph	0	0	0
Floyd	0	0	0	Ripley	0	0	0
Fountain	0	0	0	Rush	1	0	1
Franklin	0	0	0	St. Joseph	4	0	4
Fulton	0	0	0	Scott	0	0	0
Gibson	0	0	0	Shelby	1	0	1
Grant	0	0	0	Spencer	0	0	0
Greene	1	0	1	Starke	0	0	0
Hamilton	0	0	0	Steuben	0	0	0
Hancock	1	0	1	Sullivan	0	0	0
Harrison	0	0	0	Switzerland	0	0	0
Hendricks	0	1	1	Tippecanoe	0	0	0
Henry	0	0	0	Tipton	0	0	0
Howard	1	0	1	Union	0	0	0
Huntington	0	0	0	Vanderburgh	1	0	1
Jackson	0	0	0	Vermillion	0	0	0
Jasper	0	0	0	Vigo	1	0	1
Jay	0	0	0	Wabash	0	0	0
Jefferson	0	0	0	Warren	0	0	0
Jennings	0	0	0	Warrick	0	0	0
Johnson	0	0	0	Washington	1	0	1
Knox	0	0	0	Wayne	0	0	0
Kosciusko	0	0	0	Wells	0	0	0
LaGrange	0	0	0	White	0	0	0
Lake	0	0	0	Whitley	0	0	0
LaPorte	1	0	1	Unknown	0	0	0
Lawrence	0	0	0	Totals	21	3	24

This data is based on most serious offense and excludes parole violations.

Source: Mnthadm4_pgm_tbl14.pgm

Indiana Department of Correction
Table 15
Monthly Releases by County of Commitment - Juveniles

March 2019

County	Release Type			County	Release Type		
	Discharge	Parole	Total		Discharge	Parole	Total
Adams	0	0	0	Madison	1	0	1
Allen	0	0	0	Marion	4	0	4
Bartholomew	0	0	0	Marshall	1	0	1
Benton	0	0	0	Martin	0	0	0
Blackford	0	0	0	Miami	0	0	0
Boone	0	0	0	Monroe	0	0	0
Brown	0	0	0	Montgomery	0	0	0
Carroll	0	0	0	Morgan	0	0	0
Cass	0	0	0	Newton	0	0	0
Clark	0	0	0	Noble	1	0	1
Clay	0	1	1	Ohio	0	0	0
Clinton	0	0	0	Orange	0	0	0
Crawford	0	0	0	Owen	0	0	0
Daviess	0	0	0	Parke	0	0	0
Dearborn	0	0	0	Perry	0	0	0
Decatur	0	0	0	Pike	0	0	0
DeKalb	0	0	0	Porter	0	0	0
Delaware	1	0	1	Posey	0	0	0
Dubois	1	0	1	Pulaski	0	0	0
Elkhart	1	1	2	Putnam	1	0	1
Fayette	0	0	0	Randolph	0	0	0
Floyd	0	0	0	Ripley	0	0	0
Fountain	0	0	0	Rush	0	0	0
Franklin	0	0	0	St. Joseph	1	0	1
Fulton	0	0	0	Scott	0	0	0
Gibson	1	0	1	Shelby	1	0	1
Grant	0	0	0	Spencer	0	0	0
Greene	0	0	0	Starke	0	1	1
Hamilton	0	1	1	Steuben	0	0	0
Hancock	0	1	1	Sullivan	0	0	0
Harrison	0	0	0	Switzerland	0	0	0
Hendricks	0	0	0	Tippecanoe	0	0	0
Henry	0	0	0	Tipton	0	0	0
Howard	0	0	0	Union	0	0	0
Huntington	0	0	0	Vanderburgh	1	0	1
Jackson	0	0	0	Vermillion	0	0	0
Jasper	0	0	0	Vigo	0	0	0
Jay	0	0	0	Wabash	0	1	1
Jefferson	0	0	0	Warren	0	0	0
Jennings	0	0	0	Warrick	0	0	0
Johnson	0	0	0	Washington	0	0	0
Knox	0	0	0	Wayne	1	1	2
Kosciusko	1	0	1	Wells	0	0	0
LaGrange	0	0	0	White	1	0	1
Lake	0	1	1	Whitley	0	0	0
LaPorte	0	0	0	Unknown	1	0	1
Lawrence	1	0	1	Totals	20	8	28

Some discharges may be releases to County Probation - data is unable to be separated.

Diagnostics and Escapes are excluded.

Source: Mnthext4_pgm_tbl15.pgm

Indiana Department of Correction
Table 16
Total Number of Committing Offenses for Juveniles
Committed to the Indiana Department of Correction

March 2019

OFFENSE (Citation Code)	NUMBER OF OFFENSES			
	This Month		This Calendar Year	
LEVEL I	Female	Male	Female	Male
Aggravated Battery (35-42-2-1.5)	0	0	0	0
Arson (35-43-1-1)	0	1	0	1
Battery (35-42-2-1)	0	5	4	11
Battery by Bodily Waste (35-42-2-6)	0	0	0	1
Burglary (35-43-2-1)	0	3	0	12
Carjacking (35-42-5-2)	0	0	0	0
Carrying Handgun w/o License (35-47-2-1)	0	0	0	1
Changing, Altering, Removing, Obliterating ID of Handgun (35-47-2-18)	0	0	0	0
Child Exploitation (35-42-4-4)	0	1	0	1
Child Molesting (35-42-4-3)	0	0	1	2
Child Seduction (35-42-4-7)	0	0	0	0
Child Selling (35-46-1-4)	0	0	0	0
Child Solicitation (35-42-4-6)	0	0	0	0
Child in Possession of Handgun (35-47-10-5)	0	0	0	2
Consumer Product Tampering (35-45-8-3)	0	0	0	0
Criminal Confinement (35-42-3-3)	0	0	0	0
Criminal Deviate Conduct (35-42-4-2)	0	0	0	0
Criminal Gang Intimidation (35-45-9-4)	0	0	0	0
Criminal Gang Recruitment	0	0	0	0
Criminal Recklessness (35-42-2-2)	0	0	0	2
Dangerous Possession of a Firearm (35-47-10-5)	0	1	0	5
Dealing in a Sawed-Off Shotgun (35-47-5-4.1)	0	0	0	0
Distribution of a Destructive Device (IC 35-47.5-5-5)	0	0	0	0
Domestic Battery (35-42-2-1.3)	0	0	0	3
Driving While Intoxicated Resulting in Death (9-30-5-5)	0	0	0	0
False Application for Handgun (35-47-2-8)	0	0	0	0
False, Altering Handgun License (35-47-2-22)	0	0	0	0
Feticide (35-42-1-6)	0	0	0	0
Handgun, False ID (35-47-2-17)	0	0	0	0
Incest (35-46-1-3)	0	0	0	0
Interference with Custody (35-42-3-4)	0	0	0	0
Intimidation (35-45-2-1)	0	0	0	0
Involuntary Manslaughter (35-42-1-4)	0	0	0	0
Kidnapping (35-42-3-2)	0	0	0	0
Murder (35-42-1-1)	0	0	0	0
Neglect of a Dependent (35-46-1-4)	0	0	0	0
Operation of a Machine Gun/Hurling a Bomb (35-47-5-9)	0	0	0	0
Overpass Mischief (35-42-2-5)	0	0	0	0
Pointing a Firearm (35-47-4-3)	0	0	0	1
Possession of Firearm on School Property (35-47-9-2)	0	0	0	0
Possession of a Machine Gun or Bomb (35-47-5-9)	0	0	0	0
Rape (35-42-4-1)	0	0	0	1
Reckless Homicide (35-42-1-5)	0	0	0	1
Resisting Law Enforcement (35-44-3-3)	0	0	0	0
Robbery (35-42-5-1)	1	2	4	15
Sell, Manufacture, Possess, Purchase Explosive (35-47-5-1)	0	0	0	0
Sell, Transfer, HIV Blood (35-42-1-7)	0	0	0	0
Selling, Transferring, Giving Handgun to Under 18 (35-47-2-7)	0	0	0	0
Sexual Battery (35-42-4-8)	0	1	0	2
Sexual Misconduct (35-44-1-5)	0	0	0	0
Sexual Misconduct with a Minor (35-42-4-9)	0	0	0	0

LEVEL I (cont'd)**NUMBER OF OFFENSES**

	This Month		This Calendar Year	
	Female	Male	Female	Male
Stalking (35-45-10-5)	0	0	0	0
Strangulation (35-42-2-9)	0	0	0	0
Unlawful Delivery of Confiscated Firearm (35-47-3-4)	0	0	0	0
Unlawful Use of Body Armor (35-47-5-13)	0	0	0	0
Unlawful Use of Stun Gun (35-47-8-5)	0	0	0	0
Vicarious Sexual Gratification (35-42-4-5)	0	0	0	0
Voluntary Manslaughter (35-42-1-3)	0	0	0	0
Sub-Total	1	14	9	61

LEVEL II

Assisting a Criminal (35-44-3-2)	0	0	0	0
Chinese Throwing Star (35-47-5-12)	0	0	0	0
Criminal Gang Activity (35-45-9-3)	0	0	0	0
Criminal Recklessness (35-42-2-2)	0	0	0	0
Dealing Anabolic Steroid (16-42-19-27)	0	0	0	0
Dealing Methamphetamine (35-48-4-1.1)	0	0	0	0
Dealing in Cocaine or Narcotic Drug (35-48-4-1)	0	0	0	0
Dealing in Marijuana, Hash Oil, or Hashish (35-48-4-10)	0	0	0	0
Dealing in a Schedule I, II, or III Controlled Substance (35-48-4-2)	0	0	0	0
Dealing in a Schedule IV Controlled Substance (35-48-4-3)	0	0	0	1
Dealing in a Schedule V Controlled Substance (35-48-4-4)	0	0	0	0
Dealing in a Substance Represented to be a Controlled Substance (35-48-4-4.5)	0	0	0	0
Delivery of Weapon to Intoxicated Person (35-47-4-1)	0	0	0	0
Disarming Law Enforcement Officer (35-44.1-3-2)	0	0	0	0
Escape/Failure to Return to Lawful Detention (35-44-3-5)	0	4	0	5
Inmate w/ Deadly Weapon (35-44.1-3-7)	0	0	0	0
Interference with Custody (35-42-3-4)	0	0	0	0
Intimidation (35-45-2-1)	0	3	0	4
Knife with Automatic Blade (35-47-5-2)	0	0	0	0
Loan Sharking (35-45-7-2)	0	0	0	0
Maintaining a Common Nuisance (35-48-4-13)	0	0	0	0
Making loan secured by mortgage, deposit or pledge of handgun (35-47-4-2)	0	0	0	0
Manufacture, Distribution, Possession of a Substance Represented to be a Controlled Substance (35-48-4-4.6)	0	0	0	0
Neglect of a Dependent (35-46-1-4)	0	0	0	0
Poss Precursors w/ Intent to Manufacture Etc. (35-48-4-14.5)	0	0	0	0
Possession of a Controlled Substance (35-48-4-7)	0	0	0	0
Possession of a Knife on School Property (35-47-5-2.5)	0	0	1	0
Promoting Prostitution (35-45-4-4)	0	0	1	0
Purchase, Possession or Sale of Stun Gun (35-47-8-5)	0	0	0	0
Resisting Law Enforcement (35-44-3-3)	1	2	1	5
Rioting with a Deadly Weapon (35-45-1-2)	0	0	0	0
Sale, Possession, Use of Legend Drug (16-42-19-27)	0	0	0	0
Sexual Misconduct with a Minor (35-42-4-9)	0	0	0	0
Stalking (35-45-10-5)	0	0	0	0
Trafficking with an Inmate (35-44-3-9)	0	0	0	0
Use of Stun Gun in Commission of a Crime (35-47-8-5)	0	0	0	0
Sub-Total	1	9	3	15

LEVEL III

Accident /Failure to Stop (9-26-1-8)	0	0	0	0
Accident, Property Damage with Injury (9-26-1-8)	0	0	0	0
Altering or Damaging Computer (35-43-1-4)	0	0	0	0
Auto Theft, Receiving Stolen Parts (35-43-4-2.5)	0	0	0	11
Battery (35-42-2-1)	2	3	7	13
Battery by Bodily Waste (35-42-2-6)	0	0	0	1
Bestiality	0	0	0	0
Bribery (35-44-1-1)	0	0	0	0

NUMBER OF OFFENSES

LEVEL III (cont'd)	This Month		This Calendar Year	
	Female	Male	Female	Male
Burglary (35-43-2-1)	0	0	0	0
Check Deception (35-43-5-5)	0	0	0	0
Check Fraud (35-43-5-12)	0	0	0	0
Child Exploitation (35-42-4-4)	0	0	0	0
Controlled Substance Registration (35-48-4-14)	0	0	0	0
Conversion (35-43-4-3)	0	0	1	0
Criminal Mischief (35-43-1-2)	1	6	4	11
Criminal Recklessness (35-42-2-2)	0	0	0	0
Criminal Trespass (35-43-2-2)	0	1	0	5
Dealing in Altered Property (35-43-4-2.3)	0	0	0	0
Dealing in Marijuana, Hash Oil, or Hashish (35-48-4-10)	0	0	0	0
Dealing in Paraphernalia (35-48-4-8.5)	0	0	0	0
Dealing in a Schedule IV Controlled Substance (35-48-4-3)	0	0	0	0
Distribution of Material Harmful to Minor (35-49-3-3)	0	0	0	0
Escape/Failure to Return to Lawful Detention (35-44-3-5)	1	1	3	7
Failure to Appear (35-44-3-6)	0	0	0	0
False Reporting (35-44-2-2)	0	0	0	0
Forgery (35-43-5-2)	0	0	0	0
Fraud (35-43-5-4)	0	0	0	0
Fraud on Financial Institution (35-45-5-8)	0	0	0	0
Home Improvement Fraud (35-43-6-13)	0	0	0	0
Identity Deception (35-43-5-3.5)	0	0	0	0
Interference with Custody (35-42-3-4)	0	0	0	0
Interference with Reporting Crime (35-42-2-5)	0	0	0	0
Invasion of Privacy (35-46-1-15.1)	0	0	0	0
Kill Domestic Animal	0	0	0	0
Manufacture of Paraphernalia (35-48-4-8.1)	0	0	0	0
Nonsupport of Child (35-46-1-5)	0	0	0	0
Nonsupport of Spouse (35-46-1-6)	0	0	0	0
Obscene Performance (35-49-3-1)	0	0	0	0
Obstructing Fireman (35-44-3-8)	0	0	0	0
Obstructing Traffic (35-42-2-4)	0	0	0	0
Obstruction of Justice (35-44-3-4)	0	0	0	0
Operating Vehicle After Lifetime Forfeiture (9-30-10-17)	0	0	0	0
Operating Vehicle While Intoxicated (9-30-5-4)	0	0	0	0
Operating Vehicle While Intoxicated with Prior (9-30-5-3)	0	0	0	0
Patronizing a Prostitute (35-45-4-3)	0	0	0	0
Perjury (35-44-2-1)	0	0	0	0
Possession of Cocaine or Narcotic Drug (35-48-4-6)	0	0	0	0
Possession of Marijuana, Hash Oil, or Hashish (35-48-4-11)	0	0	0	1
Possession of Methamphetamines (35-48-4-6.1)	0	1	0	2
Possession of Paraphernalia (35-48-4-8.3)	0	0	0	0
Possession of a Controlled Substance (35-48-4-7)	0	1	0	2
Possession of a Syringe (16-42-19-18)	0	0	0	0
Possession/Use of Legend Drug (16-42-19-13)	0	0	0	0
Professional Gambling (35-45-5-3)	0	0	0	0
Profiting from Adoption (35-46-1-9)	0	0	0	0
Promoting Professional Gambling (35-45-5-4)	0	0	0	0
Promoting Prostitution (35-45-4-4)	0	0	0	0
Prostitution (35-45-4-2)	0	0	0	0
Public Indecency (35-45-4-1)	0	0	0	0
Public Nudity (35-45-4-1.5)	0	0	0	0
Railroad Mischief (35-42-2-5.5)	0	0	0	0
Receiving Stolen Auto Parts (35-43-4-2.5)	0	0	0	1
Receiving Stolen Property (35-43-4-2)	0	0	0	0
Residential Entry (35-43-2-1.5)	0	0	0	2
Resisting Law Enforcement (35-44-3-3)	1	1	4	8
Rioting (35-45-1-2)	0	0	0	0
Sale, Possession, Use of Legend Drug (16-42-19-27)	0	0	0	0

NUMBER OF OFFENSES

LEVEL III (cont'd)	This Month		This Calendar Year	
	Female	Male	Female	Male
Selling, Distributing, Exhibiting Obscene Material (35-49-3-1)	0	0	0	0
Stalking (35-45-10-5)	0	0	0	0
Synthetic Drug (35-48-4-11.5)	0	0	0	0
Theft (35-43-4-2)	2	8	2	19
Torture or Mutilation of Animal (35-46-3-12)	0	0	0	0
Trafficking with an Inmate (35-44-3-9)	0	0	0	0
Unauthorized Possession of Prescription Form (35-48-4-14)	0	0	0	0
Unlawful Entry of Motor Vehicle (35-43-4-2.7)	0	0	0	0
Voyeurism (35-45-4-5)	0	0	0	0
Welfare Fraud (35-43-5-7)	0	0	0	0
Sub-Total	7	22	21	83

LEVEL IV

Absence From Home Detention (35-38-2.5-10)	0	0	0	0
Accident/Failure to Stop (9-26-1-8)	1	0	1	2
Alcohol Violation (31-37-2-6)	0	0	0	0
Animal Cruelty (35-46-3-12)	0	0	0	0
Assisting a Criminal (35-44-3-2)	0	0	0	0
Beats Vertebrate Animal (35-46-3-12)	0	0	0	0
Check Deception (35-43-5-5)	0	0	0	0
Common Nuisance (35-48-4-13)	0	0	0	0
Computer Trespassing (35-43-2-3)	0	0	0	0
Counterfeiting Auto Registration (9-18-2-42)	0	0	0	0
Counterfeiting a Driver's License (9-24-18-7)	0	0	0	0
Curfew Violation (31-37-2-5)	0	0	0	0
Deception (35-43-5-3)	0	0	0	0
Deer Outside Hours (14-22-6-1)	0	0	0	0
Deer w/ Illegal Device (14-22-6-1)	0	0	0	0
Disorderly Conduct (35-45-1-3)	0	2	3	4
Dissemination of Material Harmful to Minor (35-49-3-3)	0	0	0	0
Driving While Intoxicated (9-11-2-3)	0	0	0	0
Driving with Suspended License (9-24-19-2)	0	0	0	0
Exploitation of Dependent/Endangered Adult (35-46-1-12)	0	0	0	0
Failure to Appear (35-44-3-6)	0	0	0	0
Failure to Disclose Recruitment (35-46-4-4)	0	0	0	0
Failure to Respond to Summons (35-44-3-6.5)	0	0	0	0
False Auto Registration (9-18-2-44)	0	0	0	0
False Identity Statement (35-44-2-6)	0	0	0	0
False Informing (35-44-2-2)	0	1	1	3
Flag Desecration (35-45-1-4)	0	0	0	0
Glue Sniffing (35-46-6-2)	0	0	0	0
Habitual Disobedience of Parent, Guardian, or Custodian (Incorrigible) (31-37-2-4)	0	0	0	0
Harassment (35-45-2-2)	0	0	0	0
Home Improvement Fraud (35-43-6-12)	0	0	0	0
Illegal Consumption of Alcohol (7.1-5-7-7)	0	0	1	0
Illegal Possession of Alcohol (7.1-5-7-7)	0	0	0	0
Impairment of ID Number (35-43-7-4)	0	0	0	0
Interference with Custody (35-42-3-4)	0	0	0	0
Interfering with Law Enforcement Animal (35-46-3-11)	0	0	0	0
Invasion of Privacy (35-46-1-15.1)	0	0	0	0
Leaving Home w/o Permission of Parent, Guardian or Custodian (Runaway) (31-37-2-2)	0	1	0	4
Maintaining a Common Nuisance (35-48-4-13)	0	0	0	0
Nitrous Oxide Distribution (35-46-6-3)	0	0	0	0
Obscene Performance (35-49-3-1)	0	0	0	0
Obstructing Medical Emergency (35-44-3-8.5)	0	0	0	0
Obstructing Traffic (35-42-2-4)	0	0	0	0
Official Misconduct (35-44.1-1-1)	0	0	0	0
Operating Vehicle While Intoxicated (9-30-5-2)	0	0	0	0

LEVEL IV (cont'd)	NUMBER OF OFFENSES			
	This Month		This Calendar Year	
	Female	Male	Female	Male
Operating Vehicle While Intoxicated/Cntrlrd Sub (9-30-5-1)	0	0	0	0
Operating Vehicle w/o License (9-24-18-1)	1	0	1	2
Operating Vehicle w/o Proof of Financial (9-25-8-2)	0	0	0	0
Operating Vehicle w/o Registration/Plates (9-18-2-43)	0	0	0	0
Possession of Device/Interfere Test (35-43-5-18)	0	0	0	2
Possession of Marijuana, Hash Oil, or Hashish (35-48-4-11)	0	2	0	12
Possession of Paraphernalia (35-48-4-8.3)	0	0	1	1
Possession of Substance Represented to be a Controlled Substance (35-48-4-4.6)	0	0	0	0
Possession, Purchase, Accepting Tobacco (35-46-1-10.5)	0	0	0	0
Probation Violation	0	9	0	53
Public Intoxication (7.1-5-1-3)	0	0	0	0
Receiving Unidentified Property (35-43-7-5)	0	0	0	0
Reckless Driving (9-21-8-52)	0	0	0	0
Refusal to Aid Officer (35-44-3-7)	0	0	0	0
Refusal to Identify Self (34-28-5-3.5)	0	0	0	0
Selling, Distributing, Exhibiting Obscene Material (35-49-3-1)	0	0	0	0
Synthetic Drug (35-48-4-11.5)	0	0	0	0
Taking Deer/Turkey (14-22-6-1)	0	0	0	0
Tattooing a Minor (35-42-2-7)	0	0	0	0
Torture, Kill, Mutilate an Animal (35-46-3-12)	0	0	0	0
Unauthorized Possession of Prescription (35-48-4-14)	0	0	0	0
Unlawful Entry of Motor Vehicle (35-43-4-2.7)	0	1	0	1
Unlawful Gambling (35-45-5-2)	0	0	0	0
Unlawful Use of Railroad Right of Way (8-3-15-3)	0	0	0	0
Vending Machine Vandalism (35-43-4-7)	0	0	0	0
Violation Home Detention	0	0	1	0
Violation Suspended Commitment to DOC	1	0	3	0
Violation of Compulsory School Attendance Law (Truancy) (31-37-2-3)	0	1	1	1
Voyeurism (35-45-4-5)	0	0	0	0
Welfare Fraud (35-45-5-7)	0	0	0	0
Sub-Total	3	17	13	85
GRAND TOTAL NUMBER OF OFFENSES	12	62	46	244

Indiana Department of Correction
Table 17
Number of Juvenile Offenders by Most Serious Offense
Committed to the Indiana Department of Correction

March 2019

MOST SERIOUS OFFENSE (Citation Code)	NUMBER OF JUVENILES			
	This Month		This Calendar Year	
LEVEL I	Female	Male	Female	Male
Aggravated Battery (35-42-2-1.5)	0	0	0	0
Arson (35-43-1-1)	0	0	0	0
Battery (35-42-2-1)	0	3	3	9
Battery by Bodily Waste (35-42-2-6)	0	0	0	1
Burglary (35-43-2-1)	0	3	0	12
Carjacking (35-42-5-2)	0	0	0	0
Carrying Handgun w/o License (35-47-2-1)	0	0	0	0
Changing, Altering, Removing, Obliterating ID of Handgun (35-47-2-18)	0	0	0	0
Child Exploitation (35-42-4-4)	0	0	0	0
Child Molesting (35-42-4-3)	0	0	1	2
Child Seduction (35-42-4-7)	0	0	0	0
Child Selling (35-46-1-4)	0	0	0	0
Child Solicitation (35-42-4-6)	0	0	0	0
Child in Possession of Handgun (35-47-10-5)	0	0	0	1
Consumer Product Tampering (35-45-8-3)	0	0	0	0
Criminal Confinement (35-42-3-3)	0	0	0	0
Criminal Deviate Conduct (35-42-4-2)	0	0	0	0
Criminal Gang Intimidation (35-45-9-4)	0	0	0	0
Criminal Gang Recruitment	0	0	0	0
Criminal Recklessness (35-42-2-2)	0	0	0	2
Dangerous Possession of a Firearm (35-47-10-5)	0	1	0	3
Dealing in a Sawed-Off Shotgun (35-47-5-4.1)	0	0	0	0
Distribution of a Destructive Device (IC 35-47.5-5-5)	0	0	0	0
Domestic Battery (35-42-2-1.3)	0	0	0	3
Driving While Intoxicated Resulting in Death (9-30-5-5)	0	0	0	0
False Application for Handgun (35-47-2-8)	0	0	0	0
False, Altering Handgun License (35-47-2-22)	0	0	0	0
Feticide (35-42-1-6)	0	0	0	0
Handgun, False ID (35-47-2-17)	0	0	0	0
Incest (35-46-1-3)	0	0	0	0
Interference with Custody (35-42-3-4)	0	0	0	0
Intimidation (35-45-2-1)	0	0	0	0
Involuntary Manslaughter (35-42-1-4)	0	0	0	0
Kidnapping (35-42-3-2)	0	0	0	0
Murder (35-42-1-1)	0	0	0	0
Neglect of a Dependent (35-46-1-4)	0	0	0	0
Operation of a Machine Gun/Hurling a Bomb (35-47-5-9)	0	0	0	0
Overpass Mischief (35-42-2-5)	0	0	0	0
Pointing a Firearm (35-47-4-3)	0	0	0	1
Possession of Firearm on School Property (35-47-9-2)	0	0	0	0
Possession of a Machine Gun or Bomb (35-47-5-9)	0	0	0	0
Rape (35-42-4-1)	0	0	0	1
Reckless Homicide (35-42-1-5)	0	0	0	1
Resisting Law Enforcement (35-44-3-3)	0	0	0	0
Robbery (35-42-5-1)	1	2	3	13
Sell, Manufacture, Possess, Purchase Explosive (35-47-5-1)	0	0	0	0
Sell, Transfer, HIV Blood (35-42-1-7)	0	0	0	0
Selling, Transferring, Giving Handgun to Under 18 (35-47-2-7)	0	0	0	0
Sexual Battery (35-42-4-8)	0	1	0	2
Sexual Misconduct (35-44-1-5)	0	0	0	0
Sexual Misconduct with a Minor (35-42-4-9)	0	0	0	0

NUMBER OF JUVENILES

LEVEL I (cont'd)	This Month		This Calendar Year	
	Female	Male	Female	Male
Stalking (35-45-10-5)	0	0	0	0
Strangulation (35-42-2-9)	0	0	0	0
Unlawful Delivery of Confiscated Firearm (35-47-3-4)	0	0	0	0
Unlawful Use of Body Armor (35-47-5-13)	0	0	0	0
Unlawful Use of Stun Gun (35-47-8-5)	0	0	0	0
Vicarious Sexual Gratification (35-42-4-5)	0	0	0	0
Voluntary Manslaughter (35-42-1-3)	0	0	0	0
	1	10	7	51

LEVEL II

Assisting a Criminal (35-44-3-2)	0	0	0	0
Chinese Throwing Star (35-47-5-12)	0	0	0	0
Criminal Gang Activity (35-45-9-3)	0	0	0	0
Criminal Recklessness (35-42-2-2)	0	0	0	0
Dealing Anabolic Steroid (16-42-19-27)	0	0	0	0
Dealing Methamphetamine (35-48-4-1.1)	0	0	0	0
Dealing in Cocaine or Narcotic Drug (35-48-4-1)	0	0	0	0
Dealing in Marijuana, Hash Oil, or Hashish (35-48-4-10)	0	0	0	0
Dealing in a Schedule I, II, or III Controlled Substance (35-48-4-2)	0	0	0	0
Dealing in a Schedule IV Controlled Substance (35-48-4-3)	0	0	0	1
Dealing in a Schedule V Controlled Substance (35-48-4-4)	0	0	0	0
Dealing in a Substance Represented to be a Controlled Substance (35-48-4-4.5)	0	0	0	0
Delivery of Weapon to Intoxicated Person (35-47-4-1)	0	0	0	0
Disarming Law Enforcement Officer (35-44.1-3-2)	0	0	0	0
Escape/Failure to Return to Lawful Detention (35-44-3-5)	0	1	0	1
Inmate w/ Deadly Weapon (35-44.1-3-7)	0	0	0	0
Interference with Custody (35-42-3-4)	0	0	0	0
Intimidation (35-45-2-1)	0	0	0	0
Knife with Automatic Blade (35-47-5-2)	0	0	0	0
Loan Sharking (35-45-7-2)	0	0	0	0
Maintaining a Common Nuisance (35-48-4-13)	0	0	0	0
Making loan secured by mortgage, deposit or pledge of handgun (35-47-4-2)	0	0	0	0
Manufacture, Distribution, Possession of a Substance Represented to be a Controlled Substance	0	0	0	0
Neglect of a Dependent (35-46-1-4)	0	0	0	0
Poss precursors w/intent to manufacture etc. (35-48-4-14.5)	0	0	0	0
Possession of a Controlled Substance (35-48-4-7)	0	0	0	0
Possession of a Knife on School Property (35-47-5-2.5)	0	0	0	0
Promoting Prostitution (35-45-4-4)	0	0	1	0
Purchase, Possession or Sale of Stun Gun (35-47-8-5)	0	0	0	0
Resisting Law Enforcement (35-44-3-3)	1	1	1	3
Rioting with a Deadly Weapon (35-45-1-2)	0	0	0	0
Sale, Possession, Use of Legend Drug (16-42-19-27)	0	0	0	0
Sexual Misconduct with a Minor (35-42-4-9)	0	0	0	0
Stalking (35-45-10-5)	0	0	0	0
Trafficking with an Inmate (35-44-3-9)	0	0	0	0
Use of Stun Gun in Commission of a Crime (35-47-8-5)	0	0	0	0
Sub-Total	1	2	2	5

LEVEL III

Accident /Failure to Stop (9-26-1-8)	0	0	0	0
Accident, Property Damage with Injury (9-26-1-8)	0	0	0	0
Altering or Damaging Computer (35-43-1-4)	0	0	0	0
Auto Theft, Receiving Stolen Parts (35-43-4-2.5)	0	0	0	5
Battery (35-42-2-1)	2	0	3	4
Beastiality	0	0	0	0
Bribery (35-44-1-1)	0	0	0	0
Burglary (35-43-2-1)	0	0	0	0
Check Deception (35-43-5-5)	0	0	0	0

NUMBER OF JUVENILES

LEVEL III (cont'd)	This Month		This Calendar Year	
	Female	Male	Female	Male
Check Fraud (35-43-5-12)	0	0	0	0
Child Exploitation (35-42-4-4)	0	0	0	0
Controlled Substance Registration (35-48-4-14)	0	0	0	0
Conversion (35-43-4-3)	0	0	1	0
Criminal Mischief (35-43-1-2)	0	1	2	1
Criminal Recklessness (35-42-2-2)	0	0	0	0
Criminal Trespass (35-43-2-2)	0	1	0	3
Dealing in Altered Property (35-43-4-2.3)	0	0	0	0
Dealing in Marijuana, Hash Oil, or Hashish (35-48-4-10)	0	0	0	0
Dealing in Paraphernalia (35-48-4-8.5)	0	0	0	0
Distribution of Material Harmful to Minor (35-49-3-3)	0	0	0	0
Escape/Failure to Return to Lawful Detention (35-44-3-5)	0	0	1	1
Failure to Appear (35-44-3-6)	0	0	0	0
False Reporting (35-44-2-2)	0	0	0	0
Forgery (35-43-5-2)	0	0	0	0
Fraud (35-43-5-4)	0	0	0	0
Fraud on Financial Institution (35-45-5-8)	0	0	0	0
Home Improvement Fraud (35-43-6-13)	0	0	0	0
Identity Deception (35-43-5-3.5)	0	0	0	0
Interference with Custody (35-42-3-4)	0	0	0	0
Interference with Reporting Crime (35-42-2-5)	0	0	0	0
Invasion of Privacy (35-46-1-15.1)	0	0	0	0
Kill Domestic Animal	0	0	0	0
Manufacture of Paraphernalia (35-48-4-8.1)	0	0	0	0
Nonsupport of Child (35-46-1-5)	0	0	0	0
Nonsupport of Spouse (35-46-1-6)	0	0	0	0
Obscene Performance (35-49-3-1)	0	0	0	0
Obstructing Fireman (35-44-3-8)	0	0	0	0
Obstructing Traffic (35-42-2-4)	0	0	0	0
Obstruction of Justice (35-44-3-4)	0	0	0	0
Operating Vehicle After Lifetime Forfeiture (9-30-10-17)	0	0	0	0
Operating Vehicle While Intoxicated (9-30-5-4)	0	0	0	0
Operating Vehicle While Intoxicated with Prior (9-30-5-3)	0	0	0	0
Patronizing a Prostitute (35-45-4-3)	0	0	0	0
Perjury (35-44-2-1)	0	0	0	0
Possession of Cocaine or Narcotic Drug (35-48-4-6)	0	0	0	0
Possession of Marijuana, Hash Oil, or Hashish (35-48-4-11)	0	0	0	0
Possession of Methamphetamines (35-48-4-6.1)	0	0	0	1
Possession of Paraphernalia (35-48-4-8.3)	0	0	0	0
Possession of a Controlled Substance (35-48-4-7)	0	0	0	1
Possession of a Syringe (16-42-19-18)	0	0	0	0
Possession/Use of Legend Drug (16-42-19-13)	0	0	0	0
Professional Gambling (35-45-5-3)	0	0	0	0
Profiting from Adoption (35-46-1-9)	0	0	0	0
Promoting Professional Gambling (35-45-5-4)	0	0	0	0
Promoting Prostitution (35-45-4-4)	0	0	0	0
Prostitution (35-45-4-2)	0	0	0	0
Public Indecency (35-45-4-1)	0	0	0	0
Public Nudity (35-45-4-1.5)	0	0	0	0
Railroad Mischief (35-42-2-5.5)	0	0	0	0
Receiving Stolen Property (35-43-4-2)	0	0	0	0
Residential Entry (35-43-2-1.5)	0	0	0	0
Resisting Law Enforcement (35-44-3-3)	1	0	1	2
Rioting (35-45-1-2)	0	0	0	0
Sale, Possession, Use of Legend Drug (16-42-19-27)	0	0	0	0
Selling, Distributing, Exhibiting Obscene Material (35-49-3-1)	0	0	0	0
Stalking (35-45-10-5)	0	0	0	0
Synthetic Drug (35-48-4-11.5)	0	0	0	0
Theft (35-43-4-2)	1	3	1	8
Torture or Mutilation of Animal (35-46-3-12)	0	0	0	0

LEVEL III (Cont.)**NUMBER OF JUVENILES**

	This Month		This Calendar Year	
	Female	Male	Female	Male
Trafficking with an Inmate (35-44-3-9)	0	0	0	0
Unauthorized Possession of Prescription Form (35-48-4-14)	0	0	0	0
Unlawful Entry of Motor Vehicle (35-43-4-2.7)	0	0	0	0
Voyeurism (35-45-4-5)	0	0	0	0
Welfare Fraud (35-43-5-7)	0	0	0	0
Sub-Total	4	5	9	26

LEVEL IV

Absence From Home Detention (35-38-2.5-10)	0	0	0	0
Accident/Failure to Stop (9-26-1-8)	1	0	1	0
Assisting a Criminal (35-44-3-2)	0	0	0	0
Beats Vertebrate Animal (35-46-3-12)	0	0	0	0
Check Deception (35-43-5-5)	0	0	0	0
Common Nuisance (35-48-4-13)	0	0	0	0
Computer Trespassing (35-43-2-3)	0	0	0	0
Counterfeiting Auto Registration (9-18-2-42)	0	0	0	0
Counterfeiting a Driver's License (9-24-18-7)	0	0	0	0
Curfew Violation (31-37-2-5)	0	0	0	0
Deception (35-43-5-3)	0	0	0	0
Disorderly Conduct (35-45-1-3)	0	0	1	1
Dissemination of Material Harmful to Minor (35-49-3-3)	0	0	0	0
Driving with Suspended License (9-24-19-2)	0	0	0	0
Exploitation of Dependent/Endangered Adult (35-46-1-12)	0	0	0	0
Failure to Appear (35-44-3-6)	0	0	0	0
Failure to Disclose Recruitment (35-46-4-4)	0	0	0	0
Failure to Respond to Summons (35-44-3-6.5)	0	0	0	0
False Auto Registration (9-18-2-44)	0	0	0	0
False Identity Statement (35-44-2-6)	0	0	0	0
False Informing (35-44-2-2)	0	0	1	0
Flag Desecration (35-45-1-4)	0	0	0	0
Glue Sniffing (35-46-6-2)	0	0	0	0
Habitual Disobedience of Parent, Guardian, or Custodian (Incorrigible) (31-37-2-4)	0	0	0	0
Harassment (35-45-2-2)	0	0	0	0
Home Improvement Fraud (35-43-6-12)	0	0	0	0
Illegal Consumption of Alcohol (7.1-5-7-7)	0	0	0	0
Illegal Possession of Alcohol (7.1-5-7-7)	0	0	0	0
Impairment of ID Number (35-43-7-4)	0	0	0	0
Interference with Custody (35-42-3-4)	0	0	0	0
Interfering with Law Enforcement Animal (35-46-3-11)	0	0	0	0
Invasion of Privacy (35-46-1-15.1)	0	0	0	0
Leaving Home w/o Permission of Parent, Guardian or Custodian (Runaway) (31-37-2-2)	0	0	0	0
Nitrous Oxide Distribution (35-46-6-3)	0	0	0	0
Obscene Performance (35-49-3-1)	0	0	0	0
Obstructing Medical Emergency (35-44-3-8.5)	0	0	0	0
Obstructing Traffic (35-42-2-4)	0	0	0	0
Operating Vehicle While Intoxicated (9-30-5-2)	0	0	0	0
Operating Vehicle While Intoxicated/Cntrld Sub (9-30-5-1)	0	0	0	0
Operating Vehicle w/o License (9-24-18-1)	0	0	0	0
Operating Vehicle w/o Proof of Financial (9-25-8-2)	0	0	0	0
Operating Vehicle w/o Registration/Plates (9-18-2-43)	0	0	0	0
Possession of Marijuana, Hash Oil, or Hashish (35-48-4-11)	0	0	0	4
Possession of Paraphernalia (35-48-4-8.3)	0	0	0	0
Possession of Substance Represented to be a Controlled Substance (35-48-4-4.6)	0	0	0	0
Possession, Purchase, Accepting Tobacco (35-46-1-10.5)	0	0	0	0
Probation Violation	0	0	0	0
Public Intoxication (7.1-5-1-3)	0	0	0	0
Receiving Unidentified Property (35-43-7-5)	0	0	0	0
Reckless Driving (9-21-8-52)	0	0	0	0
Refusal to Aid Officer (35-44-3-7)	0	0	0	0
Refusal to Identify Self (34-28-5-3.5)	0	0	0	0

LEVEL IV (cont'd)	NUMBER OF JUVENILES				
	This Month		This Calendar Year		
	Female	Male	Female	Male	
Selling, Distributing, Exhibiting Obscene Material (35-49-3-1)	0	0	0	0	
Synthetic Drug	0	0	0	0	
Torture, Kill, Mutilate an Animal (35-46-3-12)	0	0	0	0	
Unauthorized Possession of Prescription (35-48-4-14)	0	0	0	0	
Unlawful Entry of Motor Vehicle (35-43-4-2.7)	0	0	0	0	
Unlawful Gambling (35-45-5-2)	0	0	0	0	
Unlawful Use of Railroad Right of Way (8-3-15-3)	0	0	0	0	
Vending Machine Vandalism (35-43-4-7)	0	0	0	0	
Violation Home Detention	0	0	0	0	
Violation Suspended Commitment to DOC	0	0	0	0	
Violation of Compulsory School Attendance Law (Truancy) (31-37-2-3)	0	0	0	0	
Voyeurism (35-45-4-5)	0	0	0	0	
Welfare Fraud (35-45-5-7)	0	0	0	0	
	Sub-Total	1	0	3	5
	GRAND TOTAL NUMBER OF JUVENILES	7	17	21	87

Indiana Department of Correction
Table 18
Juvenile Female New Commitments

<u>Month</u>	<u>2015</u>	<u>2016</u>	<u>2017</u>	<u>2018</u>	<u>2019</u>
January	3	6	2	3	10
February	8	10	5	8	4
March	4	11	6	4	7
April	10	9	2	7	
May	12	4	6	8	
June	6	11	7	2	
July	5	4	8	12	
August	10	4	5	4	
September	13	7	8	8	
October	0	5	6	5	
November	11	6	7	8	
December	<u>11</u>	<u>5</u>	<u>12</u>	<u>8</u>	
TOTALS	115	93	82	74	21

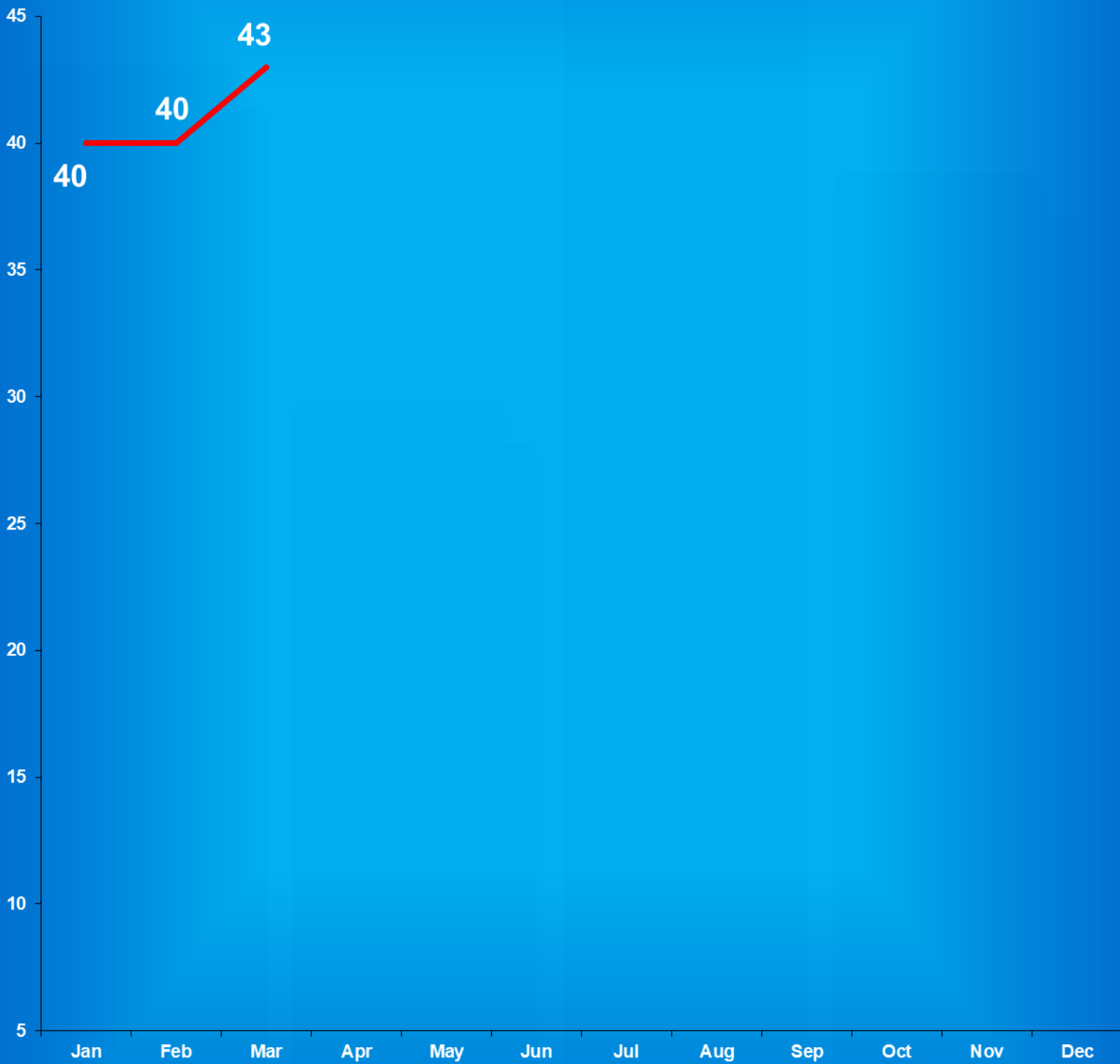
Source: SAS - mnthadm4.pgm

Indiana Department of Correction

Graph G

Average Daily Juvenile Female Offender Populations

Calendar Year 2019



Indiana Department of Correction
Table 19
Juvenile Male New Commitments

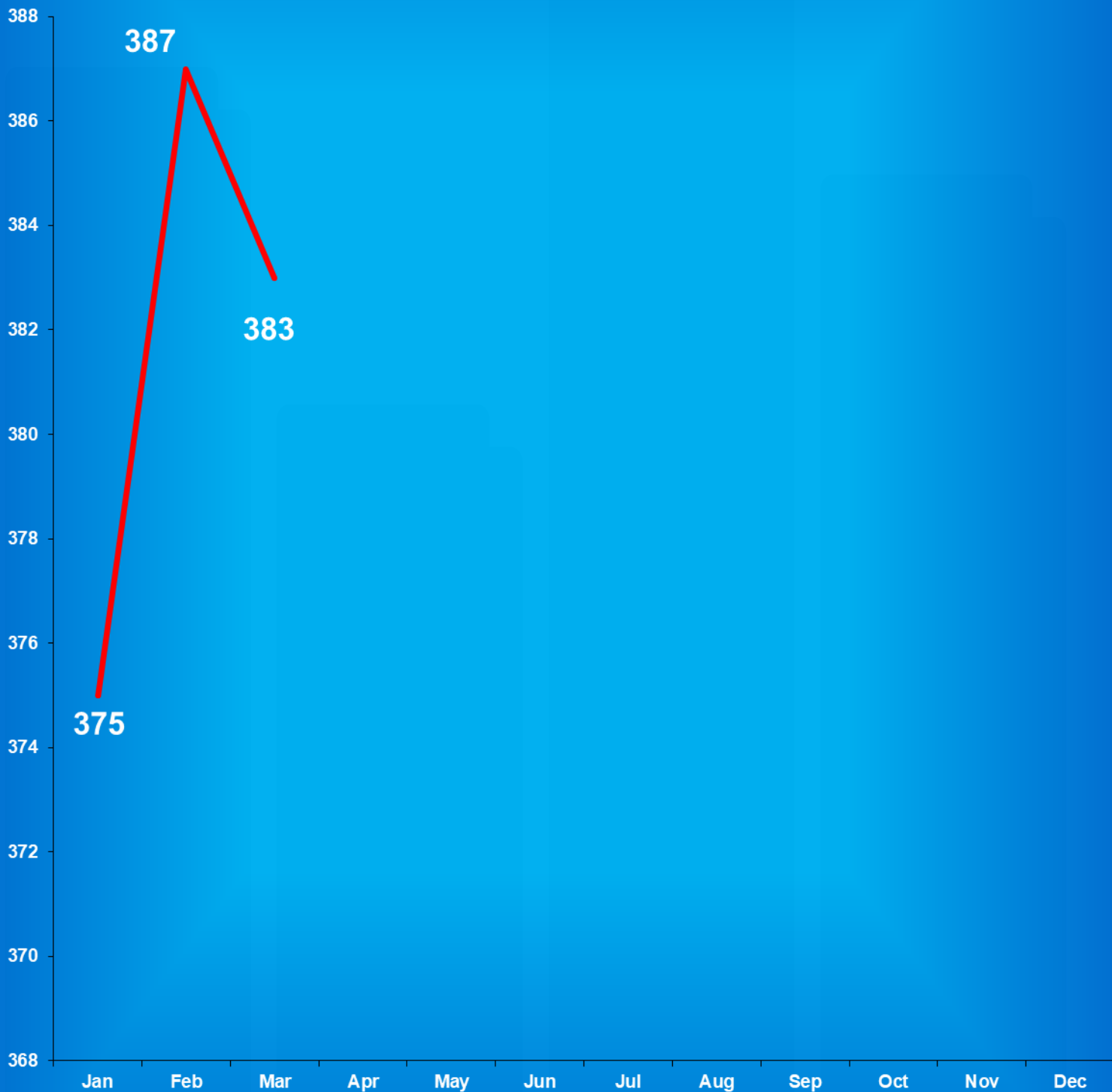
<u>Month</u>	<u>2015</u>	<u>2016</u>	<u>2017</u>	<u>2018</u>	<u>2019</u>
January	35	39	26	46	36
February	26	40	26	38	36
March	32	69	36	33	17
April	43	33	45	27	
May	37	44	35	42	
June	41	40	48	29	
July	50	29	40	29	
August	31	38	48	28	
September	42	36	43	41	
October	45	24	39	24	
November	41	28	48	34	
December	<u>40</u>	<u>30</u>	<u>34</u>	<u>52</u>	
TOTALS	548	463	450	468	89

Source: SAS - mnthadm4.pgm

Indiana Department of Correction

Graph H

Average Daily Juvenile Male Offender Populations Calendar Year 2019





Juvenile Reintegration Districts



District #8

District #6

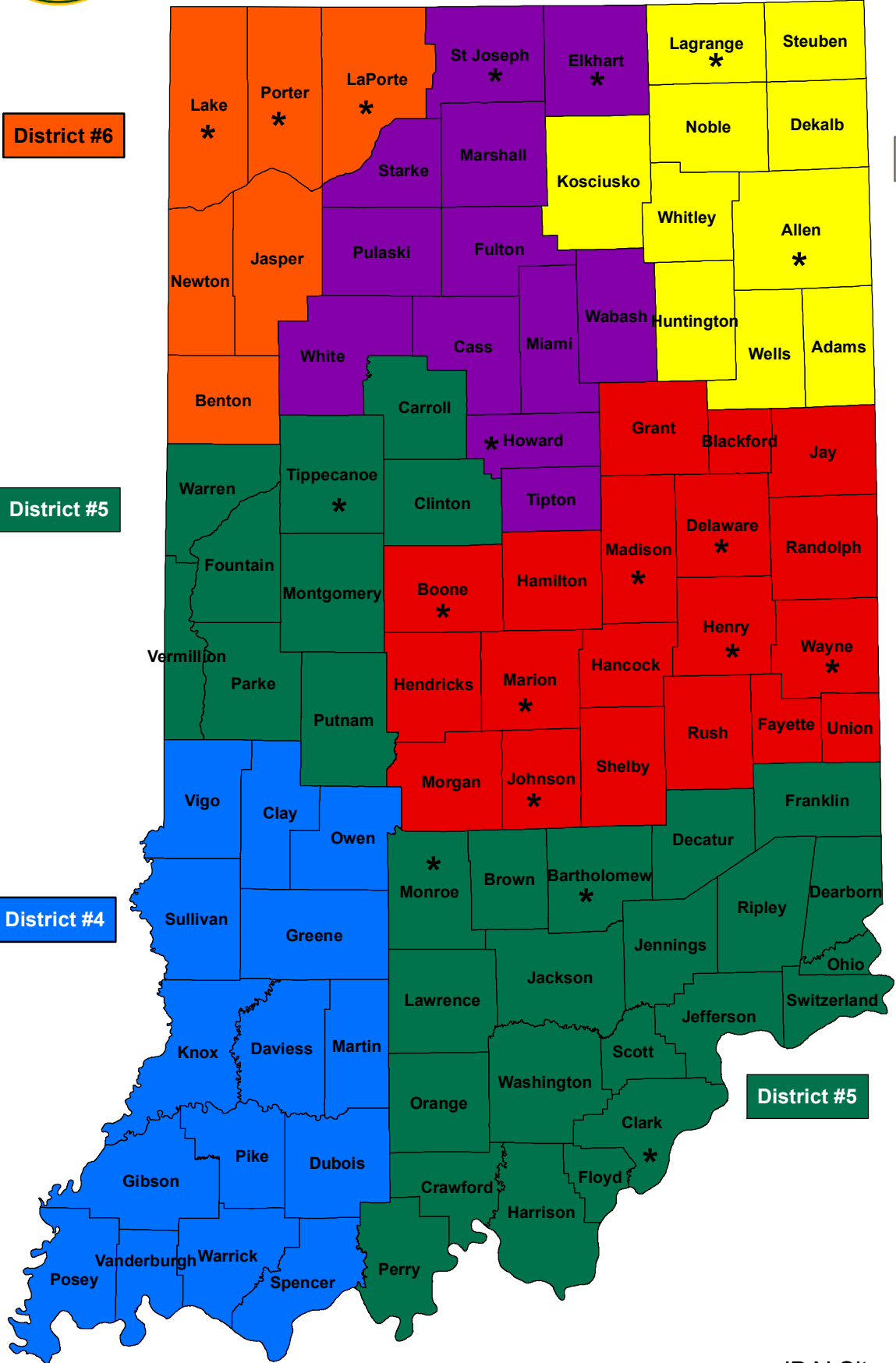
District #2

District #5

District #3

District #4

District #5



*JDAI Site

Indiana Department of Correction
Table 20
Juvenile Parole Caseload on April 01, 2019

<u>Juvenile Reintegration Districts</u>	Indiana Parolees		Other Jurisdiction		<u>Total</u>
	<u>Juvenile Male</u>	<u>Juvenile Female</u>	<u>Juvenile Male</u>	<u>Juvenile Female</u>	
<i>Interstate Compact (RD0)*</i>	1	0	7	1	9
	<u>District Supervision Breakdown as follows:</u>				
Juv Reintegration District 2	16	1	1	0	18
Juv Reintegration District 3	11	2	0	0	13
Juv Reintegration District 4	5	1	1	0	7
Juv Reintegration District 5	2	1	2	0	5
Juv Reintegration District 6	4	1	3	0	8
Juv Reintegration District 8	11	2	0	1	14
Total	50	8	7	1	66

Total Juvenile Parole Population on the First Day of Each Month

<u>Calendar Year 2019</u>	Indiana Parolees		Other Jurisdiction		<u>Total</u>
	<u>Juvenile Male</u>	<u>Juvenile Female</u>	<u>Juvenile Male</u>	<u>Juvenile Female</u>	
January	38	6	5	0	49
February	42	7	6	1	56
March	43	9	7	1	60
April	50	8	7	1	66

** Includes Indiana parolees who are serving their parole in another state, as well as offenders from other States being supervised in Indiana (Interstate Compact)*

Sources:
Parole Division
SAS - juvparl2.pgm

**Indiana Department of Correction
Indiana Government Center South, Room E334
302 W. Washington Street
Indianapolis, IN 46204**

**Prepared by:
Joshua Ross, Research Analyst
(317) 233-3432
josross@idoc.IN.gov**

This report and previous reports may be found at:

<http://www.in.gov/idoc/2376.htm>



CHANGING LIVES

The logo of the Indiana Department of Correction is a circular seal. It features a central figure holding a scale and a sword, surrounded by stars. The words "EMPLOYEES", "EFFICIENCY", and "EFFECTIVENESS" are written around the inner circle. The outer ring contains the text "INDIANA DEPARTMENT OF CORRECTION".A solid blue silhouette of the state of Indiana, positioned behind the letter 'I' in the word "CHANGING".

The Indiana Department of Correction advances public safety and successful re-entry through dynamic supervision, programming, and partnerships.