


Indiana Department of Correction

Division of Data Analytics



Offender Population Statistical Report

- AUGUST 2019 -

Rob Carter, Commissioner

**Indiana Department of Correction
Indiana Government Center South, Room E334
302 W. Washington Street
Indianapolis, IN 46204**

**Prepared by:
Chris Yirenkyi, Research Analyst
(317) 233-4765
cyirenkyi@idoc.in.gov**

This report and previous reports may be found at:

<http://www.in.gov/idoc/2376.htm>



Definitions

For the purpose of this report, the following definitions apply:

Admission – The means by which an offender enters the custody or jurisdiction of the Indiana Department of Correction. For this report, with the exception of the return of an escapee, this does not include a return from a temporary absence.

Average Daily Population – The sum of the daily beginning counts for a month, divided by that month's number of daily beginning counts.

Beginning Count – The number of offenders physically present at the beginning of the day (ie, 0000:01 hours).

Class A Felony – An offense whereby a person convicted of this felony shall be imprisoned for a fixed term of thirty years, with not more than twenty years added for aggravating circumstances, or not more than ten years subtracted for mitigating circumstances.

Class B Felony – An offense whereby a person convicted of this felony shall be imprisoned for a fixed term of ten years, with not more than ten years added for aggravating circumstances, or not more than four years subtracted for mitigating circumstances.

Class C Felony – An offense whereby a person convicted of this felony shall be imprisoned for a fixed term of four years, with not more than four years added for aggravating circumstances, or not more than two years subtracted for mitigating circumstances.

Class D Felony – An offense whereby a person convicted of this felony shall be imprisoned for a fixed term of one and one-half years, with not more than one and one-half years added for aggravating circumstances, or not more than one year subtracted for mitigating circumstances.

Class 1 Felony – An offense whereby a person convicted of this felony shall be imprisoned with a sentence range of 20-40 years, with not more than twenty years added as a habitual offender enhancement.

Class 2 Felony – An offense whereby a person convicted of this felony shall be imprisoned with a sentence range of 10-30 years, with not more than twenty years added as a habitual offender enhancement.

Class 3 Felony – An offense whereby a person convicted of this felony shall be imprisoned with a sentence range of 3-16 years, with not more than twenty years added as a habitual offender enhancement.

Class 4 Felony – An offense whereby a person convicted of this felony shall be imprisoned with a sentence range of 2-12 years, with not more than twenty years added as a habitual offender enhancement.

Class 5 Felony – An offense whereby a person convicted of this felony shall be imprisoned with a sentence range of 1-6 years, with not more than six years added as a habitual offender enhancement.

Class 6 Felony – An offense whereby a person convicted of this felony shall be imprisoned with a sentence range of 0.5-2.5 years, with not more than six years added as a habitual offender enhancement.

Contracted Beds - Those offenders who have been committed to the Indiana Department of Correction, but are housed in a local work release facility under contract of a 3rd party provider.

County Jail "Back-ups" (Jail Bed Count) – Those offenders who have been committed to the Indiana Department of Correction, but are housed in a county jail until they can be transferred to a Department of Correction intake facility. The county receives \$35.00 per day, per offender, to house these offenders.

Ending Count – The number of offenders physically present at the end of the day (ie, 2400:00 hours).

Felon – A person convicted in any jurisdiction who might have been imprisoned for more than one year.

Murder - An offense whereby a person convicted of this felony shall be imprisoned for a fixed term of fifty-five years, with not more than ten years added for aggravating circumstances, or not more than ten years subtracted for mitigating circumstances.

Definitions Continued

Operational Capacity – The total bed capacity of the facility. The capacity of a facility is the number of beds authorized for safe and efficient operation of the facility.

Pre-Dispositional – An individual ordered by the Court to the Indiana Department of Correction for evaluation prior to sentencing.

Release – The means by which an offender leaves the custody or jurisdiction of the Indiana Department of Correction. For this report, with the exception of an escape, this does not include a temporary absence.

Safekeeper – An individual whom the Court has determined to be in imminent danger of serious bodily injury or death, or who represents a substantial threat to the safety of others, and whom the Court has ordered to the Indiana Department of Correction for custody and security control.

Maximum Level Facilities – Maximum security facilities have very restrictive security measures and housing is celled space.

Medium Level Facilities – Medium security facilities have moderate degree of security measures and housing consists of dormitories and celled space.

Minimum Level Facilities – Minimum Security Facilities have the least restrictive security measures and housing is dormitory style. Also included as minimum security are work release program offenders who leave the facility for outside employment but return nightly.

Intake Facilities – Intake facilities are designated to receive newly committed adult offenders. During the intake process each offender is evaluated through interviews, reports and diagnostic tests. This evaluation forms the basis of the offenders' facility and program assignment.

Secure Housing Units – Denotes maximum control with the most restrictive security measures in place.

Vacancy – The number of beds available for assignment.

Juvenile Diagnostic/Walkthrough – A Juvenile court can order a youth to the Department of Correction to be temporarily committed for not more than 14 days (excluding Saturdays, Sundays and Legal holidays) for the purpose of an evaluation. The youth must be adjudicated delinquent and the order has to be prior to disposition. The department will send a report to the court of the written findings.

Indiana Department of Correction Population Summary

- There were 24,618 adult male offenders (including 269 county jail “back-ups” and 64 in contracted beds) on September 01, 2019. This population is 1% below operational bed capacity for general population.
- There were 2,699 adult female offenders (including 45 county jail “back-ups” and 24 in contracted beds) on September 01, 2019. This population is 3% below the operational bed capacity.
- There were 373 juvenile male offenders in the Department’s facilities on September 01, 2019. This population is 34% below the operational bed capacity.
- There were 39 juvenile female offenders in the Department’s facilities on September 01, 2019. This population is 35% below the operational bed capacity.
- There were 5,576 adult males on parole in Indiana (5,135 Indiana parolees and 441 other jurisdiction parolees) September 01, 2019.
- There were 608 adult females on parole in Indiana (557 Indiana parolees and 51 other jurisdiction parolees) on September 01, 2019.
- There were 994 adults admitted to IDOC (841 male and 153 female) and 891 adults released from IDOC (777 male and 114 female) in August 2019.
- There were 47 juveniles admitted to IDOC (44 male and 3 female) and 44 juveniles released from IDOC (37 male and 7 female) in August 2019.

**Indiana Department of Correction
Human Resource Report**

August 30, 2019

ADULT FACILITIES

Facility	Total Staff*	Custody Staff	Non-Custody	Vacancies	Hires - Rehires	Retired - Terminated	Inter-Agency		Contract/Vendor		
							In	Out	Aramark	Health	Education
Branchville Correctional Facility	260	181	79	15	5	5	0	0	10	30	6
Chain O'Lakes Correctional Facility	27	22	5	4	3	2	0	0	3	2	0
Correctional Industrial Facility	293	226	67	74	14	14	2	0	14	24	4
Edinburgh Correctional Facility	71	55	16	1	0	0	0	0	7	7	0
Indiana State Prison/Lakeside	472	354	118	98	16	27	1	1	26	44	2
Indiana Women's Prison	186	132	54	7	11	5	0	0	6	22	4
Madison Correctional Facility	187	133	54	66	4	8	2	1	7	24	3
Miami Correctional Facility	457	345	112	98	15	23	2	2	27	59	9
New Castle Correctional Facility**	433	301	132	109	0	0	0	0	29	81	15
Pendleton Correctional Facility	439	314	125	86	29	19	2	2	18	40	1
Plainfield Correctional Facility	348	261	87	46	29	20	0	0	23	39	9
Putnamville Correctional Facility	430	316	114	94	18	10	1	1	25	39	10
Reception-Diagnostic Center	219	169	50	29	6	5	1	0	0	26	0
Rockville Correctional Facility	240	166	74	26	8	3	0	0	13	37	7
South Bend Comm. Re-Entry Center	37	25	12	5	0	1	0	0	3	3	0
Heritage Trail DOC Staff	22	0	22	3	0	0	0	0	0	11	8
Heritage Trail GEO Staff**	192	116	76	28	0	0	0	0	4	11	0
Wabash Valley Correctional Facility	590	460	130	57	14	14	0	0	34	64	5
Westville Correctional Facility	662	506	156	108	43	24	0	0	28	64	11
Total	5,565	4,082	1,483	954	215	180	11	7	277	627	94

JUVENILE FACILITIES

Facility	Total Staff*	Custody Staff	Non-Custody	Vacancies	Hires - Rehires	Retired - Terminated	Inter-Agency		Contract/Vendor		
							In	Out	Aramark	Health	Education
Camp Summit	54	39	15	10	2	3	0	0	6	7	2
Logansport Intake/North Central	168	113	55	19	5	5	0	0	11	13	3
Pendleton Juvenile Correctional	218	141	77	75	11	13	0	0	9	18	4
Total	440	293	147	104	18	21	0	0	26	38	9

ADMINISTRATIVE

Central Office***	Total	561	187	374	55	5	14	0	0	0	7	1.5
-------------------	--------------	------------	------------	------------	-----------	----------	-----------	----------	----------	----------	----------	------------

TOTALS

STATE EMPLOYEE TOTAL	5,941	4,145	1,796	976	238	215	11	7	0	0	0
CONTRACT EMPLOYEE TOTAL	1,705	417	1,288	137	0	0	0	0	303	672	105
GRAND TOTAL	7,646	4,562	3,084	1,113	238	215	11	7	303	672	105

* Total Active Staff does not include those on disability, suspension, or leave with pay.

** New Castle Correctional Facility and Heritage Trail are privately contracted institutions. Their hire/rehire and termination/reire data is not provided to DOC.

*** Includes Technology Services Division, PEN Products, Staff Development and Training, and the Parole Division (counted as Custody Staff)

Note: Total staff, custody staff, non-custody staff, and vacancy data are as of the end of the month.

Hires and re-hires, retirements and terminations, intra-agency transfer in and transfer out are the total number of actions for the month.

Source: DOC Human Resource



Offender Statistics



Indiana Department of Correction
Table 1
Offender Population & Vacancy Numbers, by Facility Security Level
September 1, 2019

Minimum Security - Adult MALE

	August Ending Count	General Population Vacancies	Programs & Treatment Vacancies	Restricted Housing & Infirmery Vacancies	Down Beds	Held Beds
Chain O'Lakes	102	0	0	0	0	0
Edinburgh	339	2	0	0	0	3
Miami - MCA	201	1	0	0	0	2
New Castle - NCA	201	1	0	0	0	2
Pendleton - IRO	215	4	0	0	1	0
Westville - WCA	353	2	0	0	23	1
Wabash Valley - WVA	194	2	0	0	0	2
Total	1,605	12	0	0	24	10

Re-Entry & Work Release - Adult MALE

Bartholomew Co. Re-Entry	1	19	0	0	0	0
Chain O'Lakes Re-Entry	34	4	0	0	0	0
Duvall Center Re-Entry	3	37	0	0	0	0
Lake Co. Re-Entry/M	6	4	0	0	0	0
South Bend Re-Entry	181	10	0	0	0	2
VOA/Hope Hall Re-Entry	18	7	0	0	0	0
Starke Co. PI - TC	36	0	12	0	0	0
Total	279	81	12	0	0	2

Medium Security - Adult MALE

	August Ending Count	General Population Vacancies	Programs & Treatment Vacancies	Restricted Housing & Infirmery Vacancies	Down Beds	Held Beds
Branchville	1,459	19	5	2	0	0
Correctional Industrial	1,463	12	0	5	1	14
Indiana State Prison ISO	382	0	0	0	0	3
Plainfield	1,505	11	0	11	159	10
Putnamville	2,152	25	0	11	322	0
Heritage Trail	864	2	0	0	0	2
Westville	2,481	12	134	31	260	23
New Castle	2,396	2	6	11	2	14
Total	12,702	83	145	71	744	66

Table 1 (Cont.)

Maximum Security - Adult MALE

	August Ending Count	General Population Vacancies	Programs & Treatment Vacancies	Restricted Housing & Infirmery Vacancies	Down Beds	Held Beds
Miami	2,905	47	3	10	3	16
Indiana State Prison	1,989	30	12	15	6	15
Pendleton	1,410	23	4	1	5	6
Pendleton Treatment Unit	176	0	8	0	29	1
ISR Secure Housing Unit	54	0	0	13	1	1
New Castle Annex	406	33	0	28	18	1
New Castle Mental Health	121	0	6	0	0	1
WCU Secure Housing Unit	104	0	0	1	5	0
Wabash Valley	1,736	13	24	4	1	7
WVS Secure Housing Unit	193	0	0	12	11	0
Reception Diag. Center	669	1	0	0	25	0
Total	9,763	147	57	84	104	48

Minumum Security & Re-Entry - Adult FEMALE

	August Ending Count	General Population Vacancies	Programs & Treatment Vacancies	Restricted Housing & Infirmery Vacancies	Down Beds	Held Beds
Madison	690	50	0	0	0	0
Jefferson Co. Re-Entry	71	0	0	0	0	1
Crane House	24	21	0	0	0	0
Total	785	71	0	0	0	1

Medium Security - Adult FEMALE

Rockville	974	11	47	9	0	0
Total	974	11	47	9	0	0

Maximum Security - Adult FEMALE

Women's Prison	698	13	10	3	0	3
Rockville Intake	197	15	0	0	0	0
Total	895	28	10	3	0	3

JAIL BED COUNT

Adult Male	269	N/A	N/A	N/A	N/A	N/A
Adult Female	45	<u>N/A</u>	<u>N/A</u>	<u>N/A</u>	<u>N/A</u>	<u>N/A</u>
Total	314					

Table 1 (Cont.)

JUVENILE OFFENDERS

Juvenile Male

	August Ending Count	General Population Vacancies	Programs & Treatment Vacancies	Restricted Housing & Infirmery Vacancies	Down Beds	Held Beds
Logansport Juvenile Intake/Diagnostic Facility	21	67	0	4	0	0
North Central Juvenile Correctional Facility	118	56	0	0	0	0
Pendleton Juvenile Correctional Facility	234	139	0	6	0	12
Total	373	262	0	10	0	12

Juvenile Female

LaPorte Juvenile Correctional Facility	39	21	0	2	0	0
--	----	----	---	---	---	---

TOTALS

	August Ending Count	General Population Vacancies	Programs & Treatment Vacancies	Restricted Housing & Infirmery Vacancies	Down Beds	Held Beds
GRAND TOTAL FOR ALL ADULT MALES (Includes Jail Bed Count and Contracted Beds)	24,618	323	214	155	872	126
TOTAL FOR ADULT MALES IDOC FACILITIES ONLY	24,285	256	202	155	872	126
GRAND TOTAL FOR ALL ADULT FEMALES (Includes Jail Bed Count and Contracted Beds)	2,699	110	57	12	0	4
TOTAL FOR ADULT FEMALES IDOC FACILITIES ONLY	2,630	89	57	12	0	3
TOTAL FOR JUVENILE MALES	373	262	0	10	0	12
TOTAL FOR JUVENILE FEMALES	39	21	0	2	0	0
GRAND TOTAL FOR THE DEPARTMENT (Includes Jail Bed Count and Contracted Beds)	27,729	716	271	179	872	142
GRAND TOTAL FOR THE DEPARTMENT (Excludes Jail Bed Count and Contracted Beds)	27,327	628	259	179	872	141

Sources: Planning Division Facility Body Count Report
 Planning Division Juvenile Daily Count Report
 OIS - Jail Bed Count
 Operational Support Services - Vacancy Report

Indiana Department of Correction
Table 2
Operational Capacity Compared to Population, by Facility
September 1, 2019

Minimum Security - Adult MALE

	July	August	August	August	Percent +/-
	Operational	Operational	Adjusted	Ending	Capacity
	Capacity	Capacity	Operational	Count	Capacity
			Capacity*		
Chain O'Lakes	102	102	102	102	0%
Edinburgh	344	344	341	339	-1%
Miami - MCA	204	204	202	201	0%
New Castle - NCA	204	204	202	201	0%
Pendleton - IRO	220	220	219	215	-2%
Westville - WCA	379	379	355	353	-1%
Wabash Valley - WVA	198	198	196	194	-1%
Total	1,651	1,651	1,617	1,605	-1%

Re-Entry & Work Release - Adult MALE

Bartholomew Co. Re-Entry	20	20	20	1	-95%
Chain O'Lakes Re-Entry	38	38	38	34	-11%
Duval Center Re-Entry	40	40	40	3	-93%
Lake Co. Re-Entry/M	10	10	10	6	-40%
South Bend Re-Entry	193	193	191	181	-5%
VOA/Hope Hall Re-Entry	25	25	25	18	-28%
Starke Co. PI - TC	48	48	36	36	0
Total	374	374	360	279	-23%

Medium Security - Adult MALE

Branchville	1,485	1,485	1,478	1,459	-1%
Correctional Industrial	1,495	1,495	1,475	1,463	-1%
Indiana State Prison ISO	385	385	382	382	0%
Plainfield	1,696	1,696	1,516	1,505	-1%
Putnamville	2,510	2,510	2,177	2,152	-1%
Heritage Trail	868	868	866	864	0%
Westville	2,941	2,941	2,493	2,481	0%
New Castle	2,431	2,431	2,398	2,396	0%
Total	13,811	13,811	12,785	12,702	-1%

Table 2 (Cont.)

Maximum Security - Adult MALE					
	July	August	August	August	Percent +/-
	Operational	Operational	Adjusted	Ending	Capacity
	Capacity	Capacity	Operational	Count	
			Capacity*		
Miami	2,984	2,984	2,952	2,905	-2%
Indiana State Prison	2,067	2,067	2,006	1,989	-1%
Pendleton	1,449	1,449	1,433	1,410	-2%
Pendleton Treatment Unit	214	214	176	176	0%
ISR Secure Housing Unit	69	69	54	54	0%
New Castle Annex	486	486	439	406	-8%
New Castle Mental Health	128	128	121	121	0%
WCU Secure Housing Unit	110	110	104	104	0%
Wabash Valley	1,785	1,785	1,749	1,736	-1%
WVS Secure Housing Unit	216	216	193	193	0%
Reception Diag. Center	<u>695</u>	<u>695</u>	<u>669</u>	<u>669</u>	<u>0%</u>
Total	10,203	10,203	9,896	9,763	-1%
Minumum Security & Re-Entry - Adult FEMALE					
Madison	740	740	740	690	-7%
Jefferson Co. Re-Entry	72	72	71	71	0%
Crane House	45	45	45	24	-47%
Total	857	857	856	785	-8%
Medium Security - Adult FEMALE					
Rockville	<u>1,041</u>	<u>1,041</u>	<u>985</u>	<u>974</u>	-1%
Total	1,041	1,041	985	974	-1%
Maximum Security - Adult FEMALE					
Women's Prison	727	727	711	698	-2%
Rockville Intake	<u>212</u>	<u>212</u>	<u>197</u>	<u>197</u>	<u>0%</u>
Total	939	939	908	895	-1%
JAIL BED COUNT**					
Adult Male	271	269	269	269	0%
Adult Female	<u>45</u>	<u>45</u>	<u>45</u>	<u>45</u>	<u>0%</u>
Total	316	314	314	314	0%
JUVENILE OFFENDERS					
	Juvenile Male				
Logansport Juvenile Intake/Diagnostic Facility	92	92	21	21	0%
North Central Juvenile Correctional Facility	174	174	174	118	-32%
Pendleton Juvenile Correctional Facility	<u>391</u>	<u>391</u>	<u>373</u>	<u>234</u>	<u>-37%</u>
Total	657	657	568	373	-34%

Table 2 (Cont.)

Juvenile Female

	July	August	August	August	Percent +/-
	Operational	Operational	Adjusted	Ending	Capacity
	Capacity	Capacity	Capacity*	Count	Capacity
LaPorte Juvenile Correctional Facility	62	62	60	39	-35%

TOTALS					
	July	August	August	August	Percent +/-
	Operational	Operational	Adjusted	Ending	Capacity
	Capacity	Capacity	Capacity*	Count	Capacity
GRAND TOTAL FOR ALL ADULT MALES (Includes Jail Bed Count and Contracted Beds)	26,310	26,308	24,927	24,618	-1%
TOTAL FOR ADULT MALES IDOC FACILITIES ONLY	25,896	25,896	24,527	24,285	-1%
GRAND TOTAL FOR ALL ADULT FEMALES (Includes Jail Bed Count and Contracted Beds)	2,882	2,882	2,794	2,699	-3%
TOTAL FOR ADULT FEMALES IDOC FACILITIES ONLY	2,792	2,792	2,704	2,630	-3%
TOTAL FOR JUVENILE MALES	657	657	568	373	-34%
TOTAL FOR JUVENILE FEMALES	62	62	60	39	-35%
GRAND TOTAL FOR THE DEPARTMENT (Includes Jail Bed Count** and Contracted Beds)	29,911	29,909	28,349	27,729	-2%
GRAND TOTAL FOR THE DEPARTMENT (Excludes Jail Bed Count and Contracted Beds)	29,407	29,407	27,859	27,327	-2%

*Adjusted Operational Capacity includes Intake Beds and excludes Down, Held, and Segregation/Infirmary, and Program/Treatment Hold Beds.

**Jail Bed Counts - IDOC offender Jail Bed holding is demand-based, therefore Jail Bed Percent Capacity is always 0%. Jail Bed Operational Capacity is determined by each county's availability and fluctuates from month to month.

Sources: Planning Division Facility Body Count Report
 Planning Division Juvenile Daily Count Report
 OIS - Jail Bed Count
 Operational Support Services - Vacancy Report

Indiana Department of Correction
Table 3
Facility Population on the First Day of Each Month
(Excludes County Jail "Back-ups" & Contracted Beds)

<u>2018</u>	<u>Adult</u> <u>Male</u>	<u>Adult</u> <u>Female</u>	<u>Juvenile</u> <u>Male</u>	<u>Juvenile</u> <u>Female</u>	<u>Total</u>
January	23,290	2,345	354	40	26,029
February	23,273	2,356	372	47	26,048
March	23,364	2,395	394	45	26,198
April	23,505	2,414	395	48	26,362
May	23,506	2,443	387	43	26,379
June	23,719	2,466	394	40	26,619
July	23,794	2,447	379	29	26,649
August	23,677	2,442	377	35	26,531
September	23,738	2,502	373	32	26,645
October	23,788	2,505	375	39	26,707
November	23,874	2,523	357	41	26,795
December	23,894	2,511	369	41	26,815

<u>2019</u>	<u>Adult</u> <u>Male</u>	<u>Adult</u> <u>Female</u>	<u>Juvenile</u> <u>Male</u>	<u>Juvenile</u> <u>Female</u>	<u>Total</u>
January	23,970	2,500	365	38	26,873
February	23,876	2,481	382	41	26,780
March	23,963	2,481	386	40	26,870
April	24,030	2,488	383	44	26,945
May	24,103	2,522	372	34	27,031
June	24,138	2,549	360	36	27,083
July	24,181	2,596	355	34	27,166
August	24,186	2,574	367	43	27,170
September	24,285	2,630	373	39	27,327

Source: Research Division Juvenile Daily Count Report

Indiana Department of Correction
Table 4
Parole Caseload on September 04, 2019

<u>Parole District</u>	Indiana Parolees		Other Jurisdiction		<u>Total</u>
	<u>Adult Male</u>	<u>Adult Female</u>	<u>Adult Male</u>	<u>Adult Female</u>	
<i>Interstate Compact (PD0)*</i>	399	27	441	51	918
			<u>District Supervision Breakdown as follows:</u>		
Re-Entry Parole (PD1)	297	43	29	3	372
Fort Wayne (PD2)	620	56	30	4	710
Indianapolis (PD3)	1274	109	79	7	1,469
Evansville (P4A)	389	32	46	4	471
Terre Haute (P4B)	415	46	18	1	480
Bloomington (PD5)	293	36	31	4	364
Gary (PD6)	390	28	66	5	489
New Castle (PD7)	579	101	40	5	725
South Bend (PD8)	585	54	68	8	715
Madison (PD9)	293	52	34	10	389
Total	5,534	584	441	51	6,610

Total Parole Population on the First Day of Each Month

<u>Calendar Year 2019</u>	Indiana Parolees		Other Jurisdiction		<u>Total</u>
	<u>Adult Male</u>	<u>Adult Female</u>	<u>Adult Male</u>	<u>Adult Female</u>	
January	5,792	610	492	53	6,947
February	5,793	621	501	74	6,989
March	5,726	600	456	48	6,830
April	5,747	593	446	48	6,834
May	5,693	589	442	53	6,777
June	5,660	579	442	54	6,735
July	5,633	584	443	54	6,714
August	5,646	584	439	54	6,723
September	5,534	584	441	51	6,610

** Includes Indiana parolees who are serving their parole in another state, as well as offenders from other States being supervised in Indiana (Interstate Compact)*

Sources: Juvenile Services
Parole Division



Adult Offender Statistics



Indiana Department of Correction
Table 5
Monthly Admissions and Releases- Adult Offenders
(Includes County Jail "Back-ups" & Contracted Beds)
August 2019

Admissions	Male	Female	Total
New Commitments	394	81	475
Parole Violators - New Commits	38	1	39
Parole Violators - Technical	136	12	148
Unsentenced (Safekeepers)	1	1	2
Return from Esc - Sec/NonSec Facility	0	0	0
Return from Escape - Non-Secure Facility	1	0	1
Return from Escape - CTP Absconds	0	0	0
Court Supervision Violators - New Commits	106	22	128
Court Supervision Violators - Technical	151	35	186
Return from CTP - New Commits	0	0	0
Return from CTP - Technical	14	1	15
Unknown (Missing Data)	0	0	0
Total Admissions	841	153	994

Releases	Male	Female	Total
Parole	375	47	422
Probation	228	35	263
Escape Secure Facility	0	0	0
Walk-Away - Non-Secure Facility	0	0	0
Discharged	88	15	103
Unsentenced Discharged	0	0	0
Other (i.e. Death)	7	0	7
Community Transition Program (CTP)	77	17	94
CTP Absconds	2	0	2
Unknown (Missing Data)	0	0	0
Total Releases	777	114	891

Of the 395 new commitments of male felons, 216 (54.7%) had a prior commitment.

Of the 81 new commitments of female felons, 23 (28.4%) had a prior commitment.

Effective July 1, 1998, misdemeanants are to be committed to DOC only under special circumstances (IC 11-12-6)

Sources: SAS-prsadm8.pgm, SAS - prisrel8.pgm

Indiana Department of Correction
Table 6
New Admissions by County of Commitment - Adult Offenders

August 2019

County	Felony Level												Total	County	Felony Level												Total
	Murder	FA	FB	FC	FD	F1	F2	F3	F4	F5	F6	Other*			Murder	FA	FB	FC	FD	F1	F2	F3	F4	F5	F6	Other*	
Adams	0	0	0	0	0	0	0	1	2	0	0	0	3	Madison	0	0	2	1	0	1	6	3	7	7	12	0	39
Allen	0	1	2	2	0	2	3	6	8	20	3	0	47	Marion	3	1	5	0	2	2	19	18	43	65	7	0	165
Bartholomew	0	0	0	0	0	0	0	0	0	4	2	0	6	Marshall	0	0	0	0	0	0	5	3	5	5	0	0	18
Benton	0	0	0	0	0	0	0	0	0	1	0	0	1	Martin	0	0	0	0	0	0	0	0	0	0	0	0	0
Blackford	0	0	0	0	0	0	0	0	0	3	2	0	5	Miami	0	0	0	0	0	0	0	0	0	0	0	0	0
Boone	0	0	0	0	1	0	1	0	1	1	2	0	6	Monroe	0	0	0	0	1	0	0	1	3	1	2	0	8
Brown	0	0	0	0	0	0	0	0	0	0	0	0	0	Montgomery	0	0	0	0	0	0	0	1	0	3	4	0	8
Carroll	0	0	0	0	0	1	0	1	0	0	0	0	2	Morgan	0	0	0	0	0	0	0	2	3	1	0	0	6
Cass	0	0	0	0	0	1	1	0	0	7	2	0	11	Newton	0	0	0	0	0	0	0	0	0	0	0	0	0
Clark	2	0	1	0	0	1	1	1	0	0	0	0	6	Noble	0	0	1	0	0	0	0	0	1	4	1	0	7
Clay	0	0	0	0	0	0	0	0	0	2	0	0	2	Ohio	0	0	1	0	0	0	0	0	0	1	0	0	2
Clinton	0	0	2	0	0	0	0	0	0	4	2	0	8	Orange	0	0	0	0	0	0	0	2	2	3	0	0	7
Crawford	0	0	0	0	0	0	0	1	1	0	0	0	2	Owen	0	0	0	0	0	0	0	0	0	0	0	0	0
Daviess	0	0	2	0	0	0	0	2	0	1	0	0	5	Parke	0	0	0	0	0	0	0	0	0	0	2	0	2
Dearborn	0	0	3	0	1	0	2	1	3	6	2	0	18	Perry	0	0	0	0	0	0	0	0	0	1	1	0	2
Decatur	0	0	0	0	0	0	0	0	0	1	4	1	6	Pike	0	0	1	0	0	0	0	2	0	0	0	0	3
DeKalb	0	0	0	0	0	0	0	1	1	1	1	0	4	Porter	0	0	0	0	0	0	1	1	2	1	2	0	7
Delaware	0	0	0	1	0	0	0	2	0	3	3	0	9	Posey	0	0	0	0	0	0	0	0	1	1	0	0	2
Dubois	0	0	0	0	0	0	0	1	0	2	0	0	3	Pulaski	0	0	0	0	0	0	0	0	0	0	0	0	0
Elkhart	0	1	1	1	0	0	2	1	3	14	5	0	28	Putnam	0	0	0	0	0	0	0	0	0	0	0	0	0
Fayette	0	0	0	0	0	0	0	0	0	2	2	0	4	Randolph	0	0	0	0	0	0	0	0	0	0	0	0	0
Floyd	0	0	0	0	0	0	0	0	0	1	0	0	1	Ripley	0	0	0	0	0	1	0	0	0	3	2	0	6
Fountain	0	0	0	0	0	1	0	1	0	0	0	0	2	Rush	0	0	0	0	0	0	0	1	0	0	0	0	1
Franklin	0	0	0	0	0	0	0	0	0	0	1	0	1	St. Joseph	1	1	0	0	0	1	2	3	0	4	3	0	15
Fulton	0	0	0	0	0	0	0	0	0	2	0	0	2	Scott	1	0	1	0	0	0	0	0	4	2	0	0	8
Gibson	0	0	0	0	0	0	0	0	0	4	2	0	6	Shelby	0	1	2	0	0	0	0	0	1	2	1	0	7
Grant	0	1	2	0	0	1	2	2	1	2	0	0	11	Spencer	0	0	1	0	0	0	0	0	0	0	1	0	2
Greene	0	0	0	0	0	0	0	0	0	0	0	0	0	Stärke	0	0	0	0	0	0	1	0	0	0	0	0	1
Hamilton	0	0	0	1	0	0	0	2	1	4	5	0	13	Steuben	0	0	0	0	0	0	0	1	0	0	1	0	2
Hancock	0	0	0	0	0	0	0	0	1	5	3	0	9	Sullivan	0	0	0	0	0	0	0	0	0	2	0	0	2
Harrison	0	0	0	0	1	0	0	1	0	0	0	0	2	Switzerland	0	0	0	1	0	0	0	0	0	0	0	0	1
Hendricks	0	0	1	0	0	0	0	0	3	4	0	0	8	Tippecanoe	0	0	3	0	0	0	1	4	4	11	4	0	27
Henry	1	1	1	0	0	0	0	1	2	3	1	0	10	Tipton	0	0	0	0	0	0	0	0	0	0	0	0	0
Howard	0	0	0	0	0	0	0	1	2	2	1	0	6	Union	0	0	0	0	0	0	0	0	0	0	0	0	0
Huntington	0	0	1	0	0	0	1	1	2	2	0	0	7	Vanderburgh	0	1	0	0	0	0	7	3	4	10	6	0	31
Jackson	0	0	0	0	1	0	2	1	1	2	0	0	7	Vermillion	0	0	0	0	0	0	0	1	1	0	0	0	2
Jasper	0	0	0	0	0	0	0	1	1	0	0	0	2	Vigo	0	0	1	0	0	0	4	2	0	6	0	0	13
Jay	0	0	4	0	0	0	1	0	3	5	0	0	13	Wabash	0	0	0	0	0	0	1	0	1	2	4	0	8
Jefferson	0	0	0	0	0	0	0	0	4	5	2	0	11	Warren	0	0	0	0	0	0	0	0	0	0	0	0	0
Jennings	0	0	0	0	0	0	0	0	1	1	1	0	3	Warrick	0	0	0	0	0	0	0	0	1	2	0	0	3
Johnson	0	0	1	0	1	0	1	4	4	9	6	0	26	Washington	0	0	1	0	0	0	1	2	3	3	1	0	11
Knox	0	0	0	0	0	0	0	0	0	0	0	0	0	Wayne	0	0	0	0	0	1	0	0	0	8	0	0	9
Kosciusko	0	0	0	0	0	0	0	0	1	0	0	0	1	Wells	0	0	0	0	0	0	0	1	1	4	2	0	8
LaGrange	0	0	0	0	0	0	0	0	0	1	0	0	1	White	0	0	0	0	0	0	0	0	1	0	0	0	1
Lake	0	0	0	0	1	0	1	3	6	6	0	0	17	Whitley	0	0	1	0	0	0	0	1	1	0	0	0	3
LaPorte	0	0	0	0	0	0	0	3	2	4	0	0	9	Unknown	0	0	0	0	0	0	0	0	0	0	0	0	0
Lawrence	0	0	0	0	0	0	0	1	2	6	0	0	9	Totals	8	8	41	7	9	11	66	90	146	287	116	1	790

Data based on Most Serious Offense and includes only New- and Reccommitments.

Parole violators are not included.

**Other* may include missing, habitual offense, contempt of court, or misdemeanor.

***Unknown* represents offenders who were sentenced to DOC, but County of Commitment data was unavailable.

Source: Prsadm7.pgm

**Indiana Department of Correction
Table 7**

Release Type by County of Commitment - Adult Offenders

August 2019

County	Release Type				Total	County	Release Type				Total
	Parole	Probation	Discharged	CTP			Parole	Probation	Discharged	CTP	
Adams	2	1	0	0	3	Madison	23	15	4	5	47
Allen	22	14	8	9	53	Marion	98	47	26	25	196
Bartholomew	3	0	2	1	6	Marshall	4	0	1	2	7
Benton	0	0	0	0	0	Martin	0	0	1	0	1
Blackford	1	0	0	0	1	Miami	0	2	0	0	2
Boone	2	1	0	0	3	Monroe	1	2	1	0	4
Brown	1	0	0	0	1	Montgomery	4	2	1	0	7
Carroll	3	1	0	0	4	Morgan	7	1	0	0	8
Cass	4	0	0	2	6	Newton	1	3	0	0	4
Clark	7	3	1	0	11	Noble	7	2	2	0	11
Clay	0	2	1	0	3	Ohio	1	3	0	0	4
Clinton	5	2	2	1	10	Orange	0	1	0	0	1
Crawford	0	1	0	0	1	Owen	1	0	0	0	1
Daviess	1	2	0	0	3	Parke	1	0	0	0	1
Dearborn	3	10	1	0	14	Perry	1	1	1	0	3
Decatur	3	1	0	0	4	Pike	1	0	0	0	1
DeKalb	2	1	1	0	4	Porter	4	2	0	0	6
Delaware	7	4	0	0	11	Posey	1	2	0	0	3
Dubois	0	0	0	0	0	Pulaski	1	1	0	0	2
Elkhart	13	11	1	4	29	Putnam	2	1	0	1	4
Fayette	1	0	1	4	6	Randolph	1	0	1	0	2
Floyd	4	3	1	0	8	Ripley	3	2	0	0	5
Fountain	0	0	0	0	0	Rush	2	2	2	1	7
Franklin	1	0	2	0	3	St. Joseph	9	8	1	0	18
Fulton	3	0	0	0	3	Scott	4	4	0	1	9
Gibson	0	1	0	1	2	Shelby	7	1	1	2	11
Grant	5	7	2	1	15	Spencer	2	0	0	0	2
Greene	1	5	0	1	7	Starke	2	0	0	0	2
Hamilton	5	7	2	0	14	Steuben	1	1	0	1	3
Hancock	2	3	1	0	6	Sullivan	0	0	2	0	2
Harrison	3	2	1	0	6	Switzerland	0	0	0	2	2
Hendricks	9	2	0	0	11	Tippecanoe	8	11	1	3	23
Henry	2	5	0	1	8	Tipton	0	0	0	1	1
Howard	7	4	2	1	14	Union	0	0	0	0	0
Huntington	2	7	0	0	9	Vanderburgh	21	4	5	6	36
Jackson	2	2	3	0	7	Vermillion	2	0	0	0	2
Jasper	2	1	0	0	3	Vigo	5	5	0	5	15
Jay	0	0	1	1	2	Wabash	5	4	0	0	9
Jefferson	5	0	2	0	7	Warren	0	1	0	1	2
Jennings	2	0	0	0	2	Warrick	2	0	0	0	2
Johnson	15	9	3	0	27	Washington	1	0	0	1	2
Knox	1	2	0	1	4	Wayne	12	3	4	0	19
Kosciusko	4	3	1	0	8	Wells	2	4	1	1	8
LaGrange	0	1	0	1	2	White	0	0	0	0	0
Lake	10	4	6	5	25	Whitley	2	1	0	0	3
LaPorte	5	4	2	0	11	Unknown	0	0	0	0	0
Lawrence	3	1	1	2	7	Totals	422	263	103	94	882

This data excludes Temporary Moves, Safekeepers, Predispositions, Escapes, Deaths, releases from CTP and releases from Out of State Parole.

*"Unknown" represents offenders who were sentenced to DOC, but County of Commitment data was unavailable.

Source: prisrel7.pgm

Indiana Department of Correction
Table 8
The Number of Department of Correction Offenders
Held in County Jails*
August 26, 2019

<u>County</u>	<u>Adult Male</u>	<u>Adult Female</u>	<u>County</u>	<u>Adult Male</u>	<u>Adult Female</u>	<u>County</u>	<u>Adult Male</u>	<u>Adult Female</u>
Adams	4	0	Hendricks	6	0	Pike	2	0
Allen	11	3	Henry**	0	1	Porter	4	0
Bartholomew	3	0	Howard	0	0	Posey	0	0
Benton	1	0	Huntington	1	0	Pulaski**	0	0
Blackford**	4	2	Jackson	6	0	Putnam**	1	0
Boone	1	1	Jasper	0	0	Randolph	0	0
Brown	0	0	Jay	0	2	Ripley	1	0
Carroll	0	0	Jefferson	2	1	Rush	3	0
Cass	6	0	Jennings	1	0	St. Joseph	4	0
Clark	1	1	Johnson	3	3	Scott	4	0
Clay	4	0	Knox**	0	0	Shelby	0	0
Clinton	10	0	Kosciusko	3	1	Spencer**	4	0
Crawford**	0	0	LaGrange	0	0	Starke	0	0
Daviess	0	0	Lake	13	0	Steuben	0	0
Dearborn	8	1	LaPorte	2	2	Sullivan	1	0
Decatur	2	0	Lawrence	3	0	Switzerland	0	0
DeKalb	1	0	Madison	6	4	Tippecanoe	13	1
Delaware	6	0	Marion	31	2	Tipton	0	0
Dubois	0	1	Marshall	7	4	Union	0	0
Elkhart	11	4	Martin	0	0	Vanderburgh	22	2
Fayette	2	0	Miami	0	0	Vermillion	1	0
Floyd	1	0	Monroe	1	0	Vigo	7	1
Fountain	2	0	Montgomery	1	1	Wabash	0	0
Franklin	0	0	Morgan	3	0	Warren	2	0
Fulton	3	0	Newton	0	0	Warrick	0	0
Gibson	8	0	Noble	2	1	Washington	2	0
Grant	3	2	Ohio	1	0	Wayne	6	2
Greene	1	0	Orange**	0	0	Wells**	2	1
Hamilton	1	0	Owen	1	0	White	1	0
Hancock	1	0	Parke	1	0	Whitley	0	1
Harrison**	0	0	Perry	0	0	Total	269	45

* Data is based on known frequencies reported by the counties; some county data may be missing

** County Jail Substance Abuse Programs

Source: Offender Movement

Indiana Department of Correction
Table 9
Community Transition Program
Average Daily Populations

<u>Month</u>	<u>2015</u>	<u>2016</u>	<u>2017</u>	<u>2018</u>	<u>2019</u>
January	457	518	465	392	382
February	442	480	475	402	379
March	468	492	475	411	372
April	529	518	481	441	376
May	549	499	487	443	396
June	539	469	481	398	379
July	539	491	445	386	393
August	559	496	421	395	336
September	538	509	400	387	
October	564	478	385	384	
November	528	470	389	366	
December	<u>522</u>	<u>461</u>	<u>372</u>	<u>381</u>	
YEARLY AVERAGE	519	490	440	399	377

Source: CTP Database and OIS Warmbody

Indiana Department Of Correction
Table 10
Community Transition Program
August 2019 Release Information (Felony Level A-D)

Total number of offenders eligible to be released =		196
Felony A and B total =	143	
Felony C total =	45	
Felony D total =	5	
Murder =	3	
Total number of offenders transitioned to counties for CTP =		28
By default (lack of response from judge)		
Felony A or B =	0	
Felony C =	3	
Felony D =	1	
By approval by court order from judge		
Felony A or B =	19	
Felony C =	5	
Felony D =	0	
Murder =	0	
Total number of offenders transitioned to counties then returned to DOC due to refusal (court ordered denial upon receipt of offender) =		0
Total number of court ordered denials =		108
Felony A or B =	72	
Felony C =	32	
Felony D =	3	
Murder =	1	
Total number of Felony A or B, or Murder denials by default (no response from judge) =		40
Total number of offenders who became ineligible after eligibility determined but prior to CTP commencement date (reasons include change in Earliest Possible Release Date, change in warrant status, released to probation or to parole, other miscellaneous) =		20
Felony A or B =	14	
Felony C =	5	
Felony D =	1	
Murder =	0	

Source: SAS - CTP2 Adms

Indiana Department Of Correction
Table 10
Community Transition Program
August 2019 Release Information (Felony Level 1-6)

Total number of offenders eligible to be released =		280
Felony 1 and 2 total =	7	
Felony 3 and 4 total =	99	
Felony 5 and 6 total =	174	
Total number of offenders transitioned to counties for CTP =		68
By default (lack of response from judge)		
Felony 1 and 2 total =	0	
Felony 3 and 4 total =	0	
Felony 5 and 6 total =	12	
By approval by court order from judge		
Felony 1 and 2 total =	5	
Felony 3 and 4 total =	28	
Felony 5 and 6 total =	23	
Total number of offenders transitioned to counties then returned to DOC due to refusal (court ordered denial upon receipt of offender) =		0
Total number of court ordered denials =		150
Felony 1 and 2 total =	2	
Felony 3 and 4 total =	45	
Felony 5 and 6 total =	103	
Total number of Felony 1 or 2 denials by default (no response from judge) =		0
Total number of offenders who became ineligible after eligibility determined but prior to CTP commencement date (reasons include change in Earliest Possible Release Date, change in warrant status, released to probation or to parole, other miscellaneous) =		41
Felony 1 and 2 total =	0	
Felony 3 and 4 total =	6	
Felony 5 and 6 total =	35	

Source: SAS - CTP2 Adms

Indiana Department of Correction
Table 11
Total Number of Felony Offenses
Committed to the Indiana Department of Correction

August 2019

Felony Level	Primary Offense	Secondary Offense	Jul-19		This Calendar Year	
			SEX		SEX	
			F	M	F	M
A Felony	Burglary (35-43-2-1)		-	2	-	5
	Child Molesting (35-42-4-3)		-	3	1	31
	Criminal Deviate Conduct (35-42-4-2)		-	1	-	1
	Dealing Cocaine or Narcotic Drug (35-48-4-1)		-	2	1	23
	Dealing Methamphetamine (35-48-4-1.1)		-	-	5	2
	Dealing Sched I, II, or III Cntrl Sub (35-48-4-2)		-	1	-	2
	Possession of Cocaine or Narcotic Drug (35-48-4-6)		-	-	-	1
	Rape (35-42-4-1)		-	1	-	2
	Robbery (35-42-5-1)		-	-	-	2
	Voluntary Manslaughter (35-42-1-3)		-	-	-	3
	A Felony Total			0	10	7

Felony Level	Primary Offense	Secondary Offense	Jul-19		This Calendar Year		
			SEX		SEX		
			F	M	F	M	
B Felony	Aggravated Battery (35-42-2-1.5)		-	-	-	3	
	Arson (35-43-1-1)		-	-	-	4	
	Battery (35-42-2-1)		-	-	-	3	
	Burglary (35-43-2-1)		-	14	9	97	
	Carjacking (35-42-5-2)		-	1	-	2	
	Child Molesting (35-42-4-3)		-	2	-	14	
	Criminal Confinement (35-42-3-3)		-	1	-	3	
	Criminal Deviate Conduct (35-42-4-2)		-	1	-	2	
	Dealing Cocaine or Narcotic Drug (35-48-4-1)		2	6	6	62	
	Dealing Methamphetamine (35-48-4-1.1)		4	5	18	55	
	Dealing Sched I, II, or III Cntrl Sub (35-48-4-2)		3	3	21	25	
	Dealing Sched IV Cntrl Sub (35-48-4-3)		-	-	-	1	
	Felon in Possession of a Firearm (35-47-4-5)		-	1	1	9	
	Incest (35-46-1-3)		-	-	-	3	
	Neglect of a Dependent (35-46-1-4)		1	-	2	2	
	Operating Vehicle Intoxicated/Death (9-30-5-5)		-	-	-	2	
	Possession Methamphetamine (35-48-4-6.1)		-	-	1	4	
	Possession of Cocaine or Narcotic Drug (35-48-4-6)		-	-	2	3	
	Prisoner Poss. Dang Device/Material (35-44-3-9.5)		-	-	-	1	
	Rape (35-42-4-1)		-	-	-	4	
	Robbery (35-42-5-1)		-	2	4	50	
	Sexual Misconduct with a Minor (35-42-4-9)		-	7	-	17	
	B Felony Total			10	43	64	366

Felony Level	Primary Offense	Secondary Offense	Jul-19		This Calendar Year		
			SEX		SEX		
			F	M	F	M	
C Felony	Battery (35-42-2-1)		-	-	-	10	
	Burglary (35-43-2-1)		-	3	-	44	
	Child Exploitation (35-42-4-4)		-	-	-	1	
	Child Molesting (35-42-4-3)		-	3	-	42	
	Conspiracy (35-41-5-2)	Burglary (35-43-2-1)	-	-	-	3	
	Corrupt Business Influence (35-45-6-2)		-	-	-	4	
	Criminal Recklessness (35-42-2-2)		-	-	1	3	
	Dangerous Control of a Handgun (35-47-10-6)		-	-	-	1	
	Dealing Cocaine or Narcotic Drug (35-48-4-1)		-	-	-	1	
	Dealing Marijuana, Hash Oil, or Hashish (35-48-4-10)		-	-	-	2	
	Dealing Sched IV Controlled Substance (35-48-4-3)		-	2	1	3	
	Driving After Forfeiture (9-12-3-2)		-	-	-	1	
	Escape/Failure to Return (35-44-3-5)		-	-	-	1	
	Failure to Register as a Sex Offender (11-8-8-17)		-	-	-	2	
	Firearm w/in One Mile of School (35-47-2-1)		-	-	-	2	
	Forgery (35-43-5-2)		-	2	4	26	
	Fraud on Financial Institution (35-43-5-8)		-	-	-	3	
	Handgun Violation (35-47-2-7)		-	-	-	3	
	Incest (35-46-1-3)		-	-	-	1	
	Intimidation (35-45-2-1)		-	-	-	1	
	Neglect of a Dependent (35-46-1-4)		-	-	2	2	
	Non-Support of Dependent Child (35-46-1-5)		-	-	1	38	
	Oper Veh Intox Prev Conv (9-30-5-2)		-	-	1	-	
	Operating Vehicle w/Lifetime Suspension (9-30-10-17)		-	-	-	7	
	Operating Vehicle-Habitual Violation (9-30-10-16)		-	-	-	2	
	Possession Methamphetamine (35-48-4-6.1)		-	-	1	2	
	Possession of Cocaine or Narcotic Drug (35-48-4-6)		-	-	1	4	
	Possession of Controlled Substance (35-48-4-7)		1	-	2	1	
	Possession of Precursors (35-48-4-14.5)		-	-	-	2	
	Robbery (35-42-5-1)		-	1	1	15	
	Sexual Misconduct with a Minor (35-42-4-9)		-	-	-	8	
	Trafficking with an Inmate (35-44-3-9)		-	-	-	1	
	Welfare Fraud (35-43-5-7)		-	-	3	-	
	C Felony Total			1	11	18	236

Felony Level	Primary Offense	Secondary Offense	Jul-19		This Calendar Year	
			SEX		SEX	
			F	M	F	M
D Felony	Assisting a Criminal (35-44-3-2)		1	-	1	-
	Attempt to Commit a Felony (35-41-5-1)	Theft, Receiving Stolen Property (35-43-4-2)	-	-	-	1
	Auto Theft, Receiving Stolen Parts (35-43-4-2.5)		-	-	-	6
	Battery (35-42-2-1)		-	-	1	2
	Battery by Bodily Waste (35-42-2-6)		-	-	3	1
	Check Fraud (35-43-5-12)		-	-	1	2
	Child Exploitation (35-42-4-4)		-	2	-	2
	Child Pornography (35-42-4-4)		-	-	-	1
	Criminal Confinement (35-42-3-3)		-	-	-	2
	Criminal Mischief (35-43-1-2)		-	-	1	-
	Criminal Recklessness (35-42-2-2)		-	-	1	5
	Dealing Marijuana, Hash Oil, or Hashish (35-48-4-10)		-	-	-	1
	Dealing/Poss. Look-Alike Subs (35-48-4-11.5)		-	-	1	-
	Domestic Battery (35-42-2-1.3)		-	-	-	1
	Driving While Intoxicated/Injury (9-11-2-4)		-	-	-	2
	Driving While Suspended/Oper Veh HTV (9-30-10-16)		-	-	2	4
	Exploit Endangered Adult (35-46-1-12)		-	-	-	1
	Fail to Stop Accident w/Injury (9-26-1-1)		-	-	1	2
	Failure to Appear (35-44-3-6)		-	-	-	1
	Failure to Register as a Sex Offender (11-8-8-17)		-	-	-	1
	Failure to Return to Lawful Detention (35-44-3-5)		-	-	-	4
	Fraud (35-43-5-4)		-	-	-	1
	Identity Deception (35-43-5-3.5)		-	-	-	1
	Intimidation (35-45-2-1)		-	-	2	1
	Involuntary Manslaughter (35-42-1-4)		-	-	-	1
	Maintaining a Common Nuisance (35-48-4-13)		-	-	2	5
	Neglect of a Dependent (35-46-1-4)		-	-	-	1
	Non-Support of a Child (35-46-1-5)		-	6	1	17
	Obstruction of Justice (35-44-3-4)		-	-	1	-
	Operating Vehicle Intox-Prior (9-30-5-3)		1	-	2	5
	Operating Vehicle Intoxicated-Endanger (9-30-5-2)		-	-	-	2
	Poss. of Marijuana, Hash Oil, or Hashish (35-48-4-11)		-	2	1	6
	Possession - Syringe/Needle (16-42-19-18)		-	-	2	-
	Possession of Cocaine or Narcotic Drug (35-48-4-6)		-	1	3	8
	Possession of Controlled Substance (35-48-4-7)		1	-	3	8
	Possession of Meth(35-48-4-6.1)		-	-	2	5
	Possession of Precursors (35-48-4-14.5)		-	-	-	3
	Possession/Use of Legend Drug (16-42-19-13)		-	-	1	-
	Residential Entry (35-43-2-1.5)		-	-	1	1
	Resisting Law Enforcement (35-44-3-3)		-	1	1	11
	Sexual Battery (35-42-4-8)		-	-	-	6
	Sexual Misconduct with a Minor (35-42-4-9)		-	-	-	2
	Strangulation (35-42-2-9)		-	1	-	2
	Theft, Receiving Stolen Property (35-43-4-2)		-	6	6	59
	Vicarious Sexual Gratification (35-42-4-5)		-	-	-	1
	Welfare Fraud (35-43-5-7)		-	-	-	4
D Felony Total			3	19	40	189

Felony Level	Primary Offense	Secondary Offense	Jul-19		This Calendar Year	
			SEX		SEX	
			F	M	F	M
Level 1 Felony	Aggravated Battery (35-42-2-1.5)		-	1	-	3
	Attempted Murder (35-42-1-1(1))		-	1	-	1
	Attempt to Commit a Felony (35-41-5-1)	Murder (35-42-1-1)	-	3	2	24
	Burglary (35-43-2-1)		-	-	-	4
	Child Molesting (35-42-4-3)		-	10	2	95
	Criminal Gang Enhancement (35-50-2-15)		-	-	-	1
	Firearm Enhancement (35-50-2-11)		-	-	-	1
	Neglect of a Dependent/Death (35-46-1-4)		1	-	3	3
	Rape (35-42-4-1)		-	-	-	8
	Sex Misconduct w/ Minor (35-42-4-9)		-	-	-	2
Level 1 Felony Total			1	15	7	142

Felony Level	Primary Offense	Secondary Offense	Jul-19		This Calendar Year	
			SEX		SEX	
			F	M	F	M
Level 2 Felony	Aiding, Inducing or Causing an Offense (35-41-2-4)	Dealing Cocaine or Narcotic Drug (35-48-4-1)	-	-	1	-
		Robbery (35-42-5-1)	-	-	-	1
	Arson (35-43-1-1)		-	-	1	-
	Attempt to Commit a Felony (35-41-5-1)	Robbery (35-42-5-1)	-	-	2	4
		Voluntary Manslaughter (35-42-1-3)	-	-	-	1
	Battery (35-42-2-1)		-	-	-	3
	Burglary (35-43-2-1)		-	5	2	14
	Child Molesting (35-42-4-3)		-	-	-	2
	Conspiracy (35-41-5-2)	Burglary (35-43-2-1)	-	-	-	4
		Dealing Methamphetamine (35-48-4-1.1)	-	2	-	4
		Robbery (35-42-5-1)	-	-	2	-
	Criminal Confinement (35-42-3-3)		-	2	1	2
	Dealing Cocaine or Narcotic Drug (35-48-4-1)		1	11	7	78
	Dealing Methamphetamine (35-48-4-1.1)		13	31	50	142
	Dealing Sched I, II, or III Cntrlrd Sub (35-48-4-2)		-	1	-	4
	Dom. Batt. Rslt in Dth of a Minor under 14 (35-42-2-1.3A)		-	-	-	1
	Manufacturing Methamphetamine (35-42-4-5)		-	-	-	1
	Resisting Law Enforcement (35-44-1-3-1)		-	-	-	1
	Robbery (35-42-5-1)		-	5	4	20
	Voluntary Manslaughter (35-42-1-3)		1	5	3	16
Level 2 Felony Total			15	62	73	298

Felony Level	Primary Offense	Secondary Offense	Jul-19		This Calendar Year		
			SEX		SEX		
			F	M	F	M	
Level 3 Felony	Accident/Failure to Stop-Serious Inj/Death (9-26-1-1)		-	-	-	3	
	Aggravated Battery (35-42-2-1.5)		-	10	5	68	
		Firearm Enhancement (35-50-2-11)	-	-	-	1	
	Aiding, Inducing or Causing an Offense (35-41-2-4)		Aggravated Battery (35-42-2-1.5)	-	-	-	1
			Dealing Methamphetamine (35-48-4-1.1)	-	-	1	1
			Robbery (35-42-5-1)	-	1	1	5
	Arson (35-43-1-1)		-	-	-	1	
	Attempt to Commit a Felony (35-41-5-1)		Aggravated Battery (35-42-2-1.5)	-	-	-	3
			Kidnapping (35-42-3-2)	-	-	-	1
			Rape (35-42-4-1)	-	-	-	4
		Robbery (35-42-5-1)	-	-	1	6	
	Battery (35-42-2-1)		-	1	1	8	
	Burglary (35-43-2-1)		-	1	2	11	
	Child Molesting (35-42-4-3)		-	4	-	26	
	Conspiracy (35-41-5-2)		Burglary (35-43-2-1)	-	-	-	1
			Dealing Methamphetamine (35-48-4-1.1)	1	-	1	2
			Robbery (35-42-5-1)	-	-	-	3
	Criminal Confinement (35-42-3-3)		-	6	2	33	
	Dealing Cocaine or Narcotic Drug (35-48-4-1)		1	6	9	70	
	Dealing Methamphetamine (35-48-4-1.1)		5	19	31	105	
	Dealing Sched I, II, or III Cntrld Sub (35-48-4-2)		1	3	6	7	
	Dealing Sched IV Cntrld Sub (35-48-4-3)		-	-	-	3	
	Disarm/Attempt to Disarm an Officer (35-44.1-3-2)		-	1	-	1	
	Domestic Battery SBI Under 14 (35-42-2-1.3A)		-	-	-	2	
	Kidnapping (35-42-3-2)		-	1	-	11	
	Manufacturing Meth (35-48-4-1.2)		-	-	-	2	
	Neglect of a Dependent/Death (35-46-1-4)		3	2	13	8	
	Possession of Cocaine or Narcotic Drug (35-48-4-6)		-	1	2	9	
	Possession of Meth (35-48-4-6.1)		4	6	15	41	
	Rape (35-42-4-1)		-	8	-	34	
	Robbery (35-42-5-1)		2	32	28	258	
	Vicarious Sexual Gratification (35-42-4-5)		-	-	-	1	
	Level 3 Felony Total			17	102	118	730

Felony Level	Primary Offense	Secondary Offense	Jul-19		This Calendar Year		
			SEX		SEX		
			F	M	F	M	
Level 4 Felony	Aiding, Inducing or Causing an Offense (35-41-2-4)	Burglary (35-43-2-1)	-	1	-	2	
		Conspiracy (35-41-5-2)	-	-	-	1	
		Dealing Cocaine or Narcotic Drug (35-48-4-1)	-	-	-	1	
		Dealing Methamphetamine (35-48-4-1.1)	-	-	2	2	
		Possession of Meth (35-48-4-6.1)	-	-	1	-	
	Arson (35-43-1-1)		2	2	5	23	
	Attempt to Commit a Felony (35-41-5-1)		Burglary (35-43-2-1)	-	-	-	1
			Child Molesting (35-42-4-3)	-	-	-	1
			Conspiracy (35-41-5-2)	-	-	-	1
		Pharmacy Robbery (35-45-5-1B)	-	-	-	1	
	Battery (35-42-2-1)		-	-	-	1	
	Burglary (35-43-2-1)		6	34	39	266	
	Child Exploitation (35-42-4-4)		-	1	-	6	
	Child Molesting (35-42-4-3)		-	15	1	120	
	Child Solicitation (35-42-4-6)		-	-	-	3	
	Conspiracy (35-41-5-2)		Burglary (35-43-2-1)	-	-	-	2
			Conspiracy (35-41-5-2)	-	-	-	2
			Dealing Cocaine or Narcotic Drug (35-48-4-1)	-	-	2	-
		Dealing Methamphetamine (35-48-4-1.1)	1	-	3	1	
	Dealing Cocaine or Narcotic Drug (35-48-4-1)		4	6	22	67	
	Dealing Methamphetamine (35-48-4-1.1)		9	28	58	159	
	Dealing Sched I, II, or III Cntrld Sub (35-48-4-2)		-	1	5	7	
	Dealing Sched IV Controlled Substance (35-48-4-3)		-	-	-	3	
	Escape 35-44.1-3-4		-	-	-	1	
	Felon in Possession of a Firearm (35-47-4-5)		2	36	8	230	
	Human Sexual Trafficking (35-42-3.5-1)		-	-	-	1	
	Incest (35-46-1-3)		-	-	-	4	
	Manufacturing Meth (35-48-4-1.2)		1	2	2	5	
	Operating Vehicle Intoxicated/Death (9-30-5-5)		1	1	5	10	
	Pharmacy Robbery (35-42-5-1(b))		-	-	1	2	
	Possession of Cocaine or Narcotic Drug (35-48-4-6)		-	2	3	21	
	Possession of Dangerous Device (35-44.1-3-7)		-	1	-	1	
	Possession of Meth (35-48-4-6.1)		4	10	24	69	
Promoting Prostitution, under 18 (35-45-4-4)		1	-	1	-		
Sexual Battery (35-42-4-8)		-	-	-	2		
Sexual Misconduct with a Minor (35-42-4-9)		-	4	4	42		
Stalking (35-45-10-5)		-	-	-	2		
Vicarious Sexual Gratification (35-42-4-5)		-	-	-	7		
Level 4 Felony Total			31	144	186	1067	

Felony Level	Primary Offense	Secondary Offense	Jul-19		This Calendar Year	
			SEX		SEX	
			F	M	F	M
Level 5 Felony	Accident/Failure to Stop-Serious Inj/Death (9-26-1-8)		-	-	-	1
	Aiding, Inducing or Causing an Offense (35-41-2-4)	Assisting a Criminal (35-44.1-2-5)	-	-	1	-
		Burglary (35-43-2-1)	-	-	1	3
		Dealing Cocaine or Narcotic Drug (35-48-4-1)	-	-	1	1
	Dealing Methamphetamine (35-48-4-1.1)	-	-	1	-	

Felony Level	Primary Offense	Secondary Offense	Jul-19		This Calendar Year		
			SEX		SEX		
			F	M	F	M	
Level 5 Felony (cont'd)		Dealing in Methamphetamine (35-48-4-1.1)	-	-	1	1	
		Escape (35-44.1-3-4)	-	-	1	-	
		Robbery (35-42-5-1)	-	-	-	4	
		Trafficking with an Inmate (35-44.1-3-5)	-	-	-	2	
	Assisting a Criminal (35-44.1-2-5)		-	-	1	9	
	Attempt to Commit a Felony (35-41-5-1)	Battery (35-42-2-1)	-	1	2	7	
		Burglary (35-43-2-1)	-	1	-	4	
		Dealing in Methamphetamine (35-48-4-1.1)	-	1	-	1	
		Escape (35-44.1-3-4)	-	1	-	3	
		Fraud on Financial Institution (35-43-5-8)	-	-	1	3	
		Kidnapping (35-42-3-2)	-	-	-	2	
		Robbery (35-42-5-1)	-	1	-	6	
	Auto Theft, Receiving Stolen Parts (35-43-4-2.5)		-	2	-	12	
	Battery (35-42-2-1)		4	34	53	286	
	Bribery (35-44.1-1-2)		1	-	2	2	
	Burglary (35-43-2-1)		4	42	27	277	
	Child Exploitation (35-42-4-4)		-	2	1	26	
	Child Pornography (35-42-4-4(C))		2	2	2	11	
	Child Possession of a Firearm (35-47-10-5)		-	4	-	7	
	Child Seduction (35-42-4-7)		-	2	-	6	
	Child Solicitation (35-42-4-6)		-	-	2	21	
	Conspiracy (35-41-5-2)	Burglary (35-43-2-1)	-	-	-	2	
		Child Exploitation (35-42-4-4)	1	1	1	2	
		Criminal Confinement (35-42-3-3)	1	-	1	-	
		Dealing Cocaine or Narcotic Drug (35-48-4-1)	-	1	2	3	
		Dealing in Methamphetamine (35-48-4-1.1)	-	1	-	2	
		Fraud on Financial Institution (35-43-5-8)	-	-	1	2	
		Robbery (35-42-5-1)	-	-	-	4	
		Trafficking with an Inmate (35-44.1-3-5)	2	-	2	3	
	Contrib. to the Delinquency of a Minor(35-46-1-8)		-	-	1	-	
	Conversion (35-43-4-3)		-	-	1	1	
	Corrupt Business Influence (35-45-6-2)		-	1	5	14	
	Criminal Confinement (35-42-3-3)		-	6	-	48	
	Criminal Gang Enhancement (35-50-2-15)		-	-	-	1	
	Criminal Recklessness (35-42-2-2)		-	5	3	34	
	Dangerous Control of a Handgun (35-47-10-6)		-	-	-	1	
	Dealing Cocaine or Narcotic Drug (35-48-4-1)		3	8	29	97	
	Dealing Marijuana, Hash Oil, or Hashish (35-48-4-10)		-	-	-	11	
	Dealing Methamphetamine (35-48-4-1.1)		9	27	53	187	
	Dealing Sched I, II, or III Cntrl'd Sub (35-48-4-2)		-	1	5	11	
	Dealing Sched IV Cntrl'd Sub (35-48-4-3)		-	1	1	7	
	Dealing in Methamphetamine (35-48-4-1.1)		7	15	45	134	
	Dealing/Poss. Look-Alike Subs (35-48-4-6)		1	-	6	11	
	Disarm/Attempt to Disarm an Officer (35-44.1-3-2)		-	-	-	10	
	Domestic Battery (35-42-2-1.3)		1	19	8	125	
	Escape (35-44.1-3-4)		-	6	10	44	
	Fail to Stop Acc Death (9-26-1-1.1)		-	2	-	11	
	Failure to Register as a Sex Offender (11-8-8-17)		-	11	2	82	
	Firearm w/in One Mile of School (35-47-2-1)		5	36	17	235	
	Fraud on Financial Institution (35-43-5-8)		1	1	22	35	
	Incest (35-46-1-3)		-	1	1	1	
	Insurance Fraud (35-43-5-4.5)		-	-	1	-	
	Intimidation (35-45-2-1)		1	9	4	72	
	Involuntary Manslaughter (35-42-1-4)		-	-	-	2	
	Kidnapping (35-42-3-2)		-	-	-	4	
	Manufacture Destruct Device (35-47.5-5-2)		-	-	-	1	
	Neglect of a Dependent/Death (35-46-1-4)		1	4	6	22	
	Non-Support of Dependent Child (35-46-1-5)		-	2	3	11	
	Obliterating Handgun I.D. (35-47-2-18)		-	2	1	16	
	Obstruction of Justice (35-44.1-2-2)		-	1	-	9	
	Oper Veh Aft Life Susp (9-30-10-17)		4	21	12	162	
	Operating Veh while Intoxicated (9-30-5-2)		-	-	-	1	
	Operating Vehicle Intoxicated-Contrlld Sub (9-30-5-1)		-	-	-	3	
		Habitual Offender Controlled Substance (35-50-2-10)	-	-	-	1	
	Operating Vehicle Intoxicated/Death (9-30-5-5)		-	1	-	7	
	Operating Vehicle Intoxicated/Injury (9-30-5-4)		-	-	-	3	
	Possession - Destruct Device (35-47.5-5-2)		-	-	-	1	
	Possession of Cocaine or Narcotic Drug 35-48-4-6		1	11	13	74	
	Possession of Dangerous Device (35-44.1-3-7)		-	1	-	3	
	Possession of Precursors (35-48-4-14.5)		-	-	1	1	
	Possession of Syringes or Needles (16-42-19-18)		1	1	4	6	
	Possession/Use of Legend Drug (16-42-19-13)		-	-	2	1	
	Promoting Prostitution (35-45-4-4)		-	-	-	1	
	Prov Gun to Inel Per (35-47-2.5-16)		-	-	-	1	
	Reckless Homicide (35-42-1-5)		-	4	2	13	
	Resisting Law Enforcement (35-44.1-3-1)		-	-	-	3	
	Robbery (35-42-5-1)		1	15	8	141	
	Sexual Misconduct with a Minor (35-42-4-9)		-	4	2	55	
	Stalking (35-45-10-5)		-	1	1	18	
	Strangulation (35-42-2-9)		-	-	-	2	
	Theft, Receiving Stolen Property (35-43-4-2)		-	5	6	41	
	Trafficking with an Inmate (35-44.1-3-5)		3	1	16	21	
	Vicarious Sexual Gratification (35-42-4-5)		-	-	-	3	
	Level 5 Felony Total			54	319	395	2512

Felony Level	Primary Offense	Secondary Offense	Jul-19		This Calendar Year	
			SEX		SEX	
			F	M	F	M
Level 6 Felony	Abuse of a Corpse (35-45-11-2)		-	-	-	1
	Accident/Failure to Stop-Serious Inj/Death (9-26-1-8)		-	-	-	1
	Aiding in Manufacture of Sch II Cont Subst (35-48-4-2)		-	-	1	2
	Aiding, Inducing or Causing an Offense (35-41-2-4)	Theft, Receiving Stolen Property (35-43-4-2)	-	1	-	4
	Arson (35-43-1-1)		-	-	-	3
	Assisting a Criminal (35-44.1-2-5)		-	-	2	2
	Attempt to Commit a Felony (35-41-5-1)	Attempted/Obstruction of Justice (35-41-5-1)	-	-	1	-
		Battery (35-42-2-1)	-	-	-	1
		Residential Entry (35-43-2-1.5)	-	-	-	1
	Auto Theft, Receiving Stolen Parts (35-43-4-2.5)		1	7	7	75
	Battery 35-42-2-1		2	5	12	61
	Cheating at Gambling (4-33-10-2)		-	-	-	1
	Check Deception (35-43-5-5)		-	-	-	1
	Check Fraud (35-43-5-12)		-	-	1	-
	Child Exploitation (35-42-4-4)		-	1	-	3
	Conspiracy (35-41-5-2)	Attempted/Obstruction of Justice (35-41-5-1)	-	-	-	1
		Dealing in Sched I,II,III Substance (35-41-5-2)	-	-	1	1
	Controlled Substance Registration (35-48-4-14)		-	-	2	-
	Criminal Confinement (35-42-3-3)		-	1	-	19
	Criminal Confinement (35-42-3-3)		2	17	6	103
	Criminal Gang Enhancement (35-50-2-15)		-	-	-	2
	Criminal Mischief (35-43-1-2)		-	-	3	2
	Criminal Recklessness (35-42-2-2)		-	3	5	32
	Criminal Trespass (35-43-2-2)		-	-	-	1
	Damage Orig/Spec ID (35-43-6.5-1)		-	-	-	2
	Danger Comm Dis Carrier Int Fail to Warn (35-45-21-3)		-	-	1	-
	Dealing Marijuana, Hash Oil, or Hashish (35-48-4-10)		-	1	2	18
	Dealing Sched I, II, or III Cntrld Sub (35-48-4-2(A))		-	-	-	2
	Dealing Subs. Represent as Cntrld Subs. (35-48-4-4.5)		-	-	1	6
	Dealing/Poss. Look-Alike Subs (35-48-4-10.5)		-	1	-	7
	Dealing/Poss. Look-Alike Subs (35-48-4-11.5)		-	5	-	16
	Dissemination of Matter Harmful to Minor (35-49-3-3)		-	1	1	4
	Escape 35-44.1-3-4		5	25	46	167
	Fail to Reg Sex Off (11-8-8-17)		-	-	1	12
	Failure to Appear (35-44.1-2-9)		-	-	3	5
	Failure to Return to Acc Result Serious Inj (9-26-1-1(2))		-	-	-	1
	Falsification of record (4-33-10-2)		-	-	1	-
	Forgery, Counterfeiting, Application Fraud (35-43-5-2)		-	1	18	53
	Habitual Offender (35-50-2-8)		-	-	1	-
	Habitual Veh Subst Offender Enhance (9-30-15.5-2)		-	-	2	1
	Identity Deception (35-43-5-3.5)		-	1	2	5
	Impersonation of a Public Servant (35-44-2-3)		-	-	-	1
	Insurance Fraud (35-43-5-4.5)		2	-	13	13
	Intimidation (35-45-2-1)		-	6	1	50
	Invasion of Privacy (35-46-1-15.1)		-	3	-	26
	Kidnapping (35-42-3-2)		-	-	-	1
	Leaving the Scene of an Accident(9-26-1-1.1)		-	-	-	3
	Maintain Common Nuisance (35-45-2-1(c))		1	4	20	30
	Maintaining Common Nuisance (35-48-4-13)		1	6	2	22
	Make False Sales Document (35-43-5-16)		1	-	1	1
	Money Laundering (35-45-15-5)		-	-	-	1
	Neglect of a Dependent/Death (35-46-1-4)		8	4	25	23
	Non-Support of Dependent Child (35-46-1-5)		-	1	1	8
	Obstruction of Justice (35-44.1-2-2)		-	1	1	15
	Oper Vehicle-Intox-Prev Conv (9-30-5-3)		2	-	6	22
		Habitual Offender Controlled Substance (35-50-2-10)	-	-	1	5
	Operating Vehicle Intoxicated-Cntrld Sub (9-30-5-1)		1	1	1	13
		Habitual Offender (35-50-2-8)	-	-	-	1
		Habitual Offender Controlled Substance (35-50-2-10)	-	1	-	2
	Operating Vehicle Intoxicated-Endanger (9-30-5-2)		1	4	8	31
		Habitual Offender Controlled Substance (35-50-2-10)	2	1	2	5
	Operating Vehicle Intoxicated/Injury (9-30-5-4)		-	-	-	10
		Habitual Offender Controlled Substance (35-50-2-10)	-	-	-	1
	Operating Vehicle-Habitual Violation (9-30-10-16)		-	9	4	46
		Habitual Offender Controlled Substance (35-50-2-10)	-	-	-	1
	Perjury (35-44.1-2-1)		-	-	1	3
	Pointing a Firearm (35-47-4-3)		1	-	2	16
	Poss Paraphernalia (35-48-4-8.3)		-	-	1	-
	Poss Precursors (35-48-4-14.5)		-	-	4	6
	Possession Sched IV Cntrld Sub w/in 1,000 ft (35-48-4-7)		-	-	2	10
	Possession of Child Pornography (35-42-4-4(C))		-	-	-	7
	Possession of Cocaine or Narcotic Drug (35-48-4-6)		14	17	47	97
	Possession of Marijuana (35-48-4-11)		-	-	1	4
	Possession of Meth(35-48-4-6.1)		18	28	113	253
		Habitual Offender (35-50-2-8)	-	-	-	1
	Possession of Syringes or Needles (16-42-19-18)		17	22	90	156
	Possession or Use of Legend Drug (16-42-19-13)		2	3	19	10
	Prostitution (35-45-4-2)		-	-	1	-
	Residential Entry (35-43-2-1.5)		-	5	6	39
	Resisting Law Enforc (35-44.1-3-1)		-	24	13	194
	Sex Offender without Identification (11-8-8-15)		-	-	-	1
	Sexual Battery (35-42-4-8)		-	1	-	10
	Sexual Conduct in Presence of a Minor (35-42-4-5c)		-	1	-	3
	Sexual Misconduct with a Minor (35-42-4-9)		-	-	-	4

Felony Level	Primary Offense	Secondary Offense	Jul-19		This Calendar Year	
			SEX		SEX	
			F	M	F	M
Level 6 Felony (con'td)	Stalking (35-45-10-5)		-	4	-	7
	Strangulation (35-42-2-9)		1	11	1	45
	Synthetic ID Deception (35-43-5-3.8)		-	1	1	7
	Theft, Receiving Stolen Property (35-43-4-2)		14	30	81	297
	Unauthorized Entry of Motor Veh (35-43-4-2.7)		-	1	-	1
	Unlawful Entry by Sex Offender (35-42-4-14)		-	-	-	1
Level 6 Felony Total			96	259	589	2119

Felony Level	Primary Offense	Secondary Offense	Jul-19		This Calendar Year	
			SEX		SEX	
			F	M	F	M
Murder	Murder (35-42-1-1)		1	9	9	78
		Firearm Enhancement (35-50-2-11)	-	-	-	3
Murder Total			1	9	9	81

Felony Level	Primary Offense	Secondary Offense	Jul-19		This Calendar Year	
			SEX		SEX	
			F	M	F	M
Habitual Offender	Habitual Offender (35-50-2-8)		-	-	-	6
	Habitual Offender Controlled Substance (35-50-2-10)		-	-	-	3
Habitual Offender Total			0	0	0	9

Grand Total	Jul-19		This Calendar Year	
	SEX		SEX	
	F	M	F	M
	229	993	1506	7821

Note: Offense data may not be available for all offenders at the time this table was prepared.
Only new commitments and probation violations are reported on this table.
Parole and Community Transition Program violators are excluded on this table.
Source: SAS - all.citations_mso.pgm

Indiana Department of Correction
 Table 12
 Number of New Admissions by Most Serious Offense
 Committed to the Indiana Department of Correction

August 2019

Felony Level	Primary Offense	Secondary Offense	Jul-19		This Calendar Year	
			SEX		SEX	
			F	M	F	M
Level A Felony	Burglary (35-43-2-1)		-	1	-	4
	Child Molesting (35-42-4-3)		-	2	1	18
	Dealing Cocaine or Narcotic Drug (35-48-4-1)		-	2	1	22
	Dealing Methamphetamine (35-48-4-1.1)		-	-	5	2
	Dealing Sched I, II, or III Cntrl Sub (35-48-4-2)		-	1	-	1
	Possession of Cocaine or Narcotic Drug (35-48-4-6)		-	-	-	1
	Rape (35-42-4-1)		-	1	-	1
	Robbery (35-42-5-1)		-	-	-	2
	Voluntary Manslaughter (35-42-1-3)		-	-	-	3
	Level A Felony			0	7	7

Felony Level	Primary Offense	Secondary Offense	Jul-19		This Calendar Year		
			SEX		SEX		
			F	M	F	M	
Level B Felony	Aggravated Battery (35-42-2-1.5)		-	-	-	3	
	Arson (35-43-1-1)		-	-	-	4	
	Battery (35-42-2-1)		-	-	-	3	
	Burglary (35-43-2-1)		-	12	9	77	
	Carjacking (35-42-5-2)		-	1	-	2	
	Child Molesting (35-42-4-3)		-	2	-	11	
	Criminal Confinement (35-42-3-3)		-	1	-	2	
	Criminal Deviate Conduct (35-42-4-2)		-	1	-	2	
	Dealing Cocaine or Narcotic Drug (35-48-4-1)		1	2	4	47	
	Dealing Methamphetamine (35-48-4-1.1)		4	5	18	52	
	Dealing Sched I, II, or III Cntrl Sub (35-48-4-2)		2	3	15	25	
	Dealing Sched IV Cntrl Sub (35-48-4-3)		-	-	-	1	
	Felon in Possession of a Firearm (35-47-4-5)		-	1	1	6	
	Incest (35-46-1-3)		-	-	-	1	
	Neglect of a Dependent (35-46-1-4)		1	-	2	2	
	Operating Vehicle Intoxicated/Death (9-30-5-5)		-	-	-	2	
	Possession Methamphetamine (35-48-4-6.1)		-	-	1	3	
	Possession of Cocaine or Narcotic Drug (35-48-4-6)		-	-	2	2	
	Rape (35-42-4-1)		-	-	-	4	
	Robbery (35-42-5-1)		-	2	1	37	
	Sexual Misconduct with a Minor (35-42-4-9)		-	3	-	10	
	Level B Felony Total			8	33	53	296

Felony Level	Primary Offense	Secondary Offense	Jul-19		This Calendar Year	
			SEX		SEX	
			F	M	F	M
Level C Felony	Battery (35-42-2-1)		-	-	-	7
	Burglary (35-43-2-1)		-	2	-	26
	Child Exploitation (35-42-4-4)		-	-	-	1
	Child Molesting (35-42-4-3)		-	1	-	26
	Corrupt Business Influence (35-45-6-2)		-	-	-	3
	Criminal Recklessness (35-42-2-2)		-	-	1	-
	Dealing Marijuana, Hash Oil, or Hashish (35-48-4-10)		-	-	-	1
	Dealing Sched IV Controlled Substance (35-48-4-3)		-	1	1	2
	Driving After Forfeiture (9-12-3-2)		-	-	-	1
	Failure to Register as a Sex Offender (11-8-8-17)		-	-	-	1
	Firearm w/in One Mile of School (35-47-2-1)		-	-	-	2
	Forgery (35-43-5-2)		-	1	1	19
	Fraud on Financial Institution (35-43-5-8)		-	-	-	2
	Handgun Violation (35-47-2-7)		-	-	-	1
	Incest (35-46-1-3)		-	-	-	1
	Intimidation (35-45-2-1)		-	-	-	1
	Neglect of a Dependent (35-46-1-4)		-	-	1	-
	Non-Support of Dependent Child (35-46-1-5)		-	-	1	27
	Oper Veh Intox Prev Conv (9-30-5-2)		-	-	1	-
	Operating Vehicle w/Lifetime Suspension (9-30-10-17)		-	-	-	6
	Operating Vehicle-Habitual Violation (9-30-10-16)		-	-	-	2
	Possession Methamphetamine (35-48-4-6.1)		-	-	1	2
	Possession of Cocaine or Narcotic Drug (35-48-4-6)		-	-	1	2
	Possession of Controlled Substance (35-48-4-7)		1	-	1	-
	Possession of Precursors (35-48-4-14.5)		-	-	-	2
	Robbery (35-42-5-1)		-	1	1	8
	Sexual Misconduct with a Minor (35-42-4-9)		-	-	-	6
	Trafficking with an Inmate (35-44-3-9)		-	-	-	1
	Welfare Fraud (35-43-5-7)		-	-	3	-
	Level C Felony Total			1	6	13

Felony Level	Primary Offense	Secondary Offense	Jul-19		This Calendar Year	
			SEX		SEX	
			F	M	F	M
Level D Felony	Auto Theft, Receiving Stolen Parts (35-43-4-2.5)		-	-	-	2
	Battery (35-42-2-1)		-	-	1	1
	Check Fraud (35-43-5-12)		-	-	1	-
	Child Exploitation (35-42-4-4)		-	1	-	1
	Criminal Confinement (35-42-3-3)		-	-	-	1
	Criminal Mischief (35-43-1-2)		-	-	1	-
	Dealing/Poss. Look-Alike Subs (35-48-4-11.5)		-	-	1	-
	Driving While Suspended/Oper Veh HTV (9-30-10-16)		-	-	1	3
	Exploit Endangered Adult (35-46-1-12)		-	-	-	1
	Fail to Stop Accident w/Injury (9-26-1-1)		-	-	1	-
	Failure to Return to Lawful Detention (35-44-3-5)		-	-	-	1
	Fraud (35-43-5-4)		-	-	-	1
	Identity Deception (35-43-5-3.5)		-	-	-	1
	Intimidation (35-45-2-1)		-	-	-	1
	Maintaining a Common Nuisance (35-48-4-13)		-	-	2	-
	Neglect of a Dependent (35-46-1-4)		-	-	-	1
	Non-Support of a Child (35-46-1-5)		-	2	-	5
	Operating Vehicle Intox-Prior (9-30-5-3)		1	-	1	3
	Operating Vehicle Intoxicated-Endanger (9-30-5-2)		-	-	-	1
	Poss. of Marijuana, Hash Oil, or Hashish (35-48-4-11)		-	-	-	2
	Possession - Syringe/Needle (16-42-19-18)		-	-	1	-
	Possession of Cocaine or Narcotic Drug (35-48-4-6)		-	1	2	6
	Possession of Controlled Substance (35-48-4-7)		-	-	-	5
	Possession of Meth(35-48-4-6.1)		-	-	2	1
	Possession of Precursors (35-48-4-14.5)		-	-	-	1
	Residential Entry (35-43-2-1.5)		-	-	-	1
	Resisting Law Enforcement (35-44-3-3)		-	-	-	4
	Sexual Battery (35-42-4-8)		-	-	-	4
	Sexual Misconduct with a Minor (35-42-4-9)		-	-	-	1
	Strangulation (35-42-2-9)		-	1	-	1
	Theft, Receiving Stolen Property (35-43-4-2)		-	3	3	26
	Welfare Fraud (35-43-5-7)		-	-	-	2
Level D Felony Total			1	8	17	77

Felony Level	Primary Offense	Secondary Offense	Jul-19		This Calendar Year	
			SEX		SEX	
			F	M	F	M
Level 1 Felony	Aggravated Battery (35-42-2-1.5)		-	1	-	3
	Attempted Murder (35-42-1-1(i))		-	1	-	1
	Attempt to Commit a Felony (35-41-5-1)	Murder (35-42-1-1)	-	2	1	15
	Burglary (35-43-2-1)		-	-	-	4
	Child Molesting (35-42-4-3)		-	6	1	56
	Neglect of a Dependent/Death (35-46-1-4)		1	-	3	2
	Rape (35-42-4-1)		-	-	-	8
	Sex Misconduct w/ Minor (35-42-4-9)		-	-	-	2
Level 1 Felony Total			1	10	5	91

Felony Level	Primary Offense	Secondary Offense	Jul-19		This Calendar Year	
			SEX		SEX	
			F	M	F	M
Level 2 Felony	Aiding, Inducing or Causing an Offense (35-41-2-4)	Dealing Cocaine or Narcotic Drug (35-48-4-1)	-	-	1	-
		Robbery (35-42-5-1)	-	-	-	1
	Arson (35-43-1-1)		-	-	1	-
	Attempt to Commit a Felony (35-41-5-1)	Robbery (35-42-5-1)	-	-	2	4
		Voluntary Manslaughter (35-42-1-3)	-	-	-	1
	Battery (35-42-2-1)		-	-	-	1
	Burglary (35-43-2-1)		-	5	1	13
	Child Molesting (35-42-4-3)		-	-	-	2
	Conspiracy (35-41-5-2)	Burglary (35-43-2-1)	-	-	-	3
		Dealing Methamphetamine (35-48-4-1.1)	-	2	-	3
		Robbery (35-42-5-1)	-	-	2	-
	Criminal Confinement (35-42-3-3)		-	2	1	2
	Dealing Cocaine or Narcotic Drug (35-48-4-1)		1	8	5	61
	Dealing Methamphetamine (35-48-4-1.1)		11	27	42	130
	Dealing Sched I, II, or III Cntrl'd Sub (35-48-4-2)		-	1	-	3
	Dom. Batt. Rslt in Dth of a Minor under 14 (35-42-2-1.3A)		-	-	-	1
	Manufacturing Methamphetamine (35-42-4-5)		-	-	-	1
	Resisting Law Enforcement (35-44-1.3-1)		-	-	-	1
	Robbery (35-42-5-1)		-	3	4	15
	Voluntary Manslaughter (35-42-1-3)		1	5	3	16
Level 2 Felony Total			13	53	62	258

Felony Level	Primary Offense	Secondary Offense	Jul-19		This Calendar Year	
			SEX		SEX	
			F	M	F	M
Level 3 Felony	Accident/Failure to Stop-Serious Inj/Death (9-26-1-1.1)		-	-	-	3
	Aggravated Battery (35-42-2-1.5)		-	9	5	60
	Aiding, Inducing or Causing an Offense (35-41-2-4)	Aggravated Battery (35-42-2-1.5)	-	-	-	1
		Dealing Methamphetamine (35-48-4-1.1)	-	-	1	1
		Robbery (35-42-5-1)	-	1	1	4
	Arson (35-43-1-1)		-	-	-	1
	Attempt to Commit a Felony (35-41-5-1)	Aggravated Battery (35-42-2-1.5)	-	-	-	2
		Kidnapping (35-42-3-2)	-	-	-	1
		Rape (35-42-4-1)	-	-	-	2
		Robbery (35-42-5-1)	-	-	1	5

Felony Level	Primary Offense	Secondary Offense	Jul-19		This Calendar Year	
			SEX		SEX	
			F	M	F	M
Level 3 Felony (con'td)	Battery (35-42-2-1)		-	1	1	7
	Burglary (35-43-2-1)		-	-	2	10
	Child Molesting (35-42-4-3)		-	4	-	23
	Conspiracy (35-41-5-2)	Burglary (35-43-2-1)	-	-	-	1
		Dealing Methamphetamine (35-48-4-1.1)	1	-	1	2
		Robbery (35-42-5-1)	-	-	-	2
	Criminal Confinement (35-42-3-3)		-	2	-	16
	Dealing Cocaine or Narcotic Drug (35-48-4-1)		1	4	6	54
	Dealing Methamphetamine (35-48-4-1.1)		5	17	30	89
	Dealing Sched I, II, or III Cntrld Sub (35-48-4-2)		1	2	5	5
	Dealing Sched IV Cntrld Sub (35-48-4-3)		-	-	-	3
	Disarm/Attempt to Disarm an Officer (35-44.1-3-2)		-	1	-	1
	Domestic Battery SBI Under 14 (35-42-2-1.3A)		-	-	-	2
	Kidnapping (35-42-3-2)		-	-	-	4
	Manufacturing Meth (35-48-4-1.2)		-	-	-	2
	Neglect of a Dependent/Death (35-46-1-4)		2	-	11	5
	Possession of Cocaine or Narcotic Drug (35-48-4-1)		-	1	2	7
	Possession of Meth (35-48-4-6.1)		3	5	11	37
	Rape (35-42-4-1)		-	6	-	25
	Robbery (35-42-5-1)		2	22	18	194
Level 3 Felony Total			15	75	95	569

Felony Level	Primary Offense	Secondary Offense	Jul-19		This Calendar Year	
			SEX		SEX	
			F	M	F	M
Level 4 Felony	Aiding, Inducing or Causing an Offense (35-41-2-4)	Burglary (35-43-2-1)	-	1	-	2
		Dealing Methamphetamine (35-48-4-1.1)	-	-	2	2
		Possession of Meth (35-48-4-6.1)	-	-	1	-
	Arson (35-43-1-1)		1	2	4	21
	Attempt to Commit a Felony (35-41-5-1)	Burglary (35-43-2-1)	-	-	-	1
		Conspiracy (35-41-5-2)	-	-	-	1
		Pharmacy Robbery (35-45-5-1B)	-	-	-	1
	Battery (35-42-2-1)		-	-	-	1
	Burglary (35-43-2-1)		6	32	38	230
	Child Exploitation (35-42-4-4)		-	1	-	4
	Child Molesting (35-42-4-3)		-	11	1	73
	Child Solicitation (35-42-4-6)		-	-	-	3
	Conspiracy (35-41-5-2)	Burglary (35-43-2-1)	-	-	-	1
		Conspiracy (35-41-5-2)	-	-	-	2
		Dealing Cocaine or Narcotic Drug (35-48-4-1)	-	-	1	-
		Dealing Methamphetamine (35-48-4-1.1)	1	-	2	1
	Dealing Cocaine or Narcotic Drug (35-48-4-1)		3	5	15	51
	Dealing Methamphetamine (35-48-4-1.1)		7	25	51	140
	Dealing Sched I, II, or III Cntrld Sub (35-48-4-2)		-	1	5	6
	Dealing Sched IV Controlled Substance (35-48-4-3)		-	-	-	2
	Escape 35-44.1-3-4		-	-	-	1
	Felon in Possession of a Firearm (35-47-4-5)		-	27	5	170
	Human Sexual Trafficking (35-42-3.5-1)		-	-	-	1
	Manufacturing Meth (35-48-4-1.2)		1	1	2	4
	Operating Vehicle Intoxicated/Death (9-30-5-5)		1	1	4	9
	Pharmacy Robbery (35-42-5-1(b))		-	-	1	1
	Possession of Cocaine or Narcotic Drug (35-48-4-1)		-	2	3	18
	Possession of Dangerous Device (35-44.1-3-7)		-	1	-	1
	Possession of Meth (35-48-4-6.1)		4	8	21	56
	Promoting Prostitution, under 18 (35-45-4-4)		1	-	1	-
	Sexual Battery (35-42-4-8)		-	-	-	1
	Sexual Misconduct with a Minor (35-42-4-9)		-	3	4	32
	Stalking (35-45-10-5)		-	-	-	2
	Vicarious Sexual Gratification (35-42-4-5)		-	-	-	1
Level 4 Felony Total			25	121	161	839

Felony Level	Primary Offense	Secondary Offense	Jul-19		This Calendar Year	
			SEX		SEX	
			F	M	F	M
Level 5 Felony	Accident/Failure to Stop-Serious Inj/Death (9-26-1-8)		-	-	-	1
	Aiding, Inducing or Causing an Offense (35-41-2-4)	Assisting a Criminal (35-44.1-2-5)	-	-	1	-
		Burglary (35-43-2-1)	-	-	1	3
		Dealing Cocaine or Narcotic Drug (35-48-4-1)	-	-	-	1
		Dealing in Methamphetamine (35-48-4-1.1)	-	-	1	1
		Escape (35-44.1-3-4)	-	-	1	-
		Robbery (35-42-5-1)	-	-	-	2
		Trafficking with an Inmate (35-44.1-3-5)	-	-	-	2
	Assisting a Criminal (35-44.1-2-5)		-	-	1	7
	Attempt to Commit a Felony (35-41-5-1)	Battery (35-42-2-1)	-	1	2	5
		Burglary (35-43-2-1)	-	1	-	2
		Dealing in Methamphetamine (35-48-4-1.1)	-	1	-	1
		Fraud on Financial Institution (35-43-5-8)	-	-	1	2
		Kidnapping (35-42-3-2)	-	-	-	1
		Robbery (35-42-5-1)	-	1	-	5
	Auto Theft, Receiving Stolen Parts (35-43-4-2.5)		-	2	-	11
	Battery (35-42-2-1)		3	28	43	232
	Bribery (35-44.1-1-2)		1	-	2	2
	Burglary (35-43-2-1)		3	34	22	223
	Child Exploitation (35-42-4-4)		-	1	1	16

Felony Level	Primary Offense	Secondary Offense	Jul-19		This Calendar Year	
			SEX		SEX	
			F	M	F	M
Level 5 Felony (cont'd)	Child Pornography (35-42-4(C))		1	1	1	3
	Child Possession of a Firearm (35-47-10-5)		-	3	-	6
	Child Seduction (35-42-4-7)		-	-	-	3
	Child Solicitation (35-42-4-6)		-	-	2	16
	Conspiracy (35-41-5-2)	Burglary (35-43-2-1)	-	-	-	1
		Child Exploitation (35-42-4-4)	-	1	-	1
		Criminal Confinement (35-42-3-3)	1	-	1	-
		Dealing Cocaine or Narcotic Drug (35-48-4-1)	-	-	2	2
		Dealing in Methamphetamine (35-48-4-1.1)	-	1	-	2
		Fraud on Financial Institution (35-43-5-8)	-	-	-	1
		Robbery (35-42-5-1)	-	-	-	2
		Trafficking with an Inmate (35-44.1-3-5)	2	-	2	2
	Conversion (35-43-4-3)		-	-	1	-
	Corrupt Business Influence (35-45-6-2)		-	-	4	11
	Criminal Confinement (35-42-3-3)		-	5	-	37
	Criminal Recklessness (35-42-2-2)		-	4	1	25
	Dangerous Control of a Handgun (35-47-10-6)		-	-	-	1
	Dealing Cocaine or Narcotic Drug (35-48-4-1)		2	6	22	66
	Dealing Marijuana, Hash Oil, or Hashish (35-48-4-10)		-	-	-	9
	Dealing Methamphetamine (35-48-4-1.1)		7	19	45	142
	Dealing Sched I, II, or III Cntrlrd Sub (35-48-4-2)		-	1	3	7
	Dealing Sched IV Cntrlrd Sub (35-48-4-3)		-	1	1	5
	Dealing in Methamphetamine (35-48-4-1.1)		5	14	34	116
	Dealing/Poss. Look-Alike Subs (35-48-4-4.6)		-	-	4	9
	Disarm/Attempt to Disarm an Officer (35-44.1-3-2)		-	-	-	7
	Domestic Battery (35-42-2-1.3)		1	17	8	110
	Escape (35-44.1-3-4)		-	5	8	33
	Fail to Stop Acc Death (9-26-1-1.1)		-	2	-	9
	Failure to Register as a Sex Offender (11-8-8-17)		-	8	2	66
	Firearm w/in One Mile of School (35-47-2-1)		3	26	14	181
	Fraud on Financial Institution (35-43-5-8)		1	1	13	26
	Incest (35-46-1-3)		-	-	1	-
	Insurance Fraud (35-43-5-4.5)		-	-	1	-
	Intimidation (35-45-2-1)		1	7	3	49
	Involuntary Manslaughter (35-42-1-4)		-	-	-	2
	Kidnapping (35-42-3-2)		-	-	-	3
	Manufacture Destruct Device (35-47.5-5-2)		-	-	-	1
	Neglect of a Dependent/Death (35-46-1-4)		-	3	3	11
	Non-Support of Dependent Child (35-46-1-5)		-	2	2	10
	Obliterating Handgun I.D. (35-47-2-18)		-	1	-	10
	Obstruction of Justice (35-44.1-2-2)		-	1	-	5
	Oper Veh Aft Life Susp (9-30-10-17)		4	19	10	138
	Operating Vehicle Intoxicated-Contrlrd Sub (9-30-5-1)		-	-	-	2
		Habitual Offender Controlled Substance (35-50-2-10)	-	-	-	1
	Operating Vehicle Intoxicated/Death (9-30-5-5)		-	1	-	7
	Operating Vehicle Intoxicated/Injury (9-30-5-4)		-	-	-	3
	Possession - Destruct Device (35-47.5-5-2)		-	-	-	1
	Possession of Cocaine or Narcotic Drug 35-48-4-6		-	7	12	51
	Possession of Dangerous Device (35-44.1-3-7)		-	1	-	2
	Possession of Precursors (35-48-4-14.5)		-	-	1	1
	Possession of Syringes or Needles (16-42-19-18)		1	1	4	5
	Possession/Use of Legend Drug (16-42-19-13)		-	-	2	1
	Prov Gun to Incl Per (35-47-2.5-16)		-	-	-	1
	Reckless Homicide (35-42-1-5)		-	2	2	8
	Resisting Law Enforcement (35-44.1-3-1)		-	-	-	3
	Robbery (35-42-5-1)		1	8	8	102
	Sexual Misconduct with a Minor (35-42-4-9)		-	4	1	35
	Stalking (35-45-10-5)		-	1	1	15
	Strangulation (35-42-2-9)		-	-	-	2
	Theft, Receiving Stolen Property (35-43-4-2)		-	4	6	27
	Trafficking with an Inmate (35-44.1-3-5)		3	1	16	13
	Vicarious Sexual Gratification (35-42-4-5)		-	-	-	1
Level 5 Felony Total			40	247	317	1926

Felony Level	Primary Offense	Secondary Offense	Jul-19		This Calendar Year	
			SEX		SEX	
			F	M	F	M
Level 6 Felony	Aiding in Manufacture of Sch II Cont Subst (35-48-4-2)		-	-	-	1
	Aiding, Inducing or Causing an Offense (35-41-2-4)	Theft, Receiving Stolen Property (35-43-4-2)	-	1	-	1
	Arson (35-43-1-1)		-	-	-	1
	Assisting a Criminal (35-44.1-2-5)		-	-	1	1
	Auto Theft, Receiving Stolen Parts (35-43-4-2.5)		-	3	2	17
	Battery 35-42-2-1		-	3	2	23
	Check Deception (35-43-5-5)		-	-	-	1
	Check Fraud (35-43-5-12)		-	-	1	-
	Conspiracy (35-41-5-2)	Dealing in Sched I,II,III Substance (35-41-5-2)	-	-	-	1
	Controlled Substance Registration (35-48-4-14)		-	-	1	-
	Criminal Confinement (35-42-3-3)		-	1	-	5
	Criminal Confinement (35-42-3-3)		1	5	3	31
	Criminal Recklessness (35-42-2-2)		-	1	-	5
	Damage Orig/Spec ID (35-43-6.5-1)		-	-	-	1
	Dealing Marijuana, Hash Oil, or Hashish (35-48-4-10)		-	-	-	3
	Dealing Subs. Represent as Cntrlrd Subs. (35-48-4-4.5)		-	-	-	1
	Dealing/Poss. Look-Alike Subs (35-48-4-10.5)		-	1	-	3
	Dealing/Poss. Look-Alike Subs (35-48-4-11.5)		-	2	-	6
	Dissemination of Matter Harmful to Minor (35-49-3-3)		-	1	-	2
	Escape 35-44.1-3-4		2	9	16	54
	Fail to Reg Sex Off (11-8-8-17)		-	-	-	5
	Failure to Appear (35-44.1-2-9)		-	-	-	1

Felony Level	Primary Offense	Secondary Offense	Jul-19		This Calendar Year	
			SEX		SEX	
			F	M	F	M
Level 6 Felony (cont'd)	Forgery, Counterfeiting, Application Fraud (35-43-5-2)		-	-	4	18
	Habitual Veh Subst Offender Enhance (9-30-15.5-2)		-	-	1	-
	Identity Deception (35-43-5-3.5)		-	-	1	2
	Insurance Fraud (35-43-5-4.5)		1	-	6	6
	Intimidation (35-45-2-1)		-	2	-	15
	Invasion of Privacy (35-46-1-15.1)		-	1	-	5
	Kidnapping (35-42-3-2)		-	-	-	1
	Maintain Common Nuisance (35-45-2-1(c))		-	-	4	2
	Maintaining Common Nuisance (35-48-4-13)		-	3	1	7
	Make False Sales Document (35-43-5-16)		1	-	1	-
	Neglect of a Dependent/Death (35-46-1-4)		1	-	4	2
	Non-Support of Dependent Child (35-46-1-5)		-	1	-	6
	Obstruction of Justice (35-44.1-2-2)		-	-	-	2
	Oper Vehicle-Intox-Prev Conv (9-30-5-3)		1	-	3	10
		Habitual Offender Controlled Substance (35-50-2-10)	-	-	1	5
	Operating Vehicle Intoxicated-Contrld Sub (9-30-5-1)		-	1	-	6
		Habitual Offender (35-50-2-8)	-	-	-	1
		Habitual Offender Controlled Substance (35-50-2-10)	-	1	-	2
	Operating Vehicle Intoxicated-Endanger (9-30-5-2)		1	2	5	15
		Habitual Offender Controlled Substance (35-50-2-10)	2	1	2	5
	Operating Vehicle Intoxicated/Injury (9-30-5-4)		-	-	-	2
		Habitual Offender Controlled Substance (35-50-2-10)	-	-	-	1
	Operating Vehicle-Habitual Violation (9-30-10-16)		-	1	2	10
		Habitual Offender Controlled Substance (35-50-2-10)	-	-	-	1
	Poss Precursors (35-48-4-14.5)		-	-	-	1
	Possession Sched IV Contrld Sub w/in 1,000 ft (35-48-4-7)		-	-	1	-
	Possession of Cocaine or Narcotic Drug (35-48-4-6)		3	4	12	30
	Possession of Marijuana (35-48-4-11)		-	-	-	2
	Possession of Meth(35-48-4-6.1)		8	14	49	102
	Possession of Syringes or Needles (16-42-19-18)		5	3	22	34
	Possession or Use of Legend Drug (16-42-19-13)		-	1	1	4
	Residential Entry (35-43-2-1.5)		-	3	3	18
	Resisting Law Enforce (35-44.1-3-1)		-	6	2	29
	Sexual Battery (35-42-4-8)		-	-	-	1
	Stalking (35-45-10-5)		-	1	-	3
	Strangulation (35-42-2-9)		1	4	1	9
	Synthetic ID Deception (35-43-5-3.8)		-	-	1	1
	Theft, Receiving Stolen Property (35-43-4-2)		6	7	35	85
	Unlawful Entry by Sex Offender (35-42-4-14)		-	-	-	1
Level 6 Felony Total			33	83	188	607

Felony Level	Primary Offense	Secondary Offense	Jul-19		This Calendar Year	
			SEX		SEX	
			F	M	F	M
Murder	Murder (35-42-1-1)		1	8	8	66
		Firearm Enhancement (35-50-2-11)	-	-	-	3
Murder Total			1	8	8	69

Grand Total	Jul-19		This Calendar Year	
	SEX		SEX	
	F	M	F	M
Grand Total	138	651	926	4936

Note: Offense data may not be available for all offenders at the time this table was prepared.
Only new commitments and probation violations are reported on this table.
Parole and Community Transition Program violators are excluded on this table.
Source: SAS - all.citations_mso.pgm

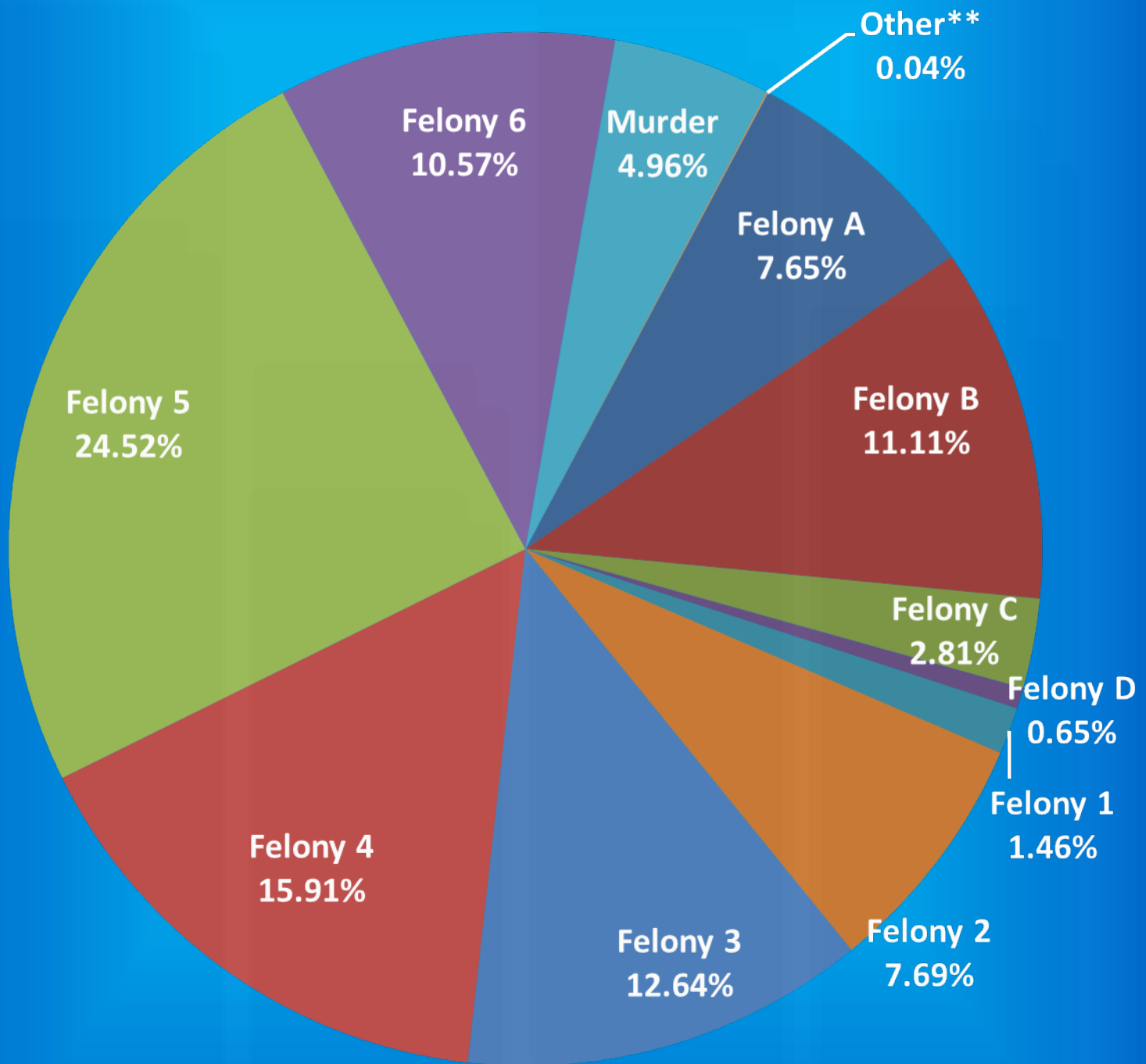
Indiana Department of Correction

Graph A

Female Population by Most Serious Offense Felony Level*

September 01, 2019

N = 2,699



• Includes Offenders Held in County Jails and Contracted Beds

** Other includes Safekeepers, Predispositions, Habitual Offenders, Misdemeanants, and Unknowns

Indiana Department of Correction

Graph B

Average Daily Adult Female Offender Populations
Calendar Year 2019



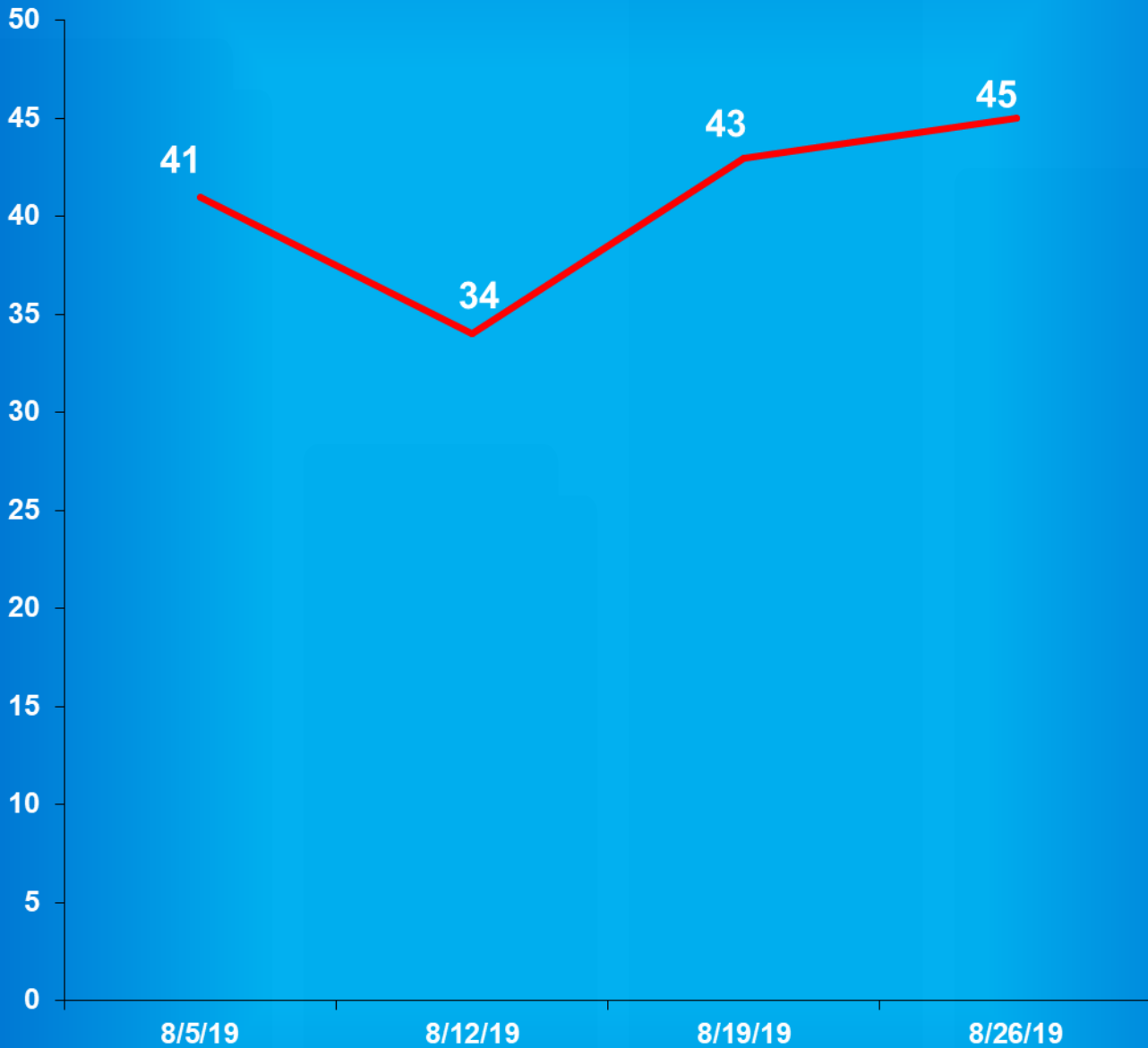
— Includes County Jail/Contract Beds — Excludes County Jail/Contract Beds

Indiana Department of Correction

Graph C

Adult Females Held in County Jails

August 2019



- Offenders held in county jails are newly sentenced offenders with completed court documents who are awaiting transfer to a DOC facility.

- Jail counts are a dynamic number that are affected by a variety of factors, including; sentencing trends, available DOC beds, and intake process completion.

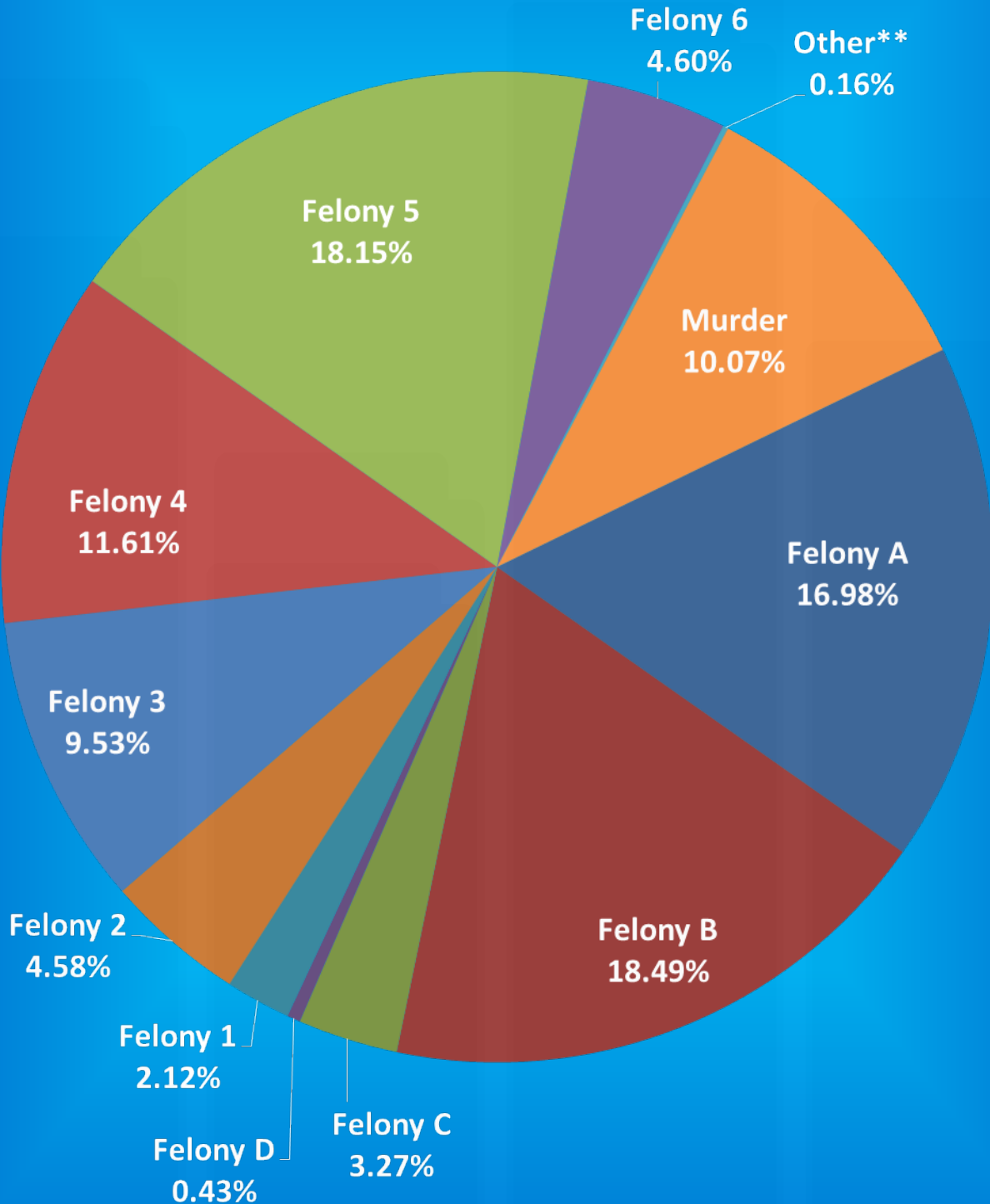
Indiana Department of Correction

Graph D

Male Population by Most Serious Offense Felony Level*

September 01, 2019

N = 24,618



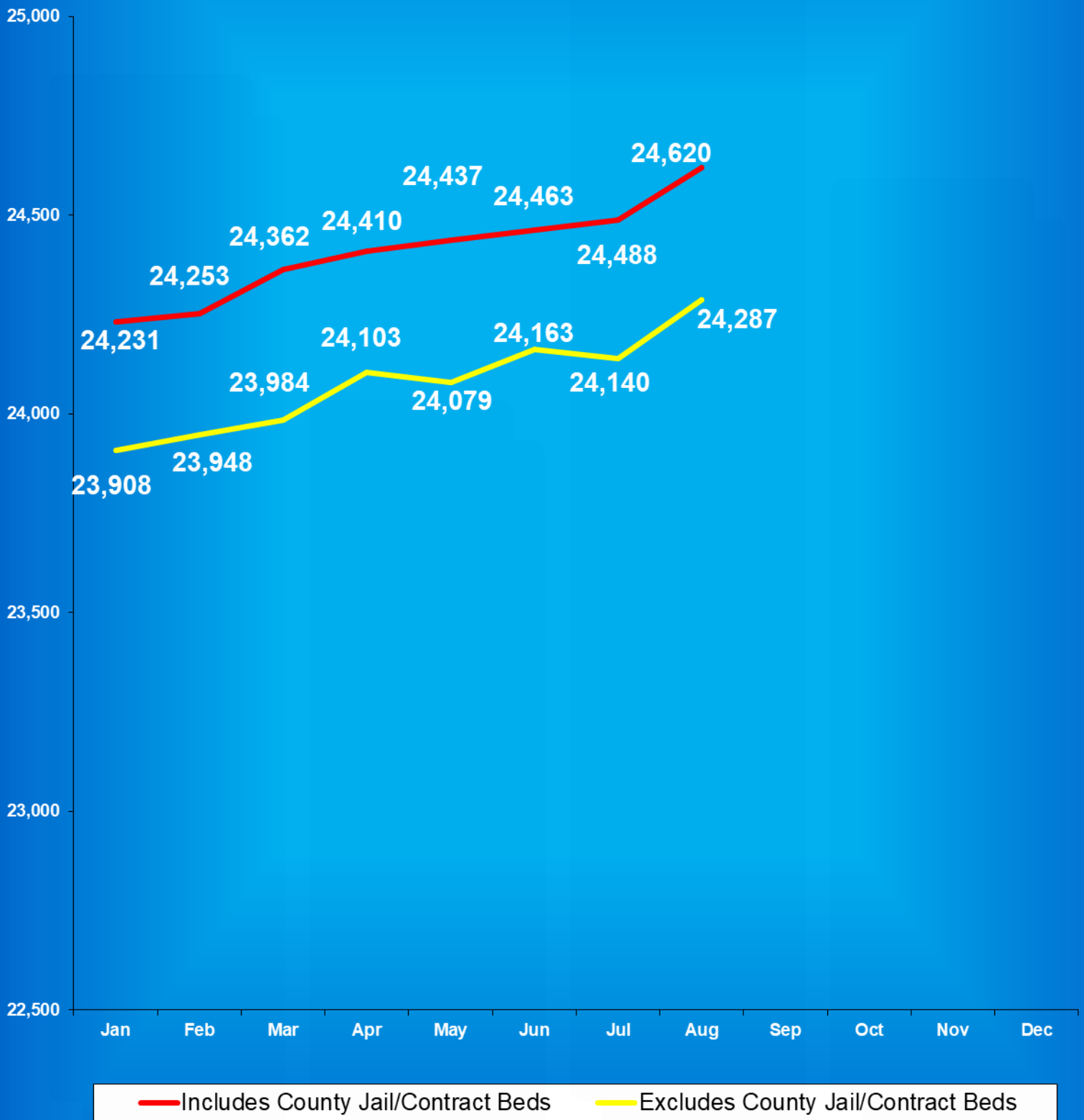
• Includes Offenders Held in County Jails and Contracted Beds

** Other includes Safekeepers, Predispositions, Habitual Offenders, Misdemeanants, and Unknowns

Indiana Department of Correction

Graph E

Average Daily Adult Male Offender Populations Calendar Year 2019

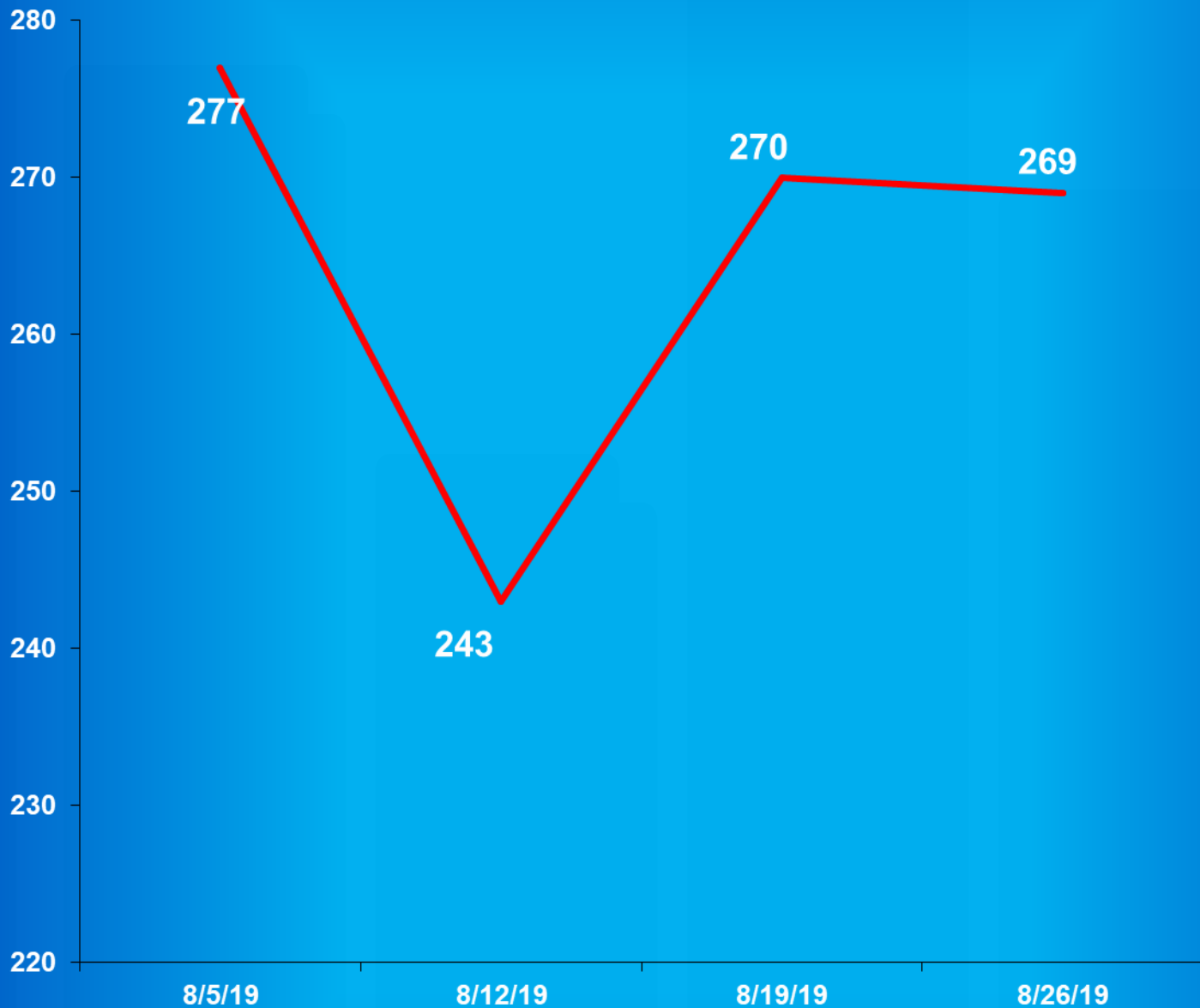


Indiana Department of Correction

Graph F

Adult Males Held in County Jails

August 2019



- Offenders held in county jails are newly sentenced offenders with completed court documents who are awaiting transfer to a DOC facility.

- Jail counts are a dynamic number that are affected by a variety of factors, including; sentencing trends, available DOC beds, and intake process completion.



Juvenile Offender Statistics



Indiana Department Of Correction
Table 13
Monthly Facility Admissions and Releases

Juvenile Offenders
August 2019

Admissions of All Juvenile Males

New Commitment	Re-Commitment	Parolee Return	Return From Escape	Diagnostics/Walk-Thrus
25	12	1	0	6

Releases of All Juvenile Males

Discharge	Parole	Escape	Diagnostics/Walk-Thrus
27	4	0	6

Admissions of All Juvenile Females

New Commitment	Re-Commitment	Parolee Return	Return From Escape	Diagnostics/Walk-Thrus
2	0	1	0	0

Releases of All Juvenile Females

Discharge	Parole	Escape	Diagnostics/Walk-Thrus
6	0	0	1

Sources:

SAS - mnthadm4_pgm_tbl13.pgm

SAS - mnthext4_pgm_tbl13.pgm

Indiana Department of Correction

Table 14

New Admissions by County of Commitment - Juveniles

August 2019

County	Admission Type			County	Admission Type		
	New Commits	Re Commits	Total		New Commits	Re Commits	Total
Adams	0	0	0	Madison	1	0	1
Allen	0	0	0	Marion	1	2	3
Bartholomew	0	0	0	Marshall	1	0	1
Benton	0	0	0	Martin	0	0	0
Blackford	0	0	0	Miami	0	0	0
Boone	1	0	1	Monroe	0	0	0
Brown	0	0	0	Montgomery	0	2	2
Carroll	0	0	0	Morgan	0	0	0
Cass	1	0	1	Newton	0	0	0
Clark	0	0	0	Noble	0	0	0
Clay	0	0	0	Ohio	0	0	0
Clinton	0	0	0	Orange	0	0	0
Crawford	0	0	0	Owen	0	0	0
Daviess	0	0	0	Parke	0	0	0
Dearborn	0	0	0	Perry	0	0	0
Decatur	0	0	0	Pike	0	0	0
DeKalb	1	0	1	Porter	2	0	2
Delaware	1	0	1	Posey	0	0	0
Dubois	1	0	1	Pulaski	0	0	0
Elkhart	1	1	2	Putnam	0	0	0
Fayette	0	0	0	Randolph	1	0	1
Floyd	0	0	0	Ripley	0	0	0
Fountain	0	0	0	Rush	0	0	0
Franklin	0	0	0	St. Joseph	6	2	8
Fulton	0	0	0	Scott	0	0	0
Gibson	0	0	0	Shelby	0	0	0
Grant	0	0	0	Spencer	0	0	0
Greene	1	0	1	Starke	0	0	0
Hamilton	0	0	0	Steuben	0	0	0
Hancock	1	0	1	Sullivan	0	0	0
Harrison	0	0	0	Switzerland	0	0	0
Hendricks	0	1	1	Tippecanoe	0	0	0
Henry	0	0	0	Tipton	0	0	0
Howard	0	0	0	Union	0	0	0
Huntington	0	0	0	Vanderburgh	1	1	2
Jackson	0	0	0	Vermillion	0	0	0
Jasper	0	0	0	Vigo	2	1	3
Jay	0	0	0	Wabash	0	0	0
Jefferson	0	0	0	Warren	0	0	0
Jennings	0	1	1	Warrick	1	0	1
Johnson	0	0	0	Washington	1	0	1
Knox	1	0	1	Wayne	0	0	0
Kosciusko	0	0	0	Wells	0	0	0
LaGrange	0	0	0	White	0	0	0
Lake	1	0	1	Whitley	0	0	0
LaPorte	0	1	1	Unknown	0	0	0
Lawrence	0	0	0	Totals	27	12	39

This data is based on most serious offense and excludes parole violations.

Source: Mnthadm4_pgm_tbl14.pgm

Indiana Department of Correction
Table 17
Number of Juvenile Offenders by Most Serious Offense
Committed to the Indiana Department of Correction

August 2019

MOST SERIOUS OFFENSE (Citation Code)	NUMBER OF JUVENILES			
	This Month		This Calendar Year	
	Female	Male	Female	Male
LEVEL I				
Arson (35-43-1-1)	0	0	0	1
Aggravated Battery (35-42-2-1.5)	0	0	0	1
Arson (35-43-1-1)	0	1	0	1
Battery (35-42-2-1)	0	1	6	14
Battery by Bodily Waste (35-42-2-6)	0	0	0	1
Burglary (35-43-2-1)	0	3	1	19
Carjacking (35-42-5-2)	0	0	0	0
Carrying Handgun w/o License (35-47-2-1)	0	0	0	3
Changing, Altering, Removing, Obliterating ID of Handgun (35-47-2-18)	0	0	0	1
Child Exploitation (35-42-4-4)	0	0	0	1
Child Molesting (35-42-4-3)	0	2	1	11
Child Seduction (35-42-4-7)	0	0	0	0
Child Selling (35-46-1-4)	0	0	0	0
Child Solicitation (35-42-4-6)	0	0	0	0
Child in Possession of Handgun (35-47-10-5)	0	0	0	1
Consumer Product Tampering (35-45-8-3)	0	0	0	0
Criminal Confinement (35-42-3-3)	0	1	0	1
Criminal Deviate Conduct (35-42-4-2)	0	0	0	0
Criminal Gang Intimidation (35-45-9-4)	0	0	0	0
Criminal Gang Recruitment	0	0	0	0
Criminal Recklessness (35-42-2-2)	0	0	0	5
Dangerous Possession of a Firearm (35-47-10-5)	0	2	0	14
Dealing in a Sawed-Off Shotgun (35-47-5-4.1)	0	0	0	0
Distribution of a Destructive Device (IC 35-47.5-5-5)	0	0	0	0
Domestic Battery (35-42-2-1.3)	0	0	2	6
Driving While Intoxicated Resulting in Death (9-30-5-5)	0	0	0	0
False Application for Handgun (35-47-2-8)	0	0	0	0
False, Altering Handgun License (35-47-2-22)	0	0	0	0
Feticide (35-42-1-6)	0	0	0	0
Handgun, False ID (35-47-2-17)	0	0	0	0
Incest (35-46-1-3)	0	0	0	0
Interference with Custody (35-42-3-4)	0	0	0	0
Intimidation (35-45-2-1)	0	0	0	0
Involuntary Manslaughter (35-42-1-4)	0	0	0	0
Kidnapping (35-42-3-2)	0	0	0	0
Murder (35-42-1-1)	0	1	0	2
Neglect of a Dependent (35-46-1-4)	0	0	0	0
Operation of a Machine Gun/Hurling a Bomb (35-47-5-9)	0	0	0	0
Overpass Mischief (35-42-2-5)	0	0	0	0
Pointing a Firearm (35-47-4-3)	0	0	0	1
Possession of Firearm on School Property (35-47-9-2)	0	0	0	1
Possession of a Machine Gun or Bomb (35-47-5-9)	0	0	0	0
Rape (35-42-4-1)	0	0	0	5
Reckless Homicide (35-42-1-5)	0	0	0	1
Resisting Law Enforcement (35-44-3-3)	0	0	0	0
Robbery (35-42-5-1)	0	5	4	24
Sell, Manufacture, Possess, Purchase Explosive (35-47-5-1)	0	0	0	0
Sell, Transfer, HIV Blood (35-42-1-7)	0	0	0	0
Selling, Transferring, Giving Handgun to Under 18 (35-47-2-7)	0	0	0	0
Sexual Battery (35-42-4-8)	0	0	0	2
Sexual Misconduct (35-44-1-5)	0	0	0	0

NUMBER OF JUVENILES

LEVEL I (cont'd)	This Month		This Calendar Year	
	Female	Male	Female	Male
Sexual Misconduct with a Minor (35-42-4-9)	0	0	0	0
Stalking (35-45-10-5)	0	0	0	0
Strangulation (35-42-2-9)	0	0	0	0
Unlawful Delivery of Confiscated Firearm (35-47-3-4)	0	0	0	0
Unlawful Use of Body Armor (35-47-5-13)	0	0	0	0
Unlawful Use of Stun Gun (35-47-8-5)	0	0	0	0
Vicarious Sexual Gratification (35-42-4-5)	0	0	0	0
Voluntary Manslaughter (35-42-1-3)	0	0	0	0
Sub-Total	0	16	14	116

LEVEL II

Assisting a Criminal (35-44-3-2)	0	0	0	0
Chinese Throwing Star (35-47-5-12)	0	0	0	0
Criminal Gang Activity (35-45-9-3)	0	0	0	0
Criminal Recklessness (35-42-2-2)	0	0	0	0
Dealing Anabolic Steroid (16-42-19-27)	0	0	0	0
Dealing Methamphetamine (35-48-4-1.1)	0	0	0	0
Dealing in Cocaine or Narcotic Drug (35-48-4-1)	0	0	0	0
Dealing in Marijuana, Hash Oil, or Hashish (35-48-4-10)	0	1	0	1
Dealing in a Schedule I, II, or III Controlled Substance (35-48-4-2)	0	0	1	0
Dealing in a Schedule IV Controlled Substance (35-48-4-3)	0	0	0	1
Dealing in a Schedule V Controlled Substance (35-48-4-4)	0	0	0	0
Dealing in a Substance Represented to be a Controlled Substance (35-48-4-4.5)	0	0	0	0
Delivery of Weapon to Intoxicated Person (35-47-4-1)	0	0	0	0
Disarming Law Enforcement Officer (35-44.1-3-2)	0	0	0	0
Escape/Failure to Return to Lawful Detention (35-44-3-5)	0	0	2	2
Inmate w/ Deadly Weapon (35-44.1-3-7)	0	0	0	0
Interference with Custody (35-42-3-4)	0	0	0	0
Intimidation (35-45-2-1)	0	3	0	7
Knife with Automatic Blade (35-47-5-2)	0	0	0	0
Loan Sharking (35-45-7-2)	0	0	0	0
Maintaining a Common Nuisance (35-48-4-13)	0	0	0	0
Making loan secured by mortgage, deposit or pledge of handgun (35-47-4-2)	0	0	0	0
Manufacture, Distribution, Possession of a Substance Represented to be a Controlled Substance	0	0	0	0
Neglect of a Dependent (35-46-1-4)	0	0	0	0
Poss precursors w/intent to manufacture etc. (35-48-4-14.5)	0	0	0	0
Possession of a Controlled Substance (35-48-4-7)	0	0	0	0
Possession of a Knife on School Property (35-47-5-2.5)	1	0	1	0
Promoting Prostitution (35-45-4-4)	0	0	1	0
Purchase, Possession or Sale of Stun Gun (35-47-8-5)	0	0	0	0
Resisting Law Enforcement (35-44-3-3)	0	2	1	9
Rioting with a Deadly Weapon (35-45-1-2)	0	0	0	0
Sale, Possession, Use of Legend Drug (16-42-19-27)	0	0	0	0
Sexual Misconduct with a Minor (35-42-4-9)	0	0	0	0
Stalking (35-45-10-5)	0	0	0	0
Trafficking with an Inmate (35-44-3-9)	0	0	0	0
Use of Stun Gun in Commission of a Crime (35-47-8-5)	0	0	0	0
Sub-Total	1	6	6	20

LEVEL III

Accident /Failure to Stop (9-26-1-8)	0	0	0	0
Accident, Property Damage with Injury (9-26-1-8)	0	0	0	0
Altering or Damaging Computer (35-43-1-4)	0	0	0	0
Auto Theft, Receiving Stolen Parts (35-43-4-2.5)	0	0	1	7
Battery (35-42-2-1)	0	1	4	12
Bestiality	0	0	0	0
Bribery (35-44-1-1)	0	0	0	0
Burglary (35-43-2-1)	0	0	0	0
Check Deception (35-43-5-5)	0	0	0	0

LEVEL III (cont'd)	NUMBER OF JUVENILES			
	This Month		This Calendar Year	
	Female	Male	Female	Male
Check Fraud (35-43-5-12)	0	0	0	0
Child Exploitation (35-42-4-4)	0	0	0	0
Controlled Substance Registration (35-48-4-14)	0	0	0	0
Conversion (35-43-4-3)	0	0	1	1
Criminal Mischief (35-43-1-2)	0	3	2	7
Criminal Recklessness (35-42-2-2)	0	0	0	0
Criminal Trespass (35-43-2-2)	0	1	0	6
Dealing in Altered Property (35-43-4-2.3)	0	0	0	0
Dealing in Marijuana, Hash Oil, or Hashish (35-48-4-10)	0	0	0	0
Dealing in Paraphernalia (35-48-4-8.5)	0	0	0	0
Distribution of Material Harmful to Minor (35-49-3-3)	0	0	0	0
Escape/Failure to Return to Lawful Detention (35-44-3-5)	0	2	2	7
Failure to Appear (35-44-3-6)	0	0	0	0
False Reporting (35-44-2-2)	0	0	0	0
Forgery (35-43-5-2)	0	0	0	0
Fraud (35-43-5-4)	0	0	0	0
Fraud on Financial Institution (35-45-5-8)	0	0	0	0
Home Improvement Fraud (35-43-6-13)	0	0	0	0
Identity Deception (35-43-5-3.5)	0	0	0	0
Interference with Custody (35-42-3-4)	0	0	0	0
Interference with Reporting Crime (35-42-2-5)	0	0	0	0
Invasion of Privacy (35-46-1-15.1)	0	0	0	0
Kill Domestic Animal	0	0	0	0
Manufacture of Paraphernalia (35-48-4-8.1)	0	0	0	0
Nonsupport of Child (35-46-1-5)	0	0	0	0
Nonsupport of Spouse (35-46-1-6)	0	0	0	0
Obscene Performance (35-49-3-1)	0	0	0	0
Obstructing Fireman (35-44-3-8)	0	0	0	0
Obstructing Traffic (35-42-2-4)	0	0	0	0
Obstruction of Justice (35-44-3-4)	0	0	0	0
Operating Vehicle After Lifetime Forfeiture (9-30-10-17)	0	0	0	0
Operating Vehicle While Intoxicated (9-30-5-4)	0	0	0	0
Operating Vehicle While Intoxicated with Prior (9-30-5-3)	0	0	0	0
POSS COC,I,II/>3GRMS	0	0	0	1
Patronizing a Prostitute (35-45-4-3)	0	0	0	0
Perjury (35-44-2-1)	0	0	0	0
Possession of Cocaine or Narcotic Drug (35-48-4-6)	0	0	0	0
Possession of Marijuana, Hash Oil, or Hashish (35-48-4-11)	0	0	0	0
Possession of Methamphetamines (35-48-4-6.1)	0	0	0	2
Possession of Paraphernalia (35-48-4-8.3)	0	0	0	0
Possession of a Controlled Substance (35-48-4-7)	0	0	0	1
Possession of a Syringe (16-42-19-18)	0	0	0	0
Possession/Use of Legend Drug (16-42-19-13)	0	0	0	0
Professional Gambling (35-45-5-3)	0	0	0	0
Profiting from Adoption (35-46-1-9)	0	0	0	0
Promoting Professional Gambling (35-45-5-4)	0	0	0	0
Promoting Prostitution (35-45-4-4)	0	0	0	0
Prostitution (35-45-4-2)	0	0	0	0
Public Indecency (35-45-4-1)	0	0	0	0
Public Nudity (35-45-4-1.5)	0	0	0	0
Railroad Mischief (35-42-2-5.5)	0	0	0	0
Receiving Stolen Property (35-43-4-2)	0	0	0	0
Residential Entry (35-43-2-1.5)	0	0	0	2
Resisting Law Enforcement (35-44-3-3)	0	1	2	6
Rioting (35-45-1-2)	0	0	0	0
Sale, Possession, Use of Legend Drug (16-42-19-27)	0	0	0	0
Selling, Distributing, Exhibiting Obscene Material (35-49-3-1)	0	0	0	0
Stalking (35-45-10-5)	0	0	0	0
Synthetic Drug (35-48-4-11.5)	0	0	0	0

NUMBER OF JUVENILES

LEVEL III (Cont.)	This Month		This Calendar Year	
	Female	Male	Female	Male
THEFT/RSP/>\$100,000	0	1	0	1
TRAFFIC W/INMATE	0	0	1	0
Theft (35-43-4-2)	0	5	4	21
Torture or Mutilation of Animal (35-46-3-12)	0	0	0	0
Trafficking with an Inmate (35-44-3-9)	0	0	0	0
Unauthorized Possession of Prescription Form (35-48-4-14)	0	0	0	0
Unlawful Entry of Motor Vehicle (35-43-4-2.7)	0	0	0	0
Voyeurism (35-45-4-5)	0	0	0	0
Welfare Fraud (35-43-5-7)	0	0	0	0
Sub-Total	0	14	17	74

LEVEL IV

Absence From Home Detention (35-38-2.5-10)	0	0	0	0
Accident/Failure to Stop (9-26-1-8)	0	0	1	0
Assisting a Criminal (35-44-3-2)	0	0	0	0
Beats Vertebrate Animal (35-46-3-12)	0	0	0	0
Check Deception (35-43-5-5)	0	0	0	0
Common Nuisance (35-48-4-13)	0	0	0	0
Computer Trespassing (35-43-2-3)	0	0	0	0
Counterfeiting Auto Registration (9-18-2-42)	0	0	0	0
Counterfeiting a Driver's License (9-24-18-7)	0	0	0	0
Curfew Violation (31-37-2-5)	0	0	0	0
Deception (35-43-5-3)	0	0	0	0
Disorderly Conduct (35-45-1-3)	1	0	2	1
Dissemination of Material Harmful to Minor (35-49-3-3)	0	0	0	0
Driving with Suspended License (9-24-19-2)	0	0	0	0
Exploitation of Dependent/Endangered Adult (35-46-1-12)	0	0	0	0
Failure to Appear (35-44-3-6)	0	0	0	0
Failure to Disclose Recruitment (35-46-4-4)	0	0	0	0
Failure to Respond to Summons (35-44-3-6.5)	0	0	0	0
False Auto Registration (9-18-2-44)	0	0	0	0
False Identity Statement (35-44-2-6)	0	0	0	0
False Informing (35-44-2-2)	0	0	1	1
Flag Desecration (35-45-1-4)	0	0	0	0
Glue Sniffing (35-46-6-2)	0	0	0	0
Habitual Disobedience of Parent, Guardian, or Custodian (Incorrigible) (31-37-2-4)	0	0	0	0
Harassment (35-45-2-2)	0	0	0	0
Home Improvement Fraud (35-43-6-12)	0	0	0	0
Illegal Consumption of Alcohol (7.1-5-7-7)	0	0	0	0
Illegal Possession of Alcohol (7.1-5-7-7)	0	0	0	0
Impairment of ID Number (35-43-7-4)	0	0	0	0
Interference with Custody (35-42-3-4)	0	0	0	0
Interfering with Law Enforcement Animal (35-46-3-11)	0	0	0	0
Invasion of Privacy (35-46-1-15.1)	0	0	0	0
Leaving Home w/o Permission of Parent, Guardian or Custodian (Runaway) (31-37-2-2)	0	0	0	0
Nitrous Oxide Distribution (35-46-6-3)	0	0	0	0
Obscene Performance (35-49-3-1)	0	0	0	0
Obstructing Medical Emergency (35-44-3-8.5)	0	0	0	0
Obstructing Traffic (35-42-2-4)	0	0	0	0
Operating Vehicle While Intoxicated (9-30-5-2)	0	0	0	0
Operating Vehicle While Intoxicated/Cntrl'd Sub (9-30-5-1)	0	0	0	0
Operating Vehicle w/o License (9-24-18-1)	0	0	1	0
Operating Vehicle w/o Proof of Financial (9-25-8-2)	0	0	0	0
Operating Vehicle w/o Registration/Plates (9-18-2-43)	0	0	0	0
Possession of Marijuana, Hash Oil, or Hashish (35-48-4-11)	0	0	1	8
Possession of Paraphernalia (35-48-4-8.3)	0	0	0	1
Possession of Substance Represented to be a Controlled Substance (35-48-4-4.6)	0	0	0	0
Possession, Purchase, Accepting Tobacco (35-46-1-10.5)	0	0	0	0
Probation Violation	0	0	0	0
Public Intoxication (7.1-5-1-3)	0	0	0	0
Receiving Unidentified Property (35-43-7-5)	0	0	0	0
Reckless Driving (9-21-8-52)	0	0	0	0
Refusal to Aid Officer (35-44-3-7)	0	0	0	0
Refusal to Identify Self (34-28-5-3.5)	0	0	0	0

LEVEL IV (cont'd)	NUMBER OF JUVENILES			
	This Month		This Calendar Year	
	Female	Male	Female	Male
Selling, Distributing, Exhibiting Obscene Material (35-49-3-1)	0	0	0	0
Synthetic Drug	0	0	0	0
Torture, Kill, Mutilate an Animal (35-46-3-12)	0	0	0	0
Unauthorized Possession of Prescription (35-48-4-14)	0	0	0	0
Unlawful Entry of Motor Vehicle (35-43-4-2.7)	0	1	0	1
Unlawful Gambling (35-45-5-2)	0	0	0	0
Unlawful Use of Railroad Right of Way (8-3-15-3)	0	0	0	0
Vending Machine Vandalism (35-43-4-7)	0	0	0	0
Violation Home Detention	0	0	0	0
Violation Suspended Commitment to DOC	0	0	0	0
Violation of Compulsory School Attendance Law (Truancy) (31-37-2-3)	0	0	0	0
Voyeurism (35-45-4-5)	0	0	0	0
Welfare Fraud (35-45-5-7)	0	0	0	0
Sub-Total	1	1	6	12
GRAND TOTAL NUMBER OF JUVENILES	2	37	43	222

Indiana Department of Correction
Table 18
Juvenile Female New Commitments

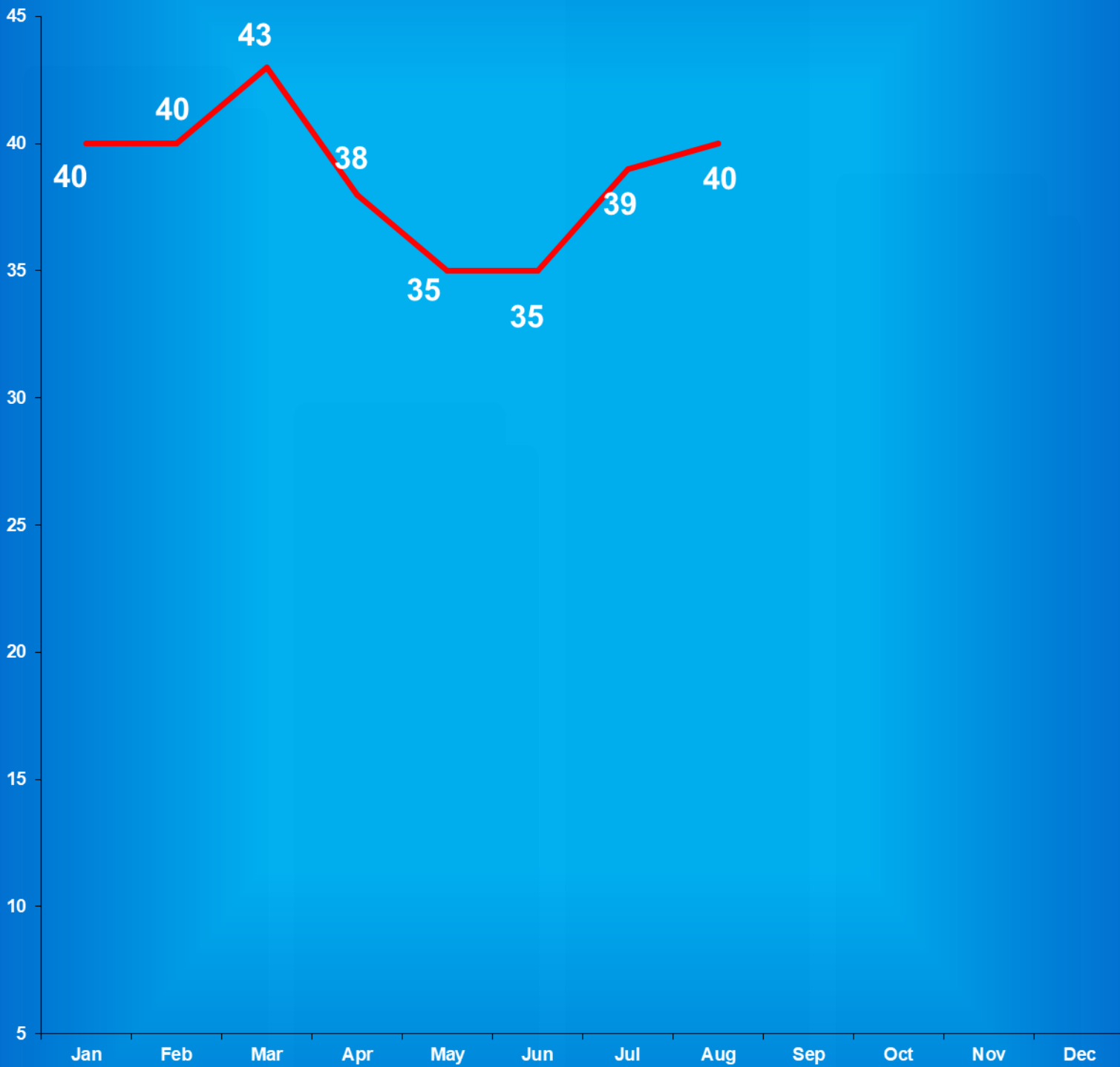
<u>Month</u>	<u>2015</u>	<u>2016</u>	<u>2017</u>	<u>2018</u>	<u>2019</u>
January	3	6	2	3	10
February	8	10	5	8	4
March	4	11	6	4	7
April	10	9	2	7	3
May	12	4	6	8	8
June	6	11	7	2	3
July	5	4	8	12	9
August	10	4	5	4	2
September	13	7	8	8	
October	0	5	6	5	
November	11	6	7	8	
December	<u>11</u>	<u>5</u>	<u>12</u>	<u>8</u>	
TOTALS	93	82	74	77	46

Source: SAS - mnthadm4.pgm

Indiana Department of Correction

Graph G

Average Daily Juvenile Female Offender Populations
Calendar Year 2019



Indiana Department of Correction
Table 19
Juvenile Male New Commitments

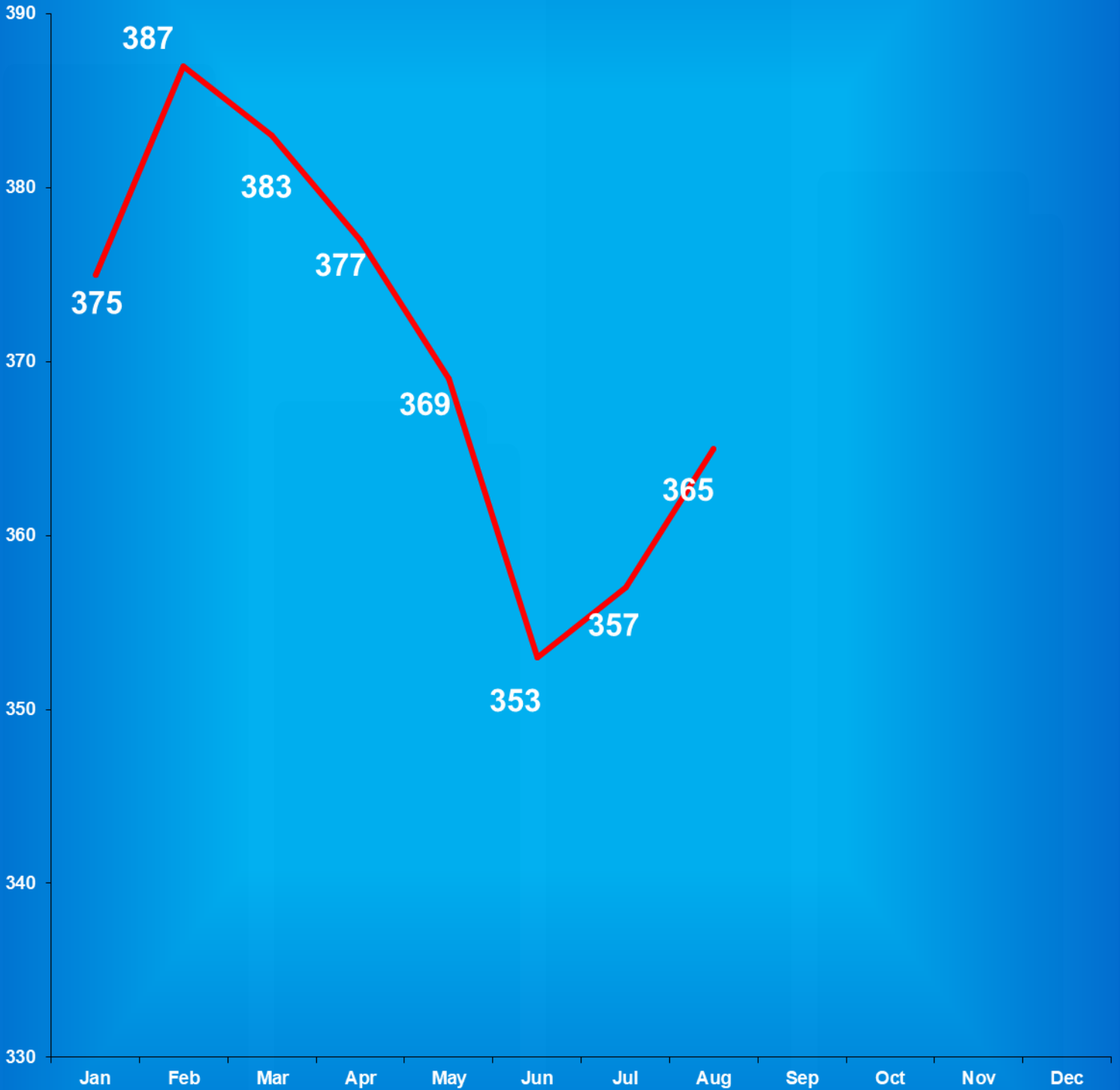
<u>Month</u>	<u>2015</u>	<u>2016</u>	<u>2017</u>	<u>2018</u>	<u>2019</u>
January	35	39	26	46	36
February	26	40	26	38	36
March	32	69	36	33	17
April	43	33	45	27	24
May	37	44	35	42	30
June	41	40	48	29	27
July	50	29	40	29	47
August	31	38	48	28	37
September	42	36	43	41	
October	45	24	39	24	
November	41	28	48	34	
December	<u>40</u>	<u>30</u>	<u>34</u>	<u>52</u>	
TOTALS	548	463	450	468	254

Source: SAS - mnthadm4.pgm

Indiana Department of Correction

Graph H

Average Daily Juvenile Male Offender Populations
Calendar Year 2019





Juvenile Reintegration Districts



District #8

District #6

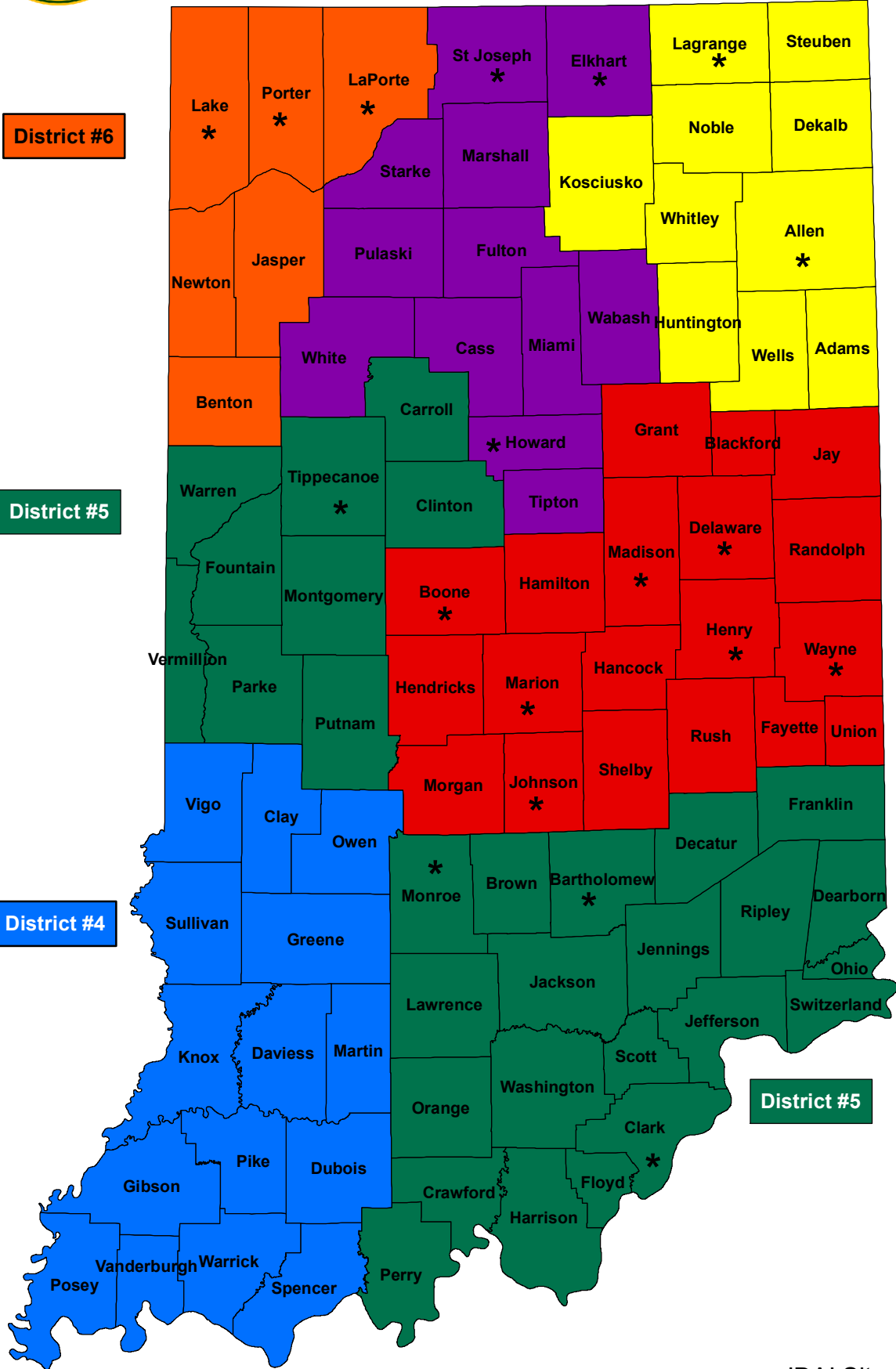
District #2

District #5

District #3

District #4

District #5



*JDAI Site

Indiana Department of Correction
Table 20
Juvenile Parole Caseload on September 01, 2019

<u>Juvenile Reintegration Districts</u>	Indiana Parolees		Other Jurisdiction		<u>Total</u>
	<u>Juvenile Male</u>	<u>Juvenile Female</u>	<u>Juvenile Male</u>	<u>Juvenile Female</u>	
<i>Interstate Compact (RD0)*</i>	0	0	5	1	6
	<u>District Supervision Breakdown as follows:</u>				
Juv Reintegration District 2	12	0	1	0	13
Juv Reintegration District 3	8	0	0	0	8
Juv Reintegration District 4	6	0	1	0	7
Juv Reintegration District 5	0	1	1	0	2
Juv Reintegration District 6	5	1	2	0	8
Juv Reintegration District 8	13	1	0	1	15
Total	44	3	5	1	53

Total Juvenile Parole Population on the First Day of Each Month

<u>Calendar Year 2019</u>	Indiana Parolees		Other Jurisdiction		<u>Total</u>
	<u>Juvenile Male</u>	<u>Juvenile Female</u>	<u>Juvenile Male</u>	<u>Juvenile Female</u>	
January	38	6	5	0	49
February	42	7	6	1	56
March	43	9	7	1	60
April	50	8	7	1	66
May	49	10	6	1	66
June	51	8	5	1	65
July	48	7	4	1	60
August	47	5	5	1	58
September	44	3	5	1	53

** Includes Indiana parolees who are serving their parole in another state, as well as offenders from other States being supervised in Indiana (Interstate Compact)*

Sources:
Parole Division
SAS - juvparl2.pgm

**Indiana Department of Correction
Indiana Government Center South, Room E334
302 W. Washington Street
Indianapolis, IN 46204**

**Prepared by:
Chris Yirenkyi, Data Analyst
(317) 233-4765
cyirenkyi@idoc.IN.gov**

This report and previous reports may be found at:

<http://www.in.gov/idoc/2376.htm>



CHANGING LIVES

The graphic features the text "CHANGING LIVES" in a large, bold, blue sans-serif font. The word "CHANGING" is on the top line, and "LIVES" is on the bottom line. The letter "I" in "LIVES" is replaced by a solid blue silhouette of the state of Indiana. To the left of the "I" is the official seal of the Indiana Department of Correction. The seal is circular with a gold border. The outer ring contains the text "INDIANA" at the top and "DEPARTMENT OF CORRECTION" at the bottom, separated by stars. The inner ring contains the words "EMPLOYEES", "EFFICIENCY", and "EFFECTIVENESS" around a central emblem featuring a torch and a scale.

The Indiana Department of Correction advances public safety and successful re-entry through dynamic supervision, programming, and partnerships.