


Indiana Department of Correction

Division of Data Analytics



Offender Population Statistical Report

- NOVEMBER 2019 -

Rob Carter, Commissioner

**Indiana Department of Correction
Indiana Government Center South, Room E334
302 W. Washington Street
Indianapolis, IN 46204**

**Prepared by:
Chris Yirenkyi, Data Analyst
(317) 233-4765
cyirenkyi@idoc.in.gov**

This report and previous reports may be found at:

<http://www.in.gov/idoc/2376.htm>



Definitions

For the purpose of this report, the following definitions apply:

Admission – The means by which an offender enters the custody or jurisdiction of the Indiana Department of Correction. For this report, with the exception of the return of an escapee, this does not include a return from a temporary absence.

Average Daily Population – The sum of the daily beginning counts for a month, divided by that month's number of daily beginning counts.

Beginning Count – The number of offenders physically present at the beginning of the day (ie, 0000:01 hours).

Class A Felony – An offense whereby a person convicted of this felony shall be imprisoned for a fixed term of thirty years, with not more than twenty years added for aggravating circumstances, or not more than ten years subtracted for mitigating circumstances.

Class B Felony – An offense whereby a person convicted of this felony shall be imprisoned for a fixed term of ten years, with not more than ten years added for aggravating circumstances, or not more than four years subtracted for mitigating circumstances.

Class C Felony – An offense whereby a person convicted of this felony shall be imprisoned for a fixed term of four years, with not more than four years added for aggravating circumstances, or not more than two years subtracted for mitigating circumstances.

Class D Felony – An offense whereby a person convicted of this felony shall be imprisoned for a fixed term of one and one-half years, with not more than one and one-half years added for aggravating circumstances, or not more than one year subtracted for mitigating circumstances.

Class 1 Felony – An offense whereby a person convicted of this felony shall be imprisoned with a sentence range of 20-40 years, with not more than twenty years added as a habitual offender enhancement.

Class 2 Felony – An offense whereby a person convicted of this felony shall be imprisoned with a sentence range of 10-30 years, with not more than twenty years added as a habitual offender enhancement.

Class 3 Felony – An offense whereby a person convicted of this felony shall be imprisoned with a sentence range of 3-16 years, with not more than twenty years added as a habitual offender enhancement.

Class 4 Felony – An offense whereby a person convicted of this felony shall be imprisoned with a sentence range of 2-12 years, with not more than twenty years added as a habitual offender enhancement.

Class 5 Felony – An offense whereby a person convicted of this felony shall be imprisoned with a sentence range of 1-6 years, with not more than six years added as a habitual offender enhancement.

Class 6 Felony – An offense whereby a person convicted of this felony shall be imprisoned with a sentence range of 0.5-2.5 years, with not more than six years added as a habitual offender enhancement.

Contracted Beds - Those offenders who have been committed to the Indiana Department of Correction, but are housed in a local work release facility under contract of a 3rd party provider.

County Jail "Back-ups" (Jail Bed Count) – Those offenders who have been committed to the Indiana Department of Correction, but are housed in a county jail until they can be transferred to a Department of Correction intake facility. The county receives \$35.00 per day, per offender, to house these offenders.

Ending Count – The number of offenders physically present at the end of the day (ie, 2400:00 hours).

Felon – A person convicted in any jurisdiction who might have been imprisoned for more than one year.

Murder - An offense whereby a person convicted of this felony shall be imprisoned for a fixed term of fifty-five years, with not more than ten years added for aggravating circumstances, or not more than ten years subtracted for mitigating circumstances.

Definitions Continued

Operational Capacity – The total bed capacity of the facility. The capacity of a facility is the number of beds authorized for safe and efficient operation of the facility.

Pre-Dispositional – An individual ordered by the Court to the Indiana Department of Correction for evaluation prior to sentencing.

Release – The means by which an offender leaves the custody or jurisdiction of the Indiana Department of Correction. For this report, with the exception of an escape, this does not include a temporary absence.

Safekeeper – An individual whom the Court has determined to be in imminent danger of serious bodily injury or death, or who represents a substantial threat to the safety of others, and whom the Court has ordered to the Indiana Department of Correction for custody and security control.

Maximum Level Facilities – Maximum security facilities have very restrictive security measures and housing is celled space.

Medium Level Facilities – Medium security facilities have moderate degree of security measures and housing consists of dormitories and celled space.

Minimum Level Facilities – Minimum Security Facilities have the least restrictive security measures and housing is dormitory style. Also included as minimum security are work release program offenders who leave the facility for outside employment but return nightly.

Intake Facilities – Intake facilities are designated to receive newly committed adult offenders. During the intake process each offender is evaluated through interviews, reports and diagnostic tests. This evaluation forms the basis of the offenders' facility and program assignment.

Secure Housing Units – Denotes maximum control with the most restrictive security measures in place.

Vacancy – The number of beds available for assignment.

Juvenile Diagnostic/Walkthrough – A Juvenile court can order a youth to the Department of Correction to be temporarily committed for not more than 14 days (excluding Saturdays, Sundays and Legal holidays) for the purpose of an evaluation. The youth must be adjudicated delinquent and the order has to be prior to disposition. The department will send a report to the court of the written findings.

Indiana Department of Correction Population Summary

- There were 24,520 adult male offenders (including 210 county jail “back-ups” and 51 in contracted beds) on December 01, 2019. This population is 2% below operational bed capacity for general population.
- There were 2,620 adult female offenders (including 35 county jail “back-ups” and 21 in contracted beds) on December 01, 2019. This population is 6% below the operational bed capacity.
- There were 360 juvenile male offenders in the Department’s facilities on December 01, 2019. This population is 36% below the operational bed capacity.
- There were 28 juvenile female offenders in the Department’s facilities on December 01, 2019. This population is 53% below the operational bed capacity.
- There were 5,530 adult males on parole in Indiana (5,093 Indiana parolees and 437 other jurisdiction parolees) December 01, 2019.
- There were 636 adult females on parole in Indiana (588 Indiana parolees and 48 other jurisdiction parolees) on December 01, 2019.
- There were 923 adults admitted to IDOC (798 male and 125 female) and 944 adults released from IDOC (803 male and 141 female) in November 2019.
- There were 28 juveniles admitted to IDOC (26 male and 2 female) and 47 juveniles released from IDOC (33 male and 14 female) in November 2019.

**Indiana Department of Correction
Human Resource Report**

November 30, 2019

ADULT FACILITIES

Facility	Total Staff*	Custody Staff	Non-Custody	Vacancies	Hires - Rehires	Retired - Terminated	Inter-Agency		Contract/Vendor		
							In	Out	Aramark	Health	Education
Branchville Correctional Facility	256	177	79	19	6	5	1	0	11	31	6
Chain O'Lakes Correctional Facility	27	20	7	4	1	1	0	0	3	2	0
Correctional Industrial Facility	307	238	69	61	8	6	1	0	14	23	3
Edinburgh Correctional Facility	69	53	16	3	2	2	0	0	7	6	0
Indiana State Prison/Lakeside	474	362	112	97	18	14	0	0	28	44	3
Indiana Women's Prison	187	135	52	7	0	6	1	1	6	26	6
Madison Correctional Facility	204	146	58	11	6	1	0	0	6	23	3
Miami Correctional Facility	448	334	114	109	19	15	1	1	25	57	10
New Castle Correctional Facility**	442	311	131	100	0	0	0	0	29	63	16
Pendleton Correctional Facility	431	304	127	96	9	8	0	0	20	50	1
Plainfield Correctional Facility	341	249	92	54	6	11	0	0	23	38	8
Putnamville Correctional Facility	435	319	116	89	18	5	1	0	21	44	10
Reception-Diagnostic Center	208	160	48	39	4	7	0	0	0	27	0
Rockville Correctional Facility	246	172	74	20	9	1	0	0	15	32	7
South Bend Comm. Re-Entry Center	34	25	9	10	2	1	0	0	4	3	0
Heritage Trail DOC Staff	24	0	24	1	0	0	0	0	0	11	7
Heritage Trail GEO Staff**	192	116	76	34	0	0	0	0	4	11	0
Wabash Valley Correctional Facility	589	460	129	59	6	6	1	1	36	63	4
Westville Correctional Facility	650	491	159	120	14	11	1	0	30	68	12
Total	5,564	4,072	1,492	933	128	100	7	3	282	622	96

JUVENILE FACILITIES

Facility	Total Staff*	Custody Staff	Non-Custody	Vacancies	Hires - Rehires	Retired - Terminated	Inter-Agency		Contract/Vendor		
							In	Out	Aramark	Health	Education
Camp Summit	58	41	17	6	2	1	0	0	5	8	2
Logansport Intake/North Central	164	109	55	24	2	7	0	0	11	14	2
Pendleton Juvenile Correctional	217	142	75	76	13	9	0	0	10	17	4
Total	439	292	147	106	17	17	0	0	26	39	8

ADMINISTRATIVE

Central Office***	Total	568	186	382	48	2	6	0	0	0	9	1.5
-------------------	--------------	------------	------------	------------	-----------	----------	----------	----------	----------	----------	----------	------------

TOTALS

STATE EMPLOYEE TOTAL	5,937	4,123	1,814	953	147	123	7	3	0	0	0
CONTRACT EMPLOYEE TOTAL	1,718	427	1,291	134	0	0	0	0	308	670	106
GRAND TOTAL	7,655	4,550	3,105	1,087	147	123	7	3	308	670	106

* Total Active Staff does not include those on disability, suspension, or leave with pay.

** New Castle Correctional Facility and Heritage Trail are privately contracted institutions. Their hire/rehire and termination/reitre data is not provided to DOC.

*** Includes Technology Services Division, PEN Products, Staff Development and Training, and the Parole Division (counted as Custody Staff)

Note: Total staff, custody staff, non-custody staff, and vacancy data are as of the end of the month.

Hires and re-hires, retirements and terminations, intra-agency transfer in and transfer out are the total number of actions for the month.

Source: DOC Human Resource



Offender Statistics



Indiana Department of Correction
Table 1
Offender Population & Vacancy Numbers, by Facility Security Level
December 1, 2019

Minimum Security - Adult MALE

	November Ending Count	General Population Vacancies	Programs & Treatment Vacancies	Restricted Housing & Infirmery Vacancies	Down Beds	Held Beds
Chain O'Lakes	100	1	0	0	0	1
Edinburgh	339	4	0	0	0	1
Miami - MCA	201	0	0	0	0	3
New Castle - NCA	203	1	0	0	0	0
Pendleton - IRO	218	1	0	0	1	0
Westville - WCA	362	9	2	0	3	3
Wabash Valley - WVA	195	1	0	0	0	2
Total	1,618	17	2	0	4	10

Re-Entry & Work Release - Adult MALE

Bartholomew Co. Re-Entry	0	20	0	0	0	0
Chain O'Lakes Re-Entry	32	5	0	0	0	1
Lake Co. Re-Entry/M	5	5	0	0	0	0
South Bend Re-Entry	180	17	0	0	0	4
VOA/Hope Hall Re-Entry	14	6	0	0	0	0
Starke Co. PI - TC	32	0	16	0	0	0
Total	263	53	16	0	0	5

Medium Security - Adult MALE

	November Ending Count	General Population Vacancies	Programs & Treatment Vacancies	Restricted Housing & Infirmery Vacancies	Down Beds	Held Beds
Branchville	1,448	25	55	5	0	0
Correctional Industrial	1,471	8	0	6	0	10
Indiana State Prison ISO	364	19	0	0	0	2
Plainfield	1,497	12	2	15	159	11
Putnamville	2,150	36	0	2	322	0
Heritage Trail	850	11	0	0	0	7
Westville	2,519	135	55	29	177	26
New Castle	2,390	2	4	16	3	16
Total	12,689	248	116	73	661	72

Table 1 (Cont.)

Maximum Security - Adult MALE						
--------------------------------------	--	--	--	--	--	--

	November Ending Count	General Population Vacancies	Programs & Treatment Vacancies	Restricted Housing & Infirmery Vacancies	Down Beds	Held Beds
Miami	2,922	31	6	1	7	17
Indiana State Prison	1,988	22	12	11	21	13
Pendleton	1,415	16	0	3	6	9
Pendleton Treatment Unit	160	0	93	0	6	1
ISR Secure Housing Unit	58	0	0	10	0	1
New Castle Annex	433	21	0	23	8	1
New Castle Mental Health	116	0	11	0	0	1
WCU Secure Housing Unit	100	0	0	1	8	1
Wabash Valley	1,711	8	32	19	3	12
WVS Secure Housing Unit	188	0	0	24	4	0
Reception Diag. Center	649	30	0	0	16	0
Total	9,740	128	154	92	79	56

Minumum Security & Re-Entry - Adult FEMALE						
---	--	--	--	--	--	--

	November Ending Count	General Population Vacancies	Programs & Treatment Vacancies	Restricted Housing & Infirmery Vacancies	Down Beds	Held Beds
Madison	681	129	0	0	0	0
Jefferson Co. Re-Entry	66	4	0	0	0	2
Crane House	21	24	0	0	0	0
Total	768	157	0	0	0	2

Medium Security - Adult FEMALE						
---------------------------------------	--	--	--	--	--	--

Rockville	989	5	40	7	0	0
Total	989	5	40	7	0	0

Maximum Security - Adult FEMALE						
--	--	--	--	--	--	--

Women's Prison	681	18	18	4	0	6
Rockville Intake	147	65	0	0	0	0
Total	828	83	18	4	0	6

JAIL BED COUNT						
-----------------------	--	--	--	--	--	--

Adult Male	210	N/A	N/A	N/A	N/A	N/A
Adult Female	35	N/A	N/A	N/A	N/A	N/A
Total	245					

Table 1 (Cont.)

JUVENILE OFFENDERS

Juvenile Male

	November Ending Count	General Population Vacancies	Programs & Treatment Vacancies	Restricted Housing & Infirmery Vacancies	Down Beds	Held Beds
Logansport Juvenile Intake/Diagnostic Facility	14	73	0	5	0	0
North Central Juvenile Correctional Facility	129	44	0	0	0	1
Pendleton Juvenile Correctional Facility	217	159	0	7	0	8
Total	360	276	0	12	0	9

Juvenile Female

LaPorte Juvenile Correctional Facility	28	31	0	3	0	0
--	----	----	---	---	---	---

TOTALS

	November Ending Count	General Population Vacancies	Programs & Treatment Vacancies	Restricted Housing & Infirmery Vacancies	Down Beds	Held Beds
GRAND TOTAL FOR ALL ADULT MALES (Includes Jail Bed Count and Contracted Beds)	24,520	446	288	165	744	143
TOTAL FOR ADULT MALES IDOC FACILITIES ONLY	24,259	415	272	165	744	143
GRAND TOTAL FOR ALL ADULT FEMALES (Includes Jail Bed Count and Contracted Beds)	2,620	245	58	11	0	8
TOTAL FOR ADULT FEMALES IDOC FACILITIES ONLY	2,564	217	58	11	0	6
TOTAL FOR JUVENILE MALES	360	276	0	12	0	9
TOTAL FOR JUVENILE FEMALES	28	31	0	3	0	0
GRAND TOTAL FOR THE DEPARTMENT (Includes Jail Bed Count and Contracted Beds)	27,528	998	346	191	744	160
GRAND TOTAL FOR THE DEPARTMENT (Excludes Jail Bed Count and Contracted Beds)	27,211	939	330	191	744	158

Sources: Planning Division Facility Body Count Report
 Planning Division Juvenile Daily Count Report
 OIS - Jail Bed Count
 Operational Support Services - Vacancy Report

Indiana Department of Correction
Table 2
Operational Capacity Compared to Population, by Facility
December 1, 2019

Minimum Security - Adult MALE					
	October Operational Capacity	November Operational Capacity	November Adjusted Operational Capacity*	November Ending Count	Percent +/- Capacity
Chain O'Lakes	102	102	101	100	-1%
Edinburgh	344	344	343	339	-1%
Miami - MCA	204	204	201	201	0%
New Castle - NCA	204	204	204	203	0%
Pendleton - IRO	220	220	219	218	0%
Westville - WCA	379	379	371	362	-2%
Wabash Valley - WVA	<u>198</u>	<u>198</u>	<u>196</u>	<u>195</u>	<u>-1%</u>
Total	1,651	1,651	1,635	1,618	-1%

Re-Entry & Work Release - Adult MALE					
Bartholomew Co. Re-Entry	20	20	40	0	-100%
Chain O'Lakes Re-Entry	38	38	37	32	-14%
Lake Co. Re-Entry/M	10	10	10	5	-50%
South Bend Re-Entry	193	201	197	180	-9%
VOA/Hope Hall Re-Entry	25	20	20	14	-30%
Starke Co. PI - TC	<u>48</u>	<u>48</u>	32	32	0
Total	334	337	336	263	-22%

Medium Security - Adult MALE					
Branchville	1,485	1,533	1,473	1,448	-2%
Correctional Industrial	1,495	1,495	1,479	1,471	-1%
Indiana State Prison ISO	385	385	383	364	-5%
Plainfield	1,696	1,696	1,509	1,497	-1%
Putnamville	2,510	2,510	2,186	2,150	-2%
Heritage Trail	868	868	861	850	-1%
Westville	2,941	2,941	2,654	2,519	-5%
New Castle	<u>2,431</u>	<u>2,431</u>	<u>2,392</u>	<u>2,390</u>	<u>0%</u>
Total	13,811	13,859	12,937	12,689	-2%

Table 2 (Cont.)

Maximum Security - Adult MALE					
--------------------------------------	--	--	--	--	--

	October Operational Capacity	November Operational Capacity	November Adjusted Operational Capacity*	November Ending Count	Percent +/- Capacity
Miami	2,984	2,984	2,953	2,922	-1%
Indiana State Prison	2,067	2,067	1,997	1,988	0%
Pendleton	1,449	1,449	1,431	1,415	-1%
Pendleton Treatment Unit	214	260	160	160	0%
ISR Secure Housing Unit	69	69	58	58	0%
New Castle Annex	486	486	454	433	-5%
New Castle Mental Health	128	128	116	116	0%
WCU Secure Housing Unit	110	110	100	100	0%
Wabash Valley	1,785	1,785	1,719	1,711	0%
WVS Secure Housing Unit	216	216	188	188	0%
Reception Diag. Center	<u>695</u>	<u>695</u>	<u>649</u>	<u>649</u>	<u>0%</u>
Total	10,203	10,249	9,825	9,740	-1%

Minimum Security & Re-Entry - Adult FEMALE					
---	--	--	--	--	--

Madison	740	810	810	681	-16%
Jefferson Co. Re-Entry	72	72	70	66	-6%
Crane House	45	45	45	21	-53%
Total	857	927	925	768	-17%

Medium Security - Adult FEMALE					
---------------------------------------	--	--	--	--	--

Rockville	<u>1,041</u>	<u>1,041</u>	<u>994</u>	<u>989</u>	-1%
Total	1,041	1,041	994	989	-1%

Maximum Security - Adult FEMALE					
--	--	--	--	--	--

Women's Prison	727	727	699	681	-3%
Rockville Intake	<u>212</u>	<u>212</u>	<u>147</u>	<u>147</u>	<u>0%</u>
Total	939	939	846	828	-2%

JAIL BED COUNT**					
-------------------------	--	--	--	--	--

Adult Male	210	210	210	210	0%
Adult Female	<u>24</u>	<u>35</u>	<u>35</u>	<u>35</u>	<u>0%</u>
Total	234	245	245	245	0%

JUVENILE OFFENDERS					
---------------------------	--	--	--	--	--

	Juvenile Male				
Logansport Juvenile Intake/Diagnostic Facility	92	92	14	14	0%
North Central Juvenile Correctional Facility	174	174	173	129	-25%
Pendleton Juvenile Correctional Facility	<u>391</u>	<u>391</u>	<u>376</u>	<u>217</u>	<u>-42%</u>
Total	657	657	563	360	-36%

Table 2 (Cont.)

Juvenile Female

	October Operational Capacity	November Operational Capacity	November Adjusted Operational Capacity*	November Ending Count	Percent +/- Capacity
LaPorte Juvenile Correctional Facility	62	62	59	28	-53%

TOTALS

	October Operational Capacity	November Operational Capacity	November Adjusted Operational Capacity*	November Ending Count	Percent +/- Capacity
GRAND TOTAL FOR ALL ADULT MALES (Includes Jail Bed Count and Contracted Beds)	26,209	26,306	24,943	24,520	-2%
TOTAL FOR ADULT MALES IDOC FACILITIES ONLY	25,896	25,990	24,631	24,259	-2%
GRAND TOTAL FOR ALL ADULT FEMALES (Includes Jail Bed Count and Contracted Beds)	2,861	2,942	2,800	2,620	-6%
TOTAL FOR ADULT FEMALES IDOC FACILITIES ONLY	2,792	2,862	2,720	2,564	-6%
TOTAL FOR JUVENILE MALES	657	657	563	360	-36%
TOTAL FOR JUVENILE FEMALES	62	62	59	28	-53%
GRAND TOTAL FOR THE DEPARTMENT (Includes Jail Bed Count** and Contracted Beds)	29,789	29,967	28,365	27,528	-3%
GRAND TOTAL FOR THE DEPARTMENT (Excludes Jail Bed Count and Contracted Beds)	29,407	29,571	27,973	27,211	-3%

*Adjusted Operational Capacity includes Intake Beds and excludes Down, Held, and Segregation/Infirmary, and Program/Treatment Hold Beds.

**Jail Bed Counts - IDOC offender Jail Bed holding is demand-based, therefore Jail Bed Percent Capacity is always 0%. Jail Bed Operational Capacity is determined by each county's availability and fluctuates from month to month.

Sources: Planning Division Facility Body Count Report
 Planning Division Juvenile Daily Count Report
 OIS - Jail Bed Count
 Operational Support Services - Vacancy Report

Indiana Department of Correction

Table 3

Facility Population on the First Day of Each Month (Excludes County Jail "Back-ups" & Contracted Beds)

<u>2018</u>	Adult	Adult	Juvenile	Juvenile	<u>Total</u>
	<u>Male</u>	<u>Female</u>	<u>Male</u>	<u>Female</u>	
January	23,290	2,345	354	40	26,029
February	23,273	2,356	372	47	26,048
March	23,364	2,395	394	45	26,198
April	23,505	2,414	395	48	26,362
May	23,506	2,443	387	43	26,379
June	23,719	2,466	394	40	26,619
July	23,794	2,447	379	29	26,649
August	23,677	2,442	377	35	26,531
September	23,738	2,502	373	32	26,645
October	23,788	2,505	375	39	26,707
November	23,874	2,523	357	41	26,795
December	23,894	2,511	369	41	26,815

<u>2019</u>	Adult	Adult	Juvenile	Juvenile	<u>Total</u>
	<u>Male</u>	<u>Female</u>	<u>Male</u>	<u>Female</u>	
January	23,970	2,500	365	38	26,873
February	23,876	2,481	382	41	26,780
March	23,963	2,481	386	40	26,870
April	24,030	2,488	383	44	26,945
May	24,103	2,522	372	34	27,031
June	24,138	2,549	360	36	27,083
July	24,181	2,596	355	34	27,166
August	24,186	2,574	367	43	27,170
September	24,285	2,630	373	39	27,327
October	24,264	2,614	376	39	27,293
November	24,274	2,582	368	39	27,263
December	24,259	2,564	360	28	27,211

Source: Research Division Juvenile Daily Count Report

Indiana Department of Correction
Table 4
Parole Caseload on December 04, 2019

<u>Parole District</u>	Indiana Parolees		Other Jurisdiction		<u>Total</u>
	<u>Adult Male</u>	<u>Adult Female</u>	<u>Adult Male</u>	<u>Adult Female</u>	
<i>Interstate Compact (PD0)*</i>	389	29	437	48	903
	<u>District Supervision Breakdown as follows:</u>				
Re-Entry Parole (PD1)	309	40	28	3	380
Fort Wayne (PD2)	595	55	32	3	685
Indianapolis (PD3)	1251	104	75	5	1,435
Evansville (P4A)	377	41	42	5	465
Terre Haute (P4B)	412	50	19	1	482
Bloomington (PD5)	313	52	26	6	397
Gary (PD6)	389	23	67	4	483
New Castle (PD7)	593	116	39	6	754
South Bend (PD8)	581	52	68	9	710
Madison (PD9)	273	55	41	6	375
Total	5,482	617	437	48	6,584

Total Parole Population on the First Day of Each Month

<u>Calendar Year 2019</u>	Indiana Parolees		Other Jurisdiction		<u>Total</u>
	<u>Adult Male</u>	<u>Adult Female</u>	<u>Adult Male</u>	<u>Adult Female</u>	
January	5,792	610	492	53	6,947
February	5,793	621	501	74	6,989
March	5,726	600	456	48	6,830
April	5,747	593	446	48	6,834
May	5,693	589	442	53	6,777
June	5,660	579	442	54	6,735
July	5,633	584	443	54	6,714
August	5,646	584	439	54	6,723
September	5,534	584	441	51	6,610
October	5,572	598	437	50	6,584
November	5,476	601	438	48	6,563
December	5,482	617	437	48	6,584

** Includes Indiana parolees who are serving their parole in another state, as well as offenders from other States being supervised in Indiana (Interstate Compact)*

Sources: Juvenile Services
Parole Division



Adult Offender Statistics



Indiana Department of Correction
Table 5
Monthly Admissions and Releases- Adult Offenders
(Includes County Jail "Back-ups" & Contracted Beds)
November 2019

Admissions	Male	Female	Total
New Commitments	386	61	447
Parole Violators - New Commits	36	2	38
Parole Violators - Technical	98	8	106
Unsentenced (Safekeepers)	3	0	3
Return from Esc - Sec/NonSec Facility	1	0	1
Return from Escape - Non-Secure Facility	0	0	0
Return from Escape - CTP Absconds	0	0	0
Court Supervision Violators - New Commits	121	20	141
Court Supervision Violators - Technical	144	34	178
Return from CTP - New Commits	0	0	0
Return from CTP - Technical	9	0	9
Unknown (Missing Data)	0	0	0
Total Admissions	798	125	923

Releases	Male	Female	Total
Parole	383	65	448
Probation	239	41	280
Escape Secure Facility	1	0	1
Walk-Away - Non-Secure Facility	0	1	1
Discharged	97	16	113
Unsentenced Discharged	0	0	0
Other (i.e. Death)	6	1	7
Community Transition Program (CTP)	76	17	93
CTP Absconds	1	0	1
Unknown (Missing Data)	0	0	0
Total Releases	803	141	944

Of the 386 new commitments of male felons, 188 (48.7%) had a prior commitment.

Of the 61 new commitments of female felons, 22 (36.1%) had a prior commitment.

Effective July 1, 1998, misdemeanants are to be committed to DOC only under special circumstances (IC 11-12-6)

Sources: SAS-prsadm8.pgm, SAS - prisrel8.pgm

Indiana Department of Correction
Table 6
New Admissions by County of Commitment - Adult Offenders

November 2019

County	Felony Level												Total	County	Felony Level												Total
	Murder	FA	FB	FC	FD	F1	F2	F3	F4	F5	F6	Other*			Murder	FA	FB	FC	FD	F1	F2	F3	F4	F5	F6	Other*	
Adams	0	0	0	0	0	0	0	1	0	0	1	0	2	Madison	1	0	3	1	0	0	2	6	4	21	10	0	48
Allen	2	1	2	1	2	0	2	13	4	13	13	0	53	Marion	2	1	5	2	0	5	15	29	23	68	4	0	154
Bartholomew	0	0	0	0	0	0	0	1	0	2	0	0	3	Marshall	0	0	0	0	0	0	2	6	5	5	0	0	18
Benton	0	0	0	0	0	0	0	1	0	1	0	0	1	Martin	0	0	0	0	0	0	0	0	0	0	0	0	0
Blackford	0	0	0	0	0	0	0	0	0	2	0	0	2	Miami	0	0	0	0	0	0	0	0	0	2	0	0	2
Boone	0	0	0	0	0	0	2	1	0	3	2	0	8	Monroe	0	0	0	1	0	0	0	1	2	0	0	0	4
Brown	0	0	0	0	0	0	0	0	0	1	2	0	3	Montgomery	0	0	0	0	0	0	1	2	6	2	0	0	11
Carroll	0	0	0	0	0	0	0	0	0	2	0	0	2	Morgan	0	0	0	0	0	0	1	1	1	0	0	0	3
Cass	0	0	0	0	0	1	0	0	0	2	0	0	3	Newton	0	0	0	0	0	0	0	0	0	1	1	0	2
Clark	0	0	0	0	0	0	0	0	0	3	0	0	3	Noble	0	0	1	0	0	0	1	0	3	2	0	0	7
Clay	0	0	0	1	0	0	0	0	1	2	0	0	4	Ohio	0	0	0	0	0	0	0	0	0	1	0	0	1
Clinton	0	0	0	0	0	1	1	1	1	2	1	0	7	Orange	0	0	0	0	0	0	0	0	0	0	0	0	0
Crawford	0	0	0	0	0	0	0	0	0	0	0	0	0	Owen	0	0	0	1	0	0	0	0	1	1	0	0	3
Daviess	0	0	0	0	0	0	0	1	1	0	0	0	2	Parke	0	0	0	0	0	0	0	0	0	0	4	0	4
Dearborn	0	0	2	0	0	0	1	3	1	2	0	0	9	Perry	0	0	0	0	0	0	0	0	0	1	0	0	1
Decatur	0	0	0	0	0	0	0	1	0	2	2	0	5	Pike	0	0	0	0	0	1	0	0	1	1	0	0	3
DeKalb	0	0	0	0	0	0	0	1	1	2	0	0	4	Porter	0	0	2	0	1	1	0	1	3	5	0	0	13
Delaware	0	0	1	0	0	0	1	1	4	5	1	0	13	Posey	0	0	0	0	0	0	1	2	2	0	0	0	5
Dubois	0	0	0	0	0	0	0	2	2	2	0	0	6	Pulaski	0	0	1	0	0	0	0	0	0	1	0	0	2
Elkhart	0	4	3	0	0	0	0	1	1	9	2	0	20	Putnam	0	0	0	2	1	0	0	0	0	1	0	0	4
Fayette	0	0	0	0	0	0	0	0	1	5	0	0	6	Randolph	0	0	0	0	0	0	0	0	0	0	2	0	2
Floyd	0	1	1	1	0	0	0	0	0	1	0	0	4	Ripley	0	0	1	0	1	0	0	1	0	1	5	0	9
Fountain	0	0	0	0	0	0	0	0	0	0	0	0	0	Rush	0	0	0	0	0	1	0	0	1	3	0	5	
Franklin	0	0	0	1	0	0	0	0	0	0	0	0	1	St. Joseph	0	0	0	1	0	0	0	3	1	4	2	0	11
Fulton	0	0	0	0	0	0	1	2	0	1	0	0	4	Scott	0	0	0	0	0	0	0	0	1	1	0	0	2
Gibson	0	0	0	1	0	1	0	0	0	2	0	0	4	Shelby	0	0	0	0	0	0	1	1	1	2	0	0	5
Grant	0	1	0	0	0	0	2	0	4	4	1	0	12	Spencer	0	0	0	0	0	0	0	0	0	0	1	0	1
Greene	0	0	0	0	0	0	0	1	0	2	0	0	3	Starke	0	0	0	0	0	0	0	1	0	0	0	0	1
Hamilton	0	0	1	0	0	0	0	1	0	2	2	0	6	Steuben	0	0	0	0	0	0	1	0	0	0	0	0	1
Hancock	0	0	0	0	0	0	0	0	0	1	2	0	3	Sullivan	0	0	0	0	0	1	1	0	1	1	0	0	4
Harrison	0	0	0	1	0	0	0	0	2	1	0	0	4	Switzerland	0	0	0	0	0	0	0	0	0	0	0	0	0
Hendricks	0	0	0	0	0	0	1	0	1	3	0	0	5	Tippecanoe	0	4	2	0	0	0	2	3	7	5	0	0	23
Henry	0	0	0	0	0	0	1	1	2	5	1	0	10	Tipton	0	0	0	0	0	0	0	0	0	0	0	0	0
Howard	0	0	1	0	1	0	0	1	2	3	0	0	8	Union	0	0	0	0	0	0	0	0	0	2	0	0	2
Huntington	0	0	0	1	0	0	0	0	2	5	0	0	8	Vanderburgh	0	0	1	0	0	1	2	3	7	14	5	0	33
Jackson	0	0	0	0	1	0	1	0	1	2	0	0	5	Vermillion	0	0	0	0	0	0	2	1	0	0	0	0	3
Jasper	0	0	1	0	0	0	0	1	0	0	0	0	2	Vigo	0	0	1	0	0	0	3	1	7	3	2	0	17
Jay	0	0	0	0	0	0	1	0	2	5	1	0	9	Wabash	0	1	1	0	0	0	0	0	1	7	0	0	10
Jefferson	0	0	0	0	0	1	1	3	1	4	0	0	10	Warren	0	0	1	0	0	0	0	0	0	0	0	0	1
Jennings	1	0	0	0	0	0	0	0	0	0	1	0	2	Warrick	0	0	0	0	0	1	0	0	0	0	0	0	1
Johnson	0	0	0	0	0	0	0	5	2	4	4	0	15	Washington	1	0	0	0	0	1	0	1	1	2	0	0	6
Knox	0	0	1	0	0	0	0	0	0	1	0	0	2	Wayne	0	0	0	0	0	1	0	1	1	5	0	0	8
Kosciusko	0	0	1	1	0	0	0	1	2	2	1	0	8	Wells	0	0	1	0	0	0	1	1	6	5	0	0	14
LaGrange	0	0	1	0	1	0	0	1	0	2	0	0	5	White	0	0	0	0	0	0	0	0	0	1	0	0	1
Lake	0	0	2	1	0	0	0	1	2	12	0	0	18	Whitley	0	0	0	0	0	0	1	1	0	0	0	0	2
LaPorte	0	0	0	0	0	1	1	0	2	5	0	0	9	Unknown	0	0	0	0	0	0	0	0	0	0	0	0	0
Lawrence	0	0	0	0	0	0	1	0	2	1	2	0	6	Totals	7	13	37	17	8	13	46	109	115	302	99	1	766

Data based on Most Serious Offense and includes only New- and Reccommitments.

Parole violators are not included.

*"Other" may include missing, habitual offense, contempt of court, or misdemeanor.

**"Unknown" represents offenders who were sentenced to DOC, but County of Commitment data was unavailable.

Source: Prsadm7.pgm

Indiana Department of Correction

Table 7

Release Type by County of Commitment - Adult Offenders

November 2019

County	Release Type				Total	County	Release Type				Total
	Parole	Probation	Discharged	CTP			Parole	Probation	Discharged	CTP	
Adams	0	0	1	0	1	Madison	30	6	8	5	49
Allen	19	10	4	8	41	Marion	87	68	31	14	200
Bartholomew	6	1	0	0	7	Marshall	2	3	1	1	7
Benton	0	0	0	0	0	Martin	0	0	1	0	1
Blackford	2	0	1	0	3	Miami	2	1	0	0	3
Boone	3	2	1	0	6	Monroe	8	2	2	0	12
Brown	2	0	0	0	2	Montgomery	7	0	0	2	9
Carroll	1	0	0	0	1	Morgan	6	4	0	1	11
Cass	1	3	2	1	7	Newton	3	0	1	0	4
Clark	4	3	0	0	7	Noble	1	0	0	0	1
Clay	1	0	0	0	1	Ohio	1	2	0	0	3
Clinton	0	4	0	0	4	Orange	3	0	0	0	3
Crawford	0	0	0	0	0	Owen	0	0	0	0	0
Daviess	0	0	0	0	0	Parke	4	3	0	0	7
Dearborn	5	12	0	0	17	Perry	2	1	4	0	7
Decatur	2	3	0	1	6	Pike	1	1	0	0	2
DeKalb	1	0	0	1	2	Porter	4	2	0	0	6
Delaware	7	2	0	1	10	Posey	2	1	0	1	4
Dubois	3	3	0	0	6	Pulaski	0	0	1	0	1
Elkhart	17	14	2	6	39	Putnam	0	0	1	1	2
Fayette	4	1	2	0	7	Randolph	0	0	0	0	0
Floyd	4	0	3	0	7	Ripley	3	2	1	0	6
Fountain	0	0	0	1	1	Rush	2	1	0	1	4
Franklin	0	1	0	0	1	St. Joseph	12	13	2	4	31
Fulton	2	0	1	1	4	Scott	3	6	1	0	10
Gibson	1	0	0	0	1	Shelby	4	2	0	1	7
Grant	8	3	0	3	14	Spencer	0	1	0	0	1
Greene	3	4	0	0	7	Starke	2	1	1	0	4
Hamilton	3	3	1	1	8	Steuben	2	0	0	1	3
Hancock	7	1	3	0	11	Sullivan	1	1	0	1	3
Harrison	2	4	1	0	7	Switzerland	0	0	0	0	0
Hendricks	4	6	1	0	11	Tippecanoe	5	9	1	7	22
Henry	6	4	1	2	13	Tipton	0	0	0	0	0
Howard	5	6	4	0	15	Union	0	1	0	0	1
Huntington	6	5	0	0	11	Vanderburgh	16	5	8	8	37
Jackson	9	5	1	2	17	Vermillion	2	0	0	0	2
Jasper	1	0	1	0	2	Vigo	7	4	3	2	16
Jay	3	2	1	0	6	Wabash	3	5	1	1	10
Jefferson	6	2	2	0	10	Warren	0	0	0	0	0
Jennings	2	1	2	0	5	Warrick	2	2	0	1	5
Johnson	19	4	2	0	25	Washington	1	2	0	0	3
Knox	0	2	0	0	2	Wayne	8	3	0	2	13
Kosciusko	7	3	3	0	13	Wells	6	2	0	0	8
LaGrange	2	2	1	0	5	White	0	0	0	1	1
Lake	13	2	3	4	22	Whitley	4	2	0	1	7
LaPorte	7	6	0	1	14	Unknown	1	0	0	0	1
Lawrence	3	0	1	4	8	Totals	448	280	113	93	934

This data excludes Temporary Moves, Safekeepers, Predispositions, Escapes, Deaths, releases from CTP and releases from Out of State Parole.

*"Unknown" represents offenders who were sentenced to DOC, but County of Commitment data was unavailable.

Source: prisrel7.pgm

Indiana Department of Correction
Table 8
The Number of Department of Correction Offenders
Held in County Jails*
November 30, 2019.

<u>County</u>	<u>Adult Male</u>	<u>Adult Female</u>	<u>County</u>	<u>Adult Male</u>	<u>Adult Female</u>	<u>County</u>	<u>Adult Male</u>	<u>Adult Female</u>
Adams	4	0	Hendricks	2	1	Pike	0	0
Allen	19	1	Henry**	2	0	Porter	4	0
Bartholomew	1	1	Howard	3	1	Posey	0	0
Benton	0	0	Huntington	1	0	Pulaski**	1	0
Blackford**	0	2	Jackson	0	0	Putnam**	1	0
Boone	0	0	Jasper	0	0	Randolph	1	0
Brown	0	0	Jay	5	0	Ripley	3	0
Carroll	1	0	Jefferson	4	2	Rush	0	0
Cass	1	0	Jennings	1	1	St. Joseph	1	0
Clark	2	1	Johnson	6	1	Scott	0	0
Clay	1	0	Knox**	2	0	Shelby	6	1
Clinton	2	0	Kosciusko	2	0	Spencer**	5	0
Crawford**	0	0	LaGrange	0	0	Starke	2	0
Daviess	0	0	Lake	6	3	Steuben	3	1
Dearborn	1	0	LaPorte	2	0	Sullivan	1	0
Decatur	2	1	Lawrence	1	0	Switzerland	0	0
DeKalb	0	0	Madison	6	1	Tippecanoe	17	0
Delaware	2	1	Marion	13	3	Tipton	0	0
Dubois	0	0	Marshall	2	0	Union	0	0
Elkhart	9	1	Martin	0	0	Vanderburgh	9	4
Fayette	1	0	Miami	1	0	Vermillion	2	0
Floyd	4	0	Monroe	1	0	Vigo	0	1
Fountain	0	0	Montgomery	5	1	Wabash	4	0
Franklin	1	0	Morgan	2	0	Warren	0	0
Fulton	0	0	Newton	0	0	Warrick	0	0
Gibson	0	0	Noble	0	0	Washington	1	1
Grant	10	1	Ohio	0	0	Wayne	7	3
Greene	0	0	Orange**	0	0	Wells**	3	0
Hamilton	3	1	Owen	0	0	White	1	0
Hancock	0	0	Parke	4	0	Whitley	2	0
Harrison**	1	0	Perry	0	0	Total	210	35

* Data is based on known frequencies reported by the counties; some county data may be missing

** County Jail Substance Abuse Programs

Source: Offender Movement □

Indiana Department of Correction
Table 9
Community Transition Program
Average Daily Populations

<u>Month</u>	<u>2015</u>	<u>2016</u>	<u>2017</u>	<u>2018</u>	<u>2019</u>
January	457	518	465	392	382
February	442	480	475	402	379
March	468	492	475	411	372
April	529	518	481	441	376
May	549	499	487	443	396
June	539	469	481	398	379
July	539	491	445	386	393
August	559	496	421	395	336
September	538	509	400	387	330
October	564	478	385	384	324
November	528	470	389	366	323
December	<u>522</u>	<u>461</u>	<u>372</u>	<u>381</u>	
YEARLY AVERAGE	519	490	440	399	363

Source: CTP Database and OIS Warmbody

Indiana Department Of Correction
Table 10
Community Transition Program
November 2019 Release Information (Felony Level A-D)

Total number of offenders eligible to be released =		180
Felony A and B total =	135	
Felony C total =	36	
Felony D total =	3	
Murder =	6	
Total number of offenders transitioned to counties for CTP =		34
By default (lack of response from judge)		
Felony A or B =	0	
Felony C =	0	
Felony D =	0	
By approval by court order from judge		
Felony A or B =	27	
Felony C =	6	
Felony D =	0	
Murder =	1	
Total number of offenders transitioned to counties then returned to DOC due to refusal (court ordered denial upon receipt of offender) =		0
Total number of court ordered denials =		94
Felony A or B =	65	
Felony C =	24	
Felony D =	0	
Murder =	5	
Total number of Felony A or B, or Murder denials by default (no response from judge) =		34
Total number of offenders who became ineligible after eligibility determined but prior to CTP commencement date (reasons include change in Earliest Possible Release Date, change in warrant status, released to probation or to parole, other miscellaneous) =		18
Felony A or B =	9	
Felony C =	6	
Felony D =	3	
Murder =	0	

Indiana Department Of Correction
Table 10
Community Transition Program
November 2019 Release Information (Felony Level 1-6)

Total number of offenders eligible to be released =		264
Felony 1 and 2 total =	8	
Felony 3 and 4 total =	89	
Felony 5 and 6 total =	167	
Total number of offenders transitioned to counties for CTP =		62
By default (lack of response from judge)		
Felony 1 and 2 total =	0	
Felony 3 and 4 total =	0	
Felony 5 and 6 total =	19	
By approval by court order from judge		
Felony 1 and 2 total =	3	
Felony 3 and 4 total =	24	
Felony 5 and 6 total =	16	
Total number of offenders transitioned to counties then returned to DOC due to refusal (court ordered denial upon receipt of offender) =		0
Total number of court ordered denials =		137
Felony 1 and 2 total =	5	
Felony 3 and 4 total =	39	
Felony 5 and 6 total =	93	
Total number of Felony 1 or 2 denials by default (no response from judge) =		0
Total number of offenders who became ineligible after eligibility determined but prior to CTP commencement date (reasons include change in Earliest Possible Release Date, change in warrant status, released to probation or to parole, other miscellaneous) =		49
Felony 1 and 2 total =	0	
Felony 3 and 4 total =	10	
Felony 5 and 6 total =	39	

Source: SAS - CTP2 Adms

Indiana Department of Correction
Table 11
Total Number of Felony Offenses
Committed to the Indiana Department of Correction

November 2019

Felony Level	Primary Offense	Secondary Offense	Sep-19		This Calendar Year	
			SEX		SEX	
			F	M	F	M
A Felony	Attempt to Commit a Felony (35-41-5-1)	Child Molesting (35-42-4-3)	-	1	-	1
	Burglary (35-43-2-1)		-	1	-	7
	Child Molesting (35-42-4-3)		-	12	5	48
	Criminal Deviate Conduct (35-42-4-2)		-	-	-	1
	Dealing Cocaine or Narcotic Drug (35-48-4-1)		-	10	1	35
	Dealing Methamphetamine (35-48-4-1.1)		-	-	5	3
	Dealing Sched I, II, or III Cntrl Sub (35-48-4-2)		-	-	2	5
	Possession of Cocaine or Narcotic Drug (35-48-4-6)		-	-	-	1
	Rape (35-42-4-1)		-	-	-	3
	Robbery (35-42-5-1)		-	-	-	3
	Voluntary Manslaughter (35-42-1-3)		-	-	-	3
A Felony Total			0	24	13	110

Felony Level	Primary Offense	Secondary Offense	Sep-19		This Calendar Year		
			SEX		SEX		
			F	M	F	M	
B Felony	Aggravated Battery (35-42-2-1.5)		-	2	1	7	
	Arson (35-43-1-1)		-	-	-	5	
	Battery (35-42-2-1)		-	-	-	3	
	Burglary (35-43-2-1)		1	12	10	129	
	Carjacking (35-42-5-2)		-	-	-	2	
	Child Molesting (35-42-4-3)		-	1	-	22	
	Criminal Confinement (35-42-3-3)		-	-	-	3	
	Criminal Deviate Conduct (35-42-4-2)		-	-	-	3	
	Dealing Cocaine or Narcotic Drug (35-48-4-1)		1	12	7	79	
	Dealing Methamphetamine (35-48-4-1.1)		2	4	25	70	
	Dealing Sched I, II, or III Cntrl Sub (35-48-4-2)		1	4	22	31	
	Dealing Sched IV Cntrl Sub (35-48-4-3)		-	-	1	1	
	Felon in Possession of a Firearm (35-47-4-5)		-	1	1	13	
	Incest (35-46-1-3)		-	-	-	3	
	Neglect of a Dependent (35-46-1-4)		-	-	2	2	
	Operating Vehicle Intoxicated/Death (9-30-5-5)		-	-	-	2	
	Possession Methamphetamine (35-48-4-6.1)		-	1	1	5	
	Possession of Cocaine or Narcotic Drug (35-48-4-6)		-	1	2	4	
	Prisoner Poss. Dang Device/Material (35-44-3-9.5)		-	-	-	1	
	Rape (35-42-4-1)		-	-	-	5	
	Robbery (35-42-5-1)		1	5	5	66	
	Sexual Misconduct with a Minor (35-42-4-9)		-	-	1	20	
	B Felony Total			6	43	78	476

Felony Level	Primary Offense	Secondary Offense	Sep-19		This Calendar Year	
			SEX		SEX	
			F	M	F	M
C Felony	Battery (35-42-2-1)		1	1	1	18
	Burglary (35-43-2-1)		1	2	1	53
	Child Exploitation (35-42-4-4)		-	-	-	1
	Child Molesting (35-42-4-3)		-	9	-	60
	Conspiracy (35-41-5-2)	Burglary (35-43-2-1)	-	-	-	3
	Corrupt Business Influence (35-45-6-2)		-	1	-	5
	Criminal Confinement (35-42-3-3)		-	-	-	1
	Criminal Recklessness (35-42-2-2)		-	-	1	3
	Dangerous Control of a Handgun (35-47-10-6)		-	-	-	1
	Dealing Cocaine or Narcotic Drug (35-48-4-1)		-	-	-	1
	Dealing Marijuana, Hash Oil, or Hashish (35-48-4-10)		-	-	-	2
	Dealing Sched IV Controlled Substance (35-48-4-3)		-	-	1	3
	Driving After Forfeiture (9-12-3-2)		-	-	-	1
	Escape/Failure to Return (35-44-3-5)		-	-	-	1
	Failure to Register as a Sex Offender (11-8-8-17)		-	-	-	2
	Firearm w/in One Mile of School (35-47-2-1)		-	-	-	2
	Forgery (35-43-5-2)		-	-	5	27
	Fraud on Financial Institution (35-43-5-8)		-	-	-	3
	Handgun Violation (35-47-2-7)		-	-	-	3
	Incest (35-46-1-3)		-	-	-	1
	Intimidation (35-45-2-1)		-	-	-	1
	Neglect of a Dependent (35-46-1-4)		-	-	2	2
	Non-Support of Dependent Child (35-46-1-5)		-	7	1	48
	Oper Veh Intox Prev Conv (9-30-5-2)		-	-	1	-
	Operating Vehicle w/Lifetime Suspension (9-30-10-17)		-	1	-	9
	Operating Vehicle-Habitual Violation (9-30-10-16)		-	-	-	2
	Possession Methamphetamine (35-48-4-6.1)		-	-	1	2
	Possession of Cocaine or Narcotic Drug (35-48-4-6)		-	-	1	5
	Possession of Controlled Substance (35-48-4-7)		-	-	2	1
	Possession of Precursors (35-48-4-14.5)		-	-	-	2
	Reckless Homicide (35-42-1-5)		-	-	-	1
	Robbery (35-42-5-1)		-	1	1	19
	Sexual Misconduct with a Minor (35-42-4-9)		-	1	-	9
Trafficking with an Inmate (35-44-3-9)		-	-	-	1	
Welfare Fraud (35-43-5-7)		-	-	3	-	
C Felony Total			2	23	21	293

Felony Level	Primary Offense	Secondary Offense	Sep-19		This Calendar Year	
			SEX		SEX	
			F	M	F	M
D Felony	Assisting a Criminal (35-44-3-2)		-	-	1	-
	Attempt to Commit a Felony (35-41-5-1)	Theft, Receiving Stolen Property (35-43-4-2)	-	-	-	1
	Auto Theft, Receiving Stolen Parts (35-43-4-2.5)		-	1	-	7
	Battery (35-42-2-1)		-	1	1	3
	Battery by Bodily Waste (35-42-2-6)		-	-	3	1
	Check Fraud (35-43-5-12)		-	-	1	3
	Child Exploitation (35-42-4-4)		-	-	-	2
	Child Pornography (35-42-4-4)		-	-	-	1
	Criminal Confinement (35-42-3-3)		-	-	-	3
	Criminal Mischief (35-43-1-2)		-	-	1	-
	Criminal Recklessness (35-42-2-2)		-	-	1	7
	Dealing Marijuana, Hash Oil, or Hashish (35-48-4-10)		-	-	-	1
	Dealing/Poss. Look-Alike Subs (35-48-4-11.5)		-	-	1	-
	Domestic Battery (35-42-2-1.3)		-	-	-	1
	Driving While Intoxicated/Injury (9-11-2-4)		-	-	-	2
	Driving While Suspended/Oper Veh HTV (9-30-10-16)		-	-	2	4
	Exploit Endangered Adult (35-46-1-12)		-	-	-	1
	Fail to Stop Accident w/Injury (9-26-1-1)		-	-	1	2
	Failure to Appear (35-44-3-6)		-	-	-	1
	Failure to Register as a Sex Offender (11-8-8-17)		-	-	-	1
	Failure to Return to Lawful Detention (35-44-3-5)		-	-	-	5
	Fraud (35-43-5-4)		-	-	-	1
	Identity Deception (35-43-5-3.5)		-	-	-	1
	Intimidation (35-45-2-1)		-	-	2	1
	Involuntary Manslaughter (35-42-1-4)		-	-	-	1
	Maintaining a Common Nuisance (35-48-4-13)		1	3	3	10
	Neglect of a Dependent (35-46-1-4)		-	-	-	2
	Non-Support of a Child (35-46-1-5)		-	4	1	28
	Obstruction of Justice (35-44-3-4)		-	-	1	-
	Operating Vehicle Intox-Prior (9-30-5-3)		1	-	3	6
	Operating Vehicle Intoxicated-Endanger (9-30-5-2)		-	-	-	3
	Poss. of Marijuana, Hash Oil, or Hashish (35-48-4-11)		-	2	1	8
	Possession - Syringe/Needle (16-42-19-18)		-	1	2	1
	Possession of Cocaine or Narcotic Drug (35-48-4-6)		-	1	3	11
	Possession of Controlled Substance (35-48-4-7)		-	-	3	10
	Possession of Meth(35-48-4-6.1)		-	-	2	7
	Possession of Precursors (35-48-4-14.5)		-	-	-	5
	Possession/Use of Legend Drug (16-42-19-13)		-	-	1	-
	Residential Entry (35-43-2-1.5)		-	1	1	2
	Resisting Law Enforcement (35-44-3-3)		1	1	2	12
	Resisting Law Enforcement, Vehicle (35-44.1-3-1A)		-	-	-	1
	Sexual Battery (35-42-4-8)		-	-	-	6
	Sexual Misconduct with a Minor (35-42-4-9)		-	-	-	2
	Strangulation (35-42-2-9)		-	-	-	3
	Theft, Receiving Stolen Property (35-43-4-2)		-	3	9	72
	Vicarious Sexual Gratification (35-42-4-5)		-	-	-	1
	Welfare Fraud (35-43-5-7)		-	-	-	4
D Felony Total			3	18	46	244

Felony Level	Primary Offense	Secondary Offense	Sep-19		This Calendar Year	
			SEX		SEX	
			F	M	F	M
Level 1 Felony	Aggravated Battery (35-42-2-1.5)		-	-	-	3
	Attempted Murder (35-42-1-1(1))		-	-	-	5
	Attempt to Commit a Felony (35-41-5-1)		-	-	-	1
		Child Molesting (35-42-4-3)	-	-	-	1
		Murder (35-42-1-1)	-	6	2	32
	Burglary (35-43-2-1)		-	1	-	6
	Child Molesting (35-42-4-3)		-	10	2	131
	Conspiracy (35-41-5-2)	Murder (35-42-1-1)	-	-	-	1
	Criminal Gang Enhancement (35-50-2-15)		-	-	-	1
	Firearm Enhancement (35-50-2-11)		-	-	-	1
	Neglect of a Dependent/Death (35-46-1-4)		-	-	5	4
	Rape (35-42-4-1)		-	1	-	10
	Sex Misconduct w/ Minor (35-42-4-9)		-	-	-	2
Level 1 Felony Total			0	18	9	198

Felony Level	Primary Offense	Secondary Offense	Sep-19		This Calendar Year	
			SEX		SEX	
			F	M	F	M
Level 2 Felony	Aiding, Inducing or Causing an Offense (35-41-2-4)	Dealing Cocaine or Narcotic Drug (35-48-4-1)	-	-	1	-
		Robbery (35-42-5-1)	-	-	-	1
	Arson (35-43-1-1)		-	-	1	-
	Attempt to Commit a Felony (35-41-5-1)	Robbery (35-42-5-1)	-	-	2	6
		Voluntary Manslaughter (35-42-1-3)	-	-	-	1
	Battery (35-42-2-1)		-	-	-	3
	Burglary (35-43-2-1)		-	2	2	23
	Child Molesting (35-42-4-3)		-	-	-	2
	Conspiracy (35-41-5-2)	Burglary (35-43-2-1)	-	-	-	4
		Dealing Cocaine or Narcotic Drug (35-48-4-1)	-	-	-	1
		Dealing Methamphetamine (35-48-4-1.1)	-	-	1	4
		Robbery (35-42-5-1)	1	-	3	2
	Criminal Confinement (35-42-3-3)		-	-	1	2
	Dealing Cocaine or Narcotic Drug (35-48-4-1)		-	10	7	96
	Dealing Methamphetamine (35-48-4-1.1)		8	24	72	207
	Dealing Sched I, II, or III Cntrl Sub (35-48-4-2)		-	1	-	6
	Dom. Batt. Rslt in Dth of a Minor under 14 (35-42-2-1.3A)		-	-	-	1
	Manufacturing Methamphetamine (35-42-4-5)		-	-	-	1
	Resisting Law Enforcement (35-44.1-3-1)		-	-	-	1
	Robbery (35-42-5-1)		-	1	4	23
	Voluntary Manslaughter (35-42-1-3)		-	4	5	27
Level 2 Felony Total			9	42	99	411

Felony Level	Primary Offense	Secondary Offense	Sep-19		This Calendar Year	
			SEX		SEX	
			F	M	F	M
Level 3 Felony	Accident/Failure to Stop-Serious Inj/Death (9-26-1-1)		-	-	-	4
	Aggravated Battery (35-42-2-1.5)		2	12	11	95
		Firearm Enhancement (35-50-2-11)	-	-	-	1
	Aiding, Inducing or Causing an Offense (35-41-2-4)	Aggravated Battery (35-42-2-1.5)	-	-	-	2
		Dealing Cocaine or Narcotic Drug (35-48-4-1)	-	-	-	1
		Dealing Methamphetamine (35-48-4-1.1)	-	-	1	1
		Robbery (35-42-5-1)	-	1	1	6
	Arson (35-43-1-1)		-	-	-	1
	Attempt to Commit a Felony (35-41-5-1)	Aggravated Battery (35-42-2-1.5)	-	-	-	3
		Kidnapping (35-42-3-2)	-	-	-	1
		Rape (35-42-4-1)	-	-	-	5
		Robbery (35-42-5-1)	1	-	2	11
	Battery (35-42-2-1)		-	4	1	14
	Burglary (35-43-2-1)		1	1	3	13
	Child Molesting (35-42-4-3)		-	4	-	36
	Conspiracy (35-41-5-2)	Burglary (35-43-2-1)	-	-	-	1
		Dealing Methamphetamine (35-48-4-1.1)	1	-	2	2
		Robbery (35-42-5-1)	-	-	-	5
	Criminal Confinement (35-42-3-3)		-	7	3	53
	Dealing Cocaine or Narcotic Drug (35-48-4-1)		1	11	12	99
	Dealing Methamphetamine (35-48-4-1.1)		10	22	53	159
	Dealing Sched I, II, or III Cntrl Sub (35-48-4-2)		-	1	6	9
	Dealing Sched IV Cntrl Sub (35-48-4-3)		-	-	-	4
	Disarm/Attempt to Disarm an Officer (35-44.1-3-2)		-	-	-	1
	Domestic Battery SBI Under 14 (35-42-2-1.3A)		-	-	-	2
	Human Sexual Trafficking (35-42-3.5-1)		-	-	-	1
	Kidnapping (35-42-3-2)		-	1	-	12
	Manufacturing Meth (35-48-4-1.2)		-	-	-	2
	Neglect of a Dependent/Death (35-46-1-4)		-	1	21	13
	Possession of Cocaine or Narcotic Drug (35-48-4-6)		-	-	3	12
	Possession of Meth (35-48-4-6.1)		1	11	24	63
	Rape (35-42-4-1)		-	4	-	52
	Resisting Law Enforcement (35-44.1-3-1)		-	1	-	1
	Robbery (35-42-5-1)		-	34	31	374
	Vicarious Sexual Gratification (35-42-4-5)		-	-	-	1
Level 3 Felony Total			17	115	174	1060

Felony Level	Primary Offense	Secondary Offense	Sep-19		This Calendar Year	
			SEX		SEX	
			F	M	F	M
Level 4 Felony	Aiding, Inducing or Causing an Offense (35-41-2-4)	Burglary (35-43-2-1)	-	-	-	4
		Conspiracy (35-41-5-2)	-	-	-	2
		Dealing Cocaine or Narcotic Drug (35-48-4-1)	-	-	-	1
		Dealing Methamphetamine (35-48-4-1.1)	-	2	2	4
		Possession of Meth (35-48-4-6.1)	-	-	1	-
	Arson (35-43-1-1)		1	1	6	33
	Attempt to Commit a Felony (35-41-5-1)	Arson (35-43-1-1)	-	-	-	3
		Burglary (35-43-2-1)	-	-	-	1
		Child Molesting (35-42-4-3)	-	-	-	1
		Conspiracy (35-41-5-2)	-	-	-	1
		Pharmacy Robbery (35-45-5-1B)	-	-	-	1
	Battery (35-42-2-1)		-	-	-	1
	Burglary (35-43-2-1)		6	30	53	337
	Child Exploitation (35-42-4-4)		-	-	-	8
	Child Molesting (35-42-4-3)		-	13	1	167
	Child Solicitation (35-42-4-6)		-	1	-	4
	Conspiracy (35-41-5-2)	Burglary (35-43-2-1)	-	-	-	3
		Conspiracy (35-41-5-2)	-	-	-	2
		Dealing Cocaine or Narcotic Drug (35-48-4-1)	-	1	2	1
		Dealing Methamphetamine (35-48-4-1.1)	-	-	3	1
	Dealing Cocaine or Narcotic Drug (35-48-4-1)		4	16	29	102
	Dealing Methamphetamine (35-48-4-1.1)		8	22	83	221
	Dealing Sched I, II, or III Cntrl Sub (35-48-4-2)		-	-	5	10
	Dealing Sched IV Controlled Substance (35-48-4-3)		-	-	-	3
	Escape 35-44.1-3-4		-	-	-	2
	Felon in Possession of a Firearm (35-47-4-5)		2	27	10	306
	Habitual Offender (35-50-2-8)		-	-	-	1
	Human Sexual Trafficking (35-42-3.5-1)		-	-	-	1
	Incest (35-46-1-3)		-	1	-	6
	Kidnapping(35-42-3-2)		-	1	-	1
	Manufacturing Meth (35-48-4-1.2)		-	-	2	5
	Operating Vehicle Intoxicated/Death (9-30-5-5)		1	3	6	17
	Pharmacy Robbery (35-42-5-1(b))		-	-	1	2
	Possession of Cocaine or Narcotic Drug (35-48-4-6)		-	1	4	29
	Possession of Dangerous Device (35-44.1-3-7)		-	-	-	2
	Possession of Meth (35-48-4-6.1)		1	8	34	96
	Promoting Prostitution, under 18 (35-45-4-4)		-	-	1	-
	Sexual Battery (35-42-4-8)		-	-	-	2
	Sexual Misconduct with a Minor (35-42-4-9)		-	8	4	61
	Stalking (35-45-10-5)		-	-	-	2
	Vicarious Sexual Gratification (35-42-4-5)		-	-	-	7
Level 4 Felony Total			23	135	247	1451

Felony Level	Primary Offense	Secondary Offense	Sep-19		This Calendar Year	
			SEX		SEX	
			F	M	F	M
Level 5 Felony	Accident/Failure to Stop-Serious Inj/Death (9-26-1-8)		-	-	-	1
	Aiding, Inducing or Causing an Offense (35-41-2-4)	Assisting a Criminal (35-44.1-2-5)	-	-	1	-
		Battery (35-42-2-1)	-	-	-	1
		Burglary (35-43-2-1)	1	1	2	5
		Dealing Cocaine or Narcotic Drug (35-48-4-1)	-	-	1	1

Felony Level	Primary Offense	Secondary Offense	Sep-19		This Calendar Year	
			SEX		SEX	
			F	M	F	M
Level 5 Felony (cont'd)		Dealing Methamphetamine (35-48-4-1.1)	-	-	1	-
		Dealing in Methamphetamine (35-48-4-1.1)	-	-	1	1
		Escape (35-44.1-3-4)	-	-	1	-
		F5NB	-	1	-	1
		Obstruction of Justice (35-44-3-4)	-	-	-	1
		Robbery (35-42-5-1)	-	-	-	4
		Trafficking with an Inmate (35-44.1-3-5)	-	-	-	2
		Assisting a Criminal (35-44.1-2-5)	-	-	5	12
		Assisting to Commit Suicide(35-42-1-2.5)	-	-	-	1
		Attempt to Commit a Felony (35-41-5-1)				
		Battery (35-42-2-1)	-	-	2	7
		Burglary (35-43-2-1)	1	-	1	4
		Dealing in Methamphetamine (35-48-4-1.1)	-	-	-	1
		Escape (35-44.1-3-4)	-	-	-	3
		Fraud on Financial Institution (35-43-5-8)	1	-	2	3
		Kidnapping (35-42-3-2)	-	-	-	2
		Robbery (35-42-5-1)	-	1	-	10
		Auto Theft, Receiving Stolen Parts (35-43-4-2.5)	-	1	1	16
		Battery (35-42-2-1)	-	47	59	422
		Bribery (35-44.1-1-2)	-	-	2	2
		Burglary (35-43-2-1)	1	46	32	367
		Child Exploitation (35-42-4-4)	-	4	1	35
		Child Pornography (35-42-4-4(C))	1	3	3	21
		Child Possession of a Firearm (35-47-10-5)	-	1	-	12
		Child Seduction (35-42-4-7)	1	-	1	6
		Child Solicitation (35-42-4-6)	-	3	2	27
		Conspiracy (35-41-5-2)				
		Burglary (35-43-2-1)	-	-	-	2
		Child Exploitation (35-42-4-4)	-	-	1	2
		Criminal Confinement (35-42-3-3)	-	1	1	1
		Dealing Cocaine or Narcotic Drug (35-48-4-1)	-	1	2	4
		Dealing in Methamphetamine (35-48-4-1.1)	-	-	-	3
		Escape (35-44.1-3-4)	-	-	-	1
		Fraud on Financial Institution (35-43-5-8)	-	-	1	2
		Robbery (35-42-5-1)	-	-	-	5
		Trafficking with an Inmate (35-44.1-3-5)	-	-	2	3
		Contrib. to the Delinquency of a Minor(35-46-1-8)	-	-	1	-
		Conversion (35-43-4-3)	-	-	1	2
		Corrupt Business Influence (35-45-6-2)	-	1	10	16
		Criminal Confinement (35-42-3-3)	-	5	-	60
		Criminal Gang Enhancement (35-50-2-15)	-	-	-	1
		Criminal Recklessness (35-42-2-2)	-	10	3	52
		Dangerous Control of a Handgun (35-47-10-6)	-	-	-	1
		Dealing Cocaine or Narcotic Drug (35-48-4-1)	5	11	40	125
		Dealing Marijuana, Hash Oil, or Hashish (35-48-4-10)	-	1	-	15
		Dealing Methamphetamine (35-48-4-1.1)	15	27	77	254
		Dealing Sched I, II, or III Cntrl Sub (35-48-4-2)	-	1	6	18
		Dealing Sched IV Cntrl Sub (35-48-4-3)	-	-	1	7
		Dealing in Methamphetamine (35-48-4-1.1)	4	10	64	173
		Dealing/Poss. Look-Alike Subs (35-48-4-4.6)	1	2	10	16
		Disarm/Attempt to Disarm an Officer (35-44.1-3-2)	-	-	-	11
		Domestic Battery (35-42-2-1.3)	2	23	12	176
		Escape (35-44.1-3-4)	2	4	15	56
		Fail to Stop Acc Death (9-26-1-1.1)	-	1	-	12
		Failure to Register as a Sex Offender (11-8-8-17)	1	9	3	103
		Firearm w/in One Mile of School (35-47-2-1)	2	26	22	318
		Fraud on Financial Institution (35-43-5-8)	1	3	28	44
		Habitual Felony Offender (35-50-2-8)	-	-	-	1
		Incest (35-46-1-3)	-	3	1	4
		Insurance Fraud (35-43-5-4.5)	-	-	1	-
		Intimidation (35-45-2-1)	-	9	5	94
		Involuntary Manslaughter (35-42-1-4)	1	-	2	2
		Kidnapping (35-42-3-2)	-	2	-	6
		Manufacture Destruct Device (35-47.5-5-2)	-	-	-	1
		Neglect of a Dependent/Death (35-46-1-4)	2	1	12	29
		Non-Support of Dependent Child (35-46-1-5)	-	-	3	14
		Obliterating Handgun I.D. (35-47-2-18)	-	1	1	20
		Obstruction of Justice (35-44.1-2-2)	-	2	-	11
		Oper Veh Aft Life Susp (9-30-10-17)	1	21	17	231
		Operating Veh while Intoxicated (9-30-5-2)	-	2	1	3
		Operating Vehicle Intoxicated-Contrld Sub (9-30-5-1)	-	-	-	3
		Habitual Offender Controlled Substance (35-50-2-10)	-	-	-	1
		Operating Vehicle Intoxicated/Death (9-30-5-5)	-	3	1	11
		Operating Vehicle Intoxicated/Injury (9-30-5-4)	-	1	2	5
		Possession - Destruct Device (35-47.5-5-2)	-	1	-	3
		Possession of Cocaine or Narcotic Drug 35-48-4-6	2	8	16	99
		Possession of Dangerous Device (35-44.1-3-7)	-	-	-	4
		Possession of Precursors (35-48-4-14.5)	-	-	1	2
		Possession of Syringes or Needles (16-42-19-18)	1	-	6	6
		Possession/Use of Legend Drug (16-42-19-13)	-	-	2	1
		Promoting Prostitution (35-45-4-4)	-	1	-	2
		Prov Gun to Inel Per (35-47-2.5-16)	-	-	1	1
	Reckless Homicide (35-42-1-5)	1	3	3	18	
	Removing ID Marks on a Handgun (35-50-2-8)	-	-	-	1	
	Resisting Law Enforcement (35-44.1-3-1)	-	1	2	4	
	Robbery (35-42-5-1)	2	16	17	183	
	Sexual Misconduct with a Minor (35-42-4-9)	-	3	3	70	
	Stalking (35-45-10-5)	-	1	1	25	
	Strangulation (35-42-2-9)	-	2	-	4	
	Theft, Receiving Stolen Property (35-43-4-2)	1	2	9	53	
	Trafficking with an Inmate (35-44.1-3-5)	-	3	17	26	
	Unlawful Transfer of Handgun Ownership (35-47-2-7(B))	-	1	-	1	
	Vicarious Sexual Gratification (35-42-4-5)	-	-	-	3	
Level 5 Felony Total			50	331	542	3393

Felony Level	Primary Offense	Secondary Offense	Sep-19		This Calendar Year	
			SEX		SEX	
			F	M	F	M
Level 6 Felony	Abuse of a Corpse (35-45-11-2)		-	-	-	1
	Accident/Failure to Stop-Serious Inj/Death (9-26-1-8)		-	-	-	1
	Aiding in Manufacture of Sch II Cont Subst (35-48-4-2)		-	-	1	2
	Aiding, Inducing or Causing an Offense (35-41-2-4)	Theft, Receiving Stolen Property (35-43-4-2)	-	-	-	4
	Arson (35-43-1-1)		-	-	-	3
	Assisting a Criminal (35-44.1-2-5)		-	-	2	3
	Attempt to Commit a Felony (35-41-5-1)	Attempted/Obstruction of Justice (35-41-5-1)	-	-	1	-
		Battery (35-42-2-1)	-	-	-	1
		Check Fraud (35-43-5-12)	1	-	1	-
		Residential Entry (35-43-2-1.5)	-	-	-	1
	Auto Theft, Receiving Stolen Parts (35-43-4-2.5)		-	-	8	85
	Battery 35-42-2-1		1	8	13	81
	Cheating at Gambling (4-33-10-2)		-	-	-	1
	Check Deception (35-43-5-5)		-	-	-	1
	Check Fraud (35-43-5-12)		-	-	1	-
	Child Exploitation (35-42-4-4)		-	-	-	3
	Conspiracy (35-41-5-2)	Attempted/Obstruction of Justice (35-41-5-1)	-	-	-	1
		Dealing in Sched I,II,III Substance (35-41-5-2)	-	-	1	1
		Residential Entry (35-43-2-1.5)	1	-	1	-
	Controlled Substance Registration (35-48-4-14)		-	-	2	-
	Criminal Confinement (35-42-3-3)		-	2	1	24
	Criminal Confinement (35-42-3-3)		1	9	7	130
	Criminal Gang Activity (35-45-9-3)		-	-	-	1
	Criminal Gang Enhancement (35-50-2-15)		-	-	-	2
	Criminal Mischief (35-43-1-2)		-	-	3	2
	Criminal Recklessness (35-42-2-2)		-	5	5	44
	Criminal Trespass (35-43-2-2)		-	-	-	2
	Damage Orig/Spec ID (35-43-6.5-1)		-	-	-	2
	Danger Comm Dis Carrier Int Fail to Warn (35-45-21-3)		-	-	1	-
	Dealing Marijuana, Hash Oil, or Hashish (35-48-4-10)		-	4	2	28
	Dealing Sched I, II, or III Cntrl Sub (35-48-4-2(A))		1	-	1	2
	Dealing Subs. Represent as Cntrl Subst. (35-48-4-4.5)		-	-	1	7
	Dealing in Meth (35-48-4-1.1)		-	-	-	1
	Dealing/Poss. Look-Alike Subs (35-48-4-10.5)		-	1	-	9
	Dealing/Poss. Look-Alike Subs (35-48-4-11.5)		-	-	1	18
	Dissemination of Matter Harmful to Minor (35-49-3-3)		-	6	1	11
	Escape 35-44.1-3-4		1	22	55	217
	Fail to Reg Sex Off (11-8-8-17)		-	1	1	15
	Failure to Appear (35-44.1-2-9)		-	-	3	7
	Failure to Return to Acc Result Serious Inj (9-26-1-1(2))		-	-	-	1
	False Reporting(35-44.1-2-3)		-	1	-	1
	Falsification of record (4-33-10-2)		-	-	1	-
	Firearm Enhancement (35-50-2-11)		-	-	-	1
	Forgery, Counterfeiting, Application Fraud (35-43-5-2)		4	1	22	59
	Habitual Offender (35-50-2-8)		-	-	1	1
	Habitual Veh Subst Offender Enhance (9-30-15.5-2)		-	-	2	1
	Home Improvement Fraud (35-43-6-12)		-	-	1	-
	Identity Deception (35-43-5-3.5)		-	2	2	10
	Impersonation of a Public Servant (35-44-2-3)		-	-	-	3
	Insurance Fraud (35-43-5-4.5)		1	2	16	16
	Intimidation (35-45-2-1)		1	8	2	74
	Invasion of Privacy (35-46-1-15.1)		-	7	-	41
	Kidnapping (35-42-3-2)		-	-	-	1
	Leaving the Scene of an Accident(9-26-1-1.1)		-	-	-	4
	Maintain Common Nuisance (35-45-2-1(e))		-	5	21	36
	Maintaining Common Nuisance (35-48-4-13)		3	4	9	28
	Make False Sales Document (35-43-5-16)		-	-	1	1
	Money Laundering (35-45-15-5)		-	-	-	1
	Moving Body from Scene of Death (36-2-14-17)		-	-	-	1
	Neglect of a Dependent/Death (35-46-1-4)		-	3	28	33
	Non-Support of Dependent Child (35-46-1-5)		-	1	1	10
	Obstruction of Justice (35-44.1-2-2)		1	4	4	20
	Official Misconduct (35-44.1-1-1)		-	-	-	1
	Oper Vehicle-Intox-Prev Conv (9-30-5-3)		1	6	7	30
		Habitual Offender Controlled Substance (35-50-2-10)	-	-	1	6
	Operating Vehicle Intoxicated-Contrld Sub (9-30-5-1)		-	2	2	20
		Habitual Offender (35-50-2-8)	-	-	-	1
		Habitual Offender Controlled Substance (35-50-2-10)	-	-	-	4
	Operating Vehicle Intoxicated-Endanger (9-30-5-2)		-	4	11	43
		Habitual Offender Controlled Substance (35-50-2-10)	-	2	2	10
	Operating Vehicle Intoxicated/Injury (9-30-5-4)		-	-	-	15
		Habitual Offender Controlled Substance (35-50-2-10)	-	-	-	1
	Operating Vehicle-Habitual Violation (9-30-10-16)		4	7	9	62
		Habitual Offender Controlled Substance (35-50-2-10)	-	-	-	1
	Perjury (35-44.1-2-1)		-	-	1	3
	Pointing a Firearm (35-47-4-3)		-	4	2	21
	Poss Paraphernalia (35-48-4-8.3)		-	-	1	-
	Poss Precursors (35-48-4-14.5)		-	-	4	6
	Possession Sched IV Contrld Sub w/in 1,000 ft (35-48-4-7)		1	1	3	12
	Possession of Child Pornography (35-42-4-4(C))		-	1	-	8
	Possession of Cocaine or Narcotic Drug (35-48-4-6)		4	14	58	120
	Possession of Marijuana (35-48-4-11)		-	-	1	5
	Possession of Meth(35-48-4-6.1)		15	20	152	329
		Habitual Offender (35-50-2-8)	-	-	-	1

Felony Level	Primary Offense	Secondary Offense	Sep-19		This Calendar Year	
			SEX		SEX	
			F	M	F	M
Level 6 Felony (con'td)	Possession of Syringes or Needles (16-42-19-18)		13	16	124	197
	Possession or Use of Legend Drug (16-42-19-13)		1	5	22	18
	Prostitution (35-45-4-2)		-	-	1	-
	Residential Entry (35-43-2-1.5)		1	4	7	52
	Resisting Law Enforce (35-44.1-3-1)		3	16	19	247
	Sex Offender without Identification (11-8-8-15)		-	2	-	3
	Sexual Battery (35-42-4-8)		-	2	-	15
	Sexual Conduct in Presence of a Minor (35-42-4-5c)		-	1	-	4
	Sexual Misconduct with a Minor (35-42-4-9)		-	-	-	4
	Stalking (35-45-10-5)		-	-	-	9
	Strangulation (35-42-2-9)		-	4	1	56
	Synthetic ID Deception (35-43-5-3.8)		-	2	3	9
	Theft, Receiving Stolen Property (35-43-4-2)		15	33	107	383
	Unauthorized Entry of Motor Veh (35-43-4-2.7)		-	-	-	1
	Unlawful Entry by Sex Offender (35-42-4-14)		-	-	-	1
Level 6 Felony Total			74	242	762	2752

Felony Level	Primary Offense	Secondary Offense	Sep-19		This Calendar Year	
			SEX		SEX	
			F	M	F	M
Murder	Murder (35-42-1-1)		-	9	9	109
		Firearm Enhancement (35-50-2-11)	-	-	-	4
Murder Total			0	9	9	113

Felony Level	Primary Offense	Secondary Offense	Sep-19		This Calendar Year	
			SEX		SEX	
			F	M	F	M
Habitual Offender	Firearm Enhancement (35-50-2-13)		-	1	-	1
	Habitual Offender (35-50-2-8)		-	4	-	12
	Habitual Offender Controlled Substance (35-50-2-10)		-	1	-	6
Habitual Offender Total			0	6	0	19

Grand Total	Sep-19		This Calendar Year	
	SEX		SEX	
	F	M	F	M
Grand Total	184	1006	2000	10520

Note: Offense data may not be available for all offenders at the time this table was prepared.
Only new commitments and probation violations are reported on this table.
Parole and Community Transition Program violators are excluded on this table.
Source: SAS - all.citations_mso.pgm

Indiana Department of Correction
Table 12
Number of New Admissions by Most Serious Offense
Committed to the Indiana Department of Correction

November 2019

Felony Level	Primary Offense	Secondary Offense	Sep-19		This Calendar Year	
			SEX		SEX	
			F	M	F	M
Level A Felony	Burglary (35-43-2-1)		-	1	-	6
	Child Molesting (35-42-4-3)		-	3	2	24
	Dealing Cocaine or Narcotic Drug (35-48-4-1)		-	9	1	33
	Dealing Methamphetamine (35-48-4-1.1)		-	-	5	3
	Dealing Sched I, II, or III Cntrl Sub (35-48-4-2)		-	-	1	3
	Possession of Cocaine or Narcotic Drug (35-48-4-6)		-	-	-	1
	Rape (35-42-4-1)		-	-	-	2
	Robbery (35-42-5-1)		-	-	-	3
	Voluntary Manslaughter (35-42-1-3)		-	-	-	3
	Level A Felony Total			0	13	9

Felony Level	Primary Offense	Secondary Offense	Sep-19		This Calendar Year	
			SEX		SEX	
			F	M	F	M
Level B Felony	Aggravated Battery (35-42-2-1.5)		-	2	1	7
	Arson (35-43-1-1)		-	-	-	5
	Battery (35-42-2-1)		-	-	-	3
	Burglary (35-43-2-1)		1	8	10	103
	Carjacking (35-42-5-2)		-	-	-	2
	Child Molesting (35-42-4-3)		-	1	-	16
	Criminal Confinement (35-42-3-3)		-	-	-	2
	Criminal Deviate Conduct (35-42-4-2)		-	-	-	3
	Dealing Cocaine or Narcotic Drug (35-48-4-1)		1	7	5	58
	Dealing Methamphetamine (35-48-4-1.1)		2	4	24	64
	Dealing Sched I, II, or III Cntrl Sub (35-48-4-2)		-	4	15	31
	Dealing Sched IV Cntrl Sub (35-48-4-3)		-	-	1	1
	Felon in Possession of a Firearm (35-47-4-5)		-	1	1	9
	Incest (35-46-1-3)		-	-	-	1
	Neglect of a Dependent (35-46-1-4)		-	-	2	2
	Operating Vehicle Intoxicated/Death (9-30-5-5)		-	-	-	2
	Possession Methamphetamine (35-48-4-6.1)		-	1	1	4
	Possession of Cocaine or Narcotic Drug (35-48-4-6)		-	1	2	3
	Rape (35-42-4-1)		-	-	-	5
	Robbery (35-42-5-1)		1	3	2	50
Sexual Misconduct with a Minor (35-42-4-9)		-	-	1	11	
Level B Felony Total			5	32	65	382

Felony Level	Primary Offense	Secondary Offense	Sep-19		This Calendar Year	
			SEX		SEX	
			F	M	F	M
Level C Felony	Battery (35-42-2-1)		-	1	-	11
	Burglary (35-43-2-1)		1	2	1	32
	Child Exploitation (35-42-4-4)		-	-	-	1
	Child Molesting (35-42-4-3)		-	4	-	33
	Corrupt Business Influence (35-45-6-2)		-	1	-	4
	Criminal Recklessness (35-42-2-2)		-	-	1	-
	Dealing Marijuana, Hash Oil, or Hashish (35-48-4-10)		-	-	-	1
	Dealing Sched IV Controlled Substance (35-48-4-3)		-	-	1	2
	Driving After Forfeiture (9-12-3-2)		-	-	-	1
	Failure to Register as a Sex Offender (11-8-8-17)		-	-	-	1
	Firearm w/in One Mile of School (35-47-2-1)		-	-	-	2
	Forgery (35-43-5-2)		-	-	2	20
	Fraud on Financial Institution (35-43-5-8)		-	-	-	2
	Handgun Violation (35-47-2-7)		-	-	-	1
	Incest (35-46-1-3)		-	-	-	1
	Intimidation (35-45-2-1)		-	-	-	1
	Neglect of a Dependent (35-46-1-4)		-	-	1	-
	Non-Support of Dependent Child (35-46-1-5)		-	6	1	35
	Oper Veh Intox Prev Conv (9-30-5-2)		-	-	1	-
	Operating Vehicle w/Lifetime Suspension (9-30-10-17)		-	-	-	6
	Operating Vehicle-Habitual Violation (9-30-10-16)		-	-	-	2
	Possession Methamphetamine (35-48-4-6.1)		-	-	1	2
	Possession of Cocaine or Narcotic Drug (35-48-4-6)		-	-	1	3
	Possession of Controlled Substance (35-48-4-7)		-	-	1	-
	Possession of Precursors (35-48-4-14.5)		-	-	-	2
	Reckless Homicide (35-42-1-5)		-	-	-	1
	Robbery (35-42-5-1)		-	1	1	11
	Sexual Misconduct with a Minor (35-42-4-9)		-	1	-	7
	Trafficking with an Inmate (35-44-3-9)		-	-	-	1
	Welfare Fraud (35-43-5-7)		-	-	3	-
Level C Felony Total			1	16	15	183

Felony Level	Primary Offense	Secondary Offense	Sep-19		This Calendar Year	
			SEX		SEX	
			F	M	F	M
Level D Felony	Auto Theft, Receiving Stolen Parts (35-43-4-2.5)		-	-	-	2
	Battery (35-42-2-1)		-	-	1	1
	Check Fraud (35-43-5-12)		-	-	1	1
	Child Exploitation (35-42-4-4)		-	-	-	1
	Criminal Confinement (35-42-3-3)		-	-	-	1
	Criminal Mischief (35-43-1-2)		-	-	1	-
	Criminal Recklessness (35-42-2-2)		-	-	-	1
	Dealing/Poss. Look-Alike Subs (35-48-4-11.5)		-	-	1	-
	Driving While Suspended/Oper Veh HTV (9-30-10-16)		-	-	1	3
	Exploit Endangered Adult (35-46-1-12)		-	-	-	1
	Fail to Stop Accident w/Injury (9-26-1-1)		-	-	1	-
	Failure to Return to Lawful Detention (35-44-3-5)		-	-	-	2
	Fraud (35-43-5-4)		-	-	-	1
	Identity Deception (35-43-5-3.5)		-	-	-	1
	Intimidation (35-45-2-1)		-	-	-	1
	Maintaining a Common Nuisance (35-48-4-13)		1	-	3	-
	Neglect of a Dependent (35-46-1-4)		-	-	-	1
	Non-Support of a Child (35-46-1-5)		-	2	-	11
	Operating Vehicle Intox-Prior (9-30-5-3)		1	-	2	4
	Operating Vehicle Intoxicated-Endanger (9-30-5-2)		-	-	-	2
	Poss. of Marijuana, Hash Oil, or Hashish (35-48-4-11)		-	1	-	3
	Possession - Syringe/Needle (16-42-19-18)		-	-	1	-
	Possession of Cocaine or Narcotic Drug (35-48-4-6)		-	-	2	6
	Possession of Controlled Substance (35-48-4-7)		-	-	-	6
	Possession of Meth(35-48-4-6.1)		-	-	2	1
	Possession of Precursors (35-48-4-14.5)		-	-	-	1
	Residential Entry (35-43-2-1.5)		-	-	-	1
	Resisting Law Enforcement (35-44-3-3)		-	1	-	5
	Resisting Law Enforcement, Vehicle (35-44.1-3-1A)		-	-	-	1
	Sexual Battery (35-42-4-8)		-	-	-	4
	Sexual Misconduct with a Minor (35-42-4-9)		-	-	-	1
	Strangulation (35-42-2-9)		-	-	-	1
	Theft, Receiving Stolen Property (35-43-4-2)		-	2	6	33
	Welfare Fraud (35-43-5-7)		-	-	-	2
Level D Felony Total			2	6	22	99

Felony Level	Primary Offense	Secondary Offense	Sep-19		This Calendar Year	
			SEX		SEX	
			F	M	F	M
Level 1 Felony	Aggravated Battery (35-42-2-1.5)		-	-	-	3
	Attempted Murder (35-42-1-1(1))		-	-	-	1
	Attempt to Commit a Felony (35-41-5-1)		-	-	-	1
		Murder (35-42-1-1)	-	4	1	20
	Burglary (35-43-2-1)		-	1	-	6
	Child Molesting (35-42-4-3)		-	7	1	83
	Neglect of a Dependent/Death (35-46-1-4)		-	-	5	3
	Rape (35-42-4-1)		-	1	-	10
	Sex Misconduct w/ Minor (35-42-4-9)		-	-	-	2
Level 1 Felony Total			0	13	7	129

Felony Level	Primary Offense	Secondary Offense	Sep-19		This Calendar Year	
			SEX		SEX	
			F	M	F	M
Level 2 Felony	Aiding, Inducing or Causing an Offense (35-41-2-4)	Dealing Cocaine or Narcotic Drug (35-48-4-1)	-	-	1	-
		Robbery (35-42-5-1)	-	-	-	1
	Arson (35-43-1-1)		-	-	1	-
	Attempt to Commit a Felony (35-41-5-1)	Robbery (35-42-5-1)	-	-	2	6
		Voluntary Manslaughter (35-42-1-3)	-	-	-	1
	Battery (35-42-2-1)		-	-	-	1
	Burglary (35-43-2-1)		-	2	1	22
	Child Molesting (35-42-4-3)		-	-	-	2
	Conspiracy (35-41-5-2)	Burglary (35-43-2-1)	-	-	-	3
		Dealing Cocaine or Narcotic Drug (35-48-4-1)	-	-	-	1
		Dealing Methamphetamine (35-48-4-1.1)	-	-	1	3
		Robbery (35-42-5-1)	1	-	3	1
	Criminal Confinement (35-42-3-3)		-	-	1	2
	Dealing Cocaine or Narcotic Drug (35-48-4-1)		-	8	5	76
	Dealing Methamphetamine (35-48-4-1.1)		6	23	59	188
	Dealing Sched I, II, or III Cntrl Sub (35-48-4-2)		-	1	-	5
	Dom. Batt. Rslt in Dth of a Minor under 14 (35-42-2-1.3A)		-	-	-	1
	Manufacturing Methamphetamine (35-42-4-5)		-	-	-	1
	Resisting Law Enforcement (35-44.1-3-1)		-	-	-	1
	Robbery (35-42-5-1)		-	1	4	18
	Voluntary Manslaughter (35-42-1-3)		-	4	5	26
Level 2 Felony Total			7	39	83	359

Felony Level	Primary Offense	Secondary Offense	Sep-19		This Calendar Year	
			SEX		SEX	
			F	M	F	M
Level 3 Felony	Accident/Failure to Stop-Serious Inj/Death (9-26-1-1.1)		-	-	-	4
	Aggravated Battery (35-42-2-1.5)		2	12	9	87
	Aiding, Inducing or Causing an Offense (35-41-2-4)	Aggravated Battery (35-42-2-1.5)	-	-	-	2
		Dealing Cocaine or Narcotic Drug (35-48-4-1)	-	-	-	1
		Dealing Methamphetamine (35-48-4-1.1)	-	-	1	1
		Robbery (35-42-5-1)	-	1	1	5
	Arson (35-43-1-1)		-	-	-	1
	Attempt to Commit a Felony (35-41-5-1)	Aggravated Battery (35-42-2-1.5)	-	-	-	2
		Kidnapping (35-42-3-2)	-	-	-	1
		Rape (35-42-4-1)	-	-	-	2

Felony Level	Primary Offense	Secondary Offense	Sep-19		This Calendar Year	
			SEX		SEX	
			F	M	F	M
Level 3 Felony (con'td)		Robbery (35-42-5-1)	1	-	2	7
	Battery (35-42-2-1)		-	2	1	11
	Burglary (35-43-2-1)		1	1	3	12
	Child Molesting (35-42-4-3)		-	4	-	32
	Conspiracy (35-41-5-2)	Burglary (35-43-2-1)	-	-	-	1
		Dealing Methamphetamine (35-48-4-1.1)	1	-	2	2
		Robbery (35-42-5-1)	-	-	-	4
	Criminal Confinement (35-42-3-3)		-	7	-	27
	Dealing Cocaine or Narcotic Drug (35-48-4-1)		1	9	9	77
	Dealing Methamphetamine (35-48-4-1.1)		9	16	48	129
	Dealing Sched I, II, or III Cntrl'd Sub (35-48-4-2)		-	1	5	6
	Dealing Sched IV Cntrl'd Sub (35-48-4-3)		-	-	-	4
	Disarm/Attempt to Disarm an Officer (35-44.1-3-2)		-	-	-	1
	Domestic Battery SBI Under 14 (35-42-2-1.3A)		-	-	-	2
	Human Sexual Trafficking (35-42-3.5-1)		-	-	-	1
	Kidnapping (35-42-3-2)		-	-	-	4
	Manufacturing Meth (35-48-4-1.2)		-	-	-	2
	Neglect of a Dependent/Death (35-46-1-4)		-	-	18	9
	Possession of Cocaine or Narcotic Drug (35-48-4-6)		-	-	3	10
	Possession of Meth (35-48-4-6.1)		1	9	20	54
	Rape (35-42-4-1)		-	4	-	40
	Resisting Law Enforcement (35-44.1-3-1)		-	1	-	1
	Robbery (35-42-5-1)		-	26	21	279
Level 3 Felony Total			16	93	143	821

Felony Level	Primary Offense	Secondary Offense	Sep-19		This Calendar Year	
			SEX		SEX	
			F	M	F	M
Level 4 Felony	Aiding, Inducing or Causing an Offense (35-41-2-4)	Burglary (35-43-2-1)	-	-	-	4
		Dealing Methamphetamine (35-48-4-1.1)	-	-	2	2
		Possession of Meth (35-48-4-6.1)	-	-	1	-
	Arson (35-43-1-1)		1	1	5	31
	Attempt to Commit a Felony (35-41-5-1)	Arson (35-43-1-1)	-	-	-	1
		Burglary (35-43-2-1)	-	-	-	1
		Conspiracy (35-41-5-2)	-	-	-	1
		Pharmacy Robbery (35-45-5-1B)	-	-	-	1
	Battery (35-42-2-1)		-	-	-	1
	Burglary (35-43-2-1)		4	26	50	292
	Child Exploitation (35-42-4-4)		-	-	-	6
	Child Molesting (35-42-4-3)		-	7	1	101
	Child Solicitation (35-42-4-6)		-	1	-	4
	Conspiracy (35-41-5-2)	Burglary (35-43-2-1)	-	-	-	2
		Conspiracy (35-41-5-2)	-	-	-	2
		Dealing Cocaine or Narcotic Drug (35-48-4-1)	-	1	1	1
		Dealing Methamphetamine (35-48-4-1.1)	-	-	2	1
	Dealing Cocaine or Narcotic Drug (35-48-4-1)		4	10	21	74
	Dealing Methamphetamine (35-48-4-1.1)		4	19	69	194
	Dealing Sched I, II, or III Cntrl'd Sub (35-48-4-2)		-	-	5	9
	Dealing Sched IV Controlled Substance (35-48-4-3)		-	-	-	2
	Escape (35-44.1-3-4)		-	-	-	2
	Felon in Possession of a Firearm (35-47-4-5)		1	19	6	223
	Habitual Offender (35-50-2-8)		-	-	-	1
	Human Sexual Trafficking (35-42-3.5-1)		-	-	-	1
	Manufacturing Meth (35-48-4-1.2)		-	-	2	4
	Operating Vehicle Intoxicated/Death (9-30-5-5)		1	3	5	14
	Pharmacy Robbery (35-42-5-1(b))		-	-	1	1
	Possession of Cocaine or Narcotic Drug (35-48-4-6)		-	1	4	25
	Possession of Dangerous Device (35-44.1-3-7)		-	-	-	2
	Possession of Meth (35-48-4-6.1)		1	5	30	77
	Promoting Prostitution, under 18 (35-45-4-4)		-	-	1	-
	Sexual Battery (35-42-4-8)		-	-	-	1
	Sexual Misconduct with a Minor (35-42-4-9)		-	6	4	48
	Stalking (35-45-10-5)		-	-	-	2
	Vicarious Sexual Gratification (35-42-4-5)		-	-	-	1
Level 4 Felony Total			16	99	210	1132

Felony Level	Primary Offense	Secondary Offense	Sep-19		This Calendar Year	
			SEX		SEX	
			F	M	F	M
Level 5 Felony	Accident/Failure to Stop-Serious Inj/Death (9-26-1-8)		-	-	-	1
	Aiding, Inducing or Causing an Offense (35-41-2-4)	Assisting a Criminal (35-44.1-2-5)	-	-	1	-
		Burglary (35-43-2-1)	1	1	2	5
		Dealing Cocaine or Narcotic Drug (35-48-4-1)	-	-	-	1
		Dealing in Methamphetamine (35-48-4-1.1)	-	-	1	1
		Escape (35-44.1-3-4)	-	-	1	-
		F5NB	-	1	-	1
		Obstruction of Justice (35-44-3-4)	-	-	-	1
		Robbery (35-42-5-1)	-	-	-	2
		Trafficking with an Inmate (35-44.1-3-5)	-	-	-	2
	Assisting a Criminal (35-44.1-2-5)		-	-	5	10
	Assisting to Commit Suicide(35-42-1-2.5)		-	-	-	1
	Attempt to Commit a Felony (35-41-5-1)	Battery (35-42-2-1)	-	-	2	5
		Burglary (35-43-2-1)	1	-	1	2
		Dealing in Methamphetamine (35-48-4-1.1)	-	-	-	1
		Fraud on Financial Institution (35-43-5-8)	1	-	2	2
		Kidnapping (35-42-3-2)	-	-	-	1
		Robbery (35-42-5-1)	-	1	-	9
	Auto Theft, Receiving Stolen Parts (35-43-4-2.5)		-	1	1	14
	Battery (35-42-2-1)		-	36	47	333

Felony Level	Primary Offense	Secondary Offense	Sep-19		This Calendar Year		
			SEX		SEX		
			F	M	F	M	
Level 5 Felony (cont'd)	Bribery (35-44.1-1-2)		-	-	2	2	
	Burglary (35-43-2-1)		-	36	26	301	
	Child Exploitation (35-42-4-4)		-	3	1	22	
	Child Pornography (35-42-4-4(C))		1	2	2	6	
	Child Possession of a Firearm (35-47-10-5)		-	1	-	10	
	Child Seduction (35-42-4-7)		1	-	1	3	
	Child Solicitation (35-42-4-6)		-	1	2	20	
	Conspiracy (35-41-5-2)	Burglary (35-43-2-1)		-	-	-	1
		Child Exploitation (35-42-4-4)		-	-	-	1
		Criminal Confinement (35-42-3-3)		-	1	1	1
		Dealing Cocaine or Narcotic Drug (35-48-4-1)		-	-	2	2
		Dealing in Methamphetamine (35-48-4-1.1)		-	-	-	2
		Fraud on Financial Institution (35-43-5-8)		-	-	-	1
		Robbery (35-42-5-1)		-	-	-	3
		Trafficking with an Inmate (35-44.1-3-5)		-	-	2	2
		Conversion (35-43-4-3)		-	-	1	-
		Corrupt Business Influence (35-45-6-2)		-	1	7	13
		Criminal Confinement (35-42-3-3)		-	3	-	46
		Criminal Recklessness (35-42-2-2)		-	4	1	36
		Dangerous Control of a Handgun (35-47-10-6)		-	-	-	1
		Dealing Cocaine or Narcotic Drug (35-48-4-1)		2	5	28	82
		Dealing Marijuana, Hash Oil, or Hashish (35-48-4-10)		-	1	-	13
		Dealing Methamphetamine (35-48-4-1.1)		12	24	65	202
		Dealing Sched I, II, or III Cntrl'd Sub (35-48-4-2)		-	1	3	13
		Dealing Sched IV Cntrl'd Sub (35-48-4-3)		-	-	1	5
		Dealing in Methamphetamine (35-48-4-1.1)		3	8	50	150
		Dealing/Poss. Look-Alike Subs (35-48-4-4.6)		1	2	8	12
		Disarm/Attempt to Disarm an Officer (35-44.1-3-2)		-	-	-	7
		Domestic Battery (35-42-2-1.3)		2	21	12	156
		Escape (35-44.1-3-4)		1	4	12	43
		Fail to Stop Acc Death (9-26-1-1.1)		-	1	-	10
		Failure to Register as a Sex Offender (11-8-8-17)		1	9	3	85
		Firearm w/in One Mile of School (35-47-2-1)		2	23	17	252
		Fraud on Financial Institution (35-43-5-8)		1	2	18	33
		Habitual Felony Offender (35-50-2-8)		-	-	-	1
		Incest (35-46-1-3)		-	1	1	1
		Insurance Fraud (35-43-5-4.5)		-	-	1	-
		Intimidation (35-45-2-1)		-	8	4	64
		Involuntary Manslaughter (35-42-1-4)		1	-	2	2
		Kidnapping (35-42-3-2)		-	1	-	4
		Manufacture Destruct Device (35-47.5-5-2)		-	-	-	1
		Neglect of a Dependent/Death (35-46-1-4)		2	-	7	11
		Non-Support of Dependent Child (35-46-1-5)		-	-	2	13
		Obliterating Handgun I.D. (35-47-2-18)		-	1	-	12
		Obstruction of Justice (35-44.1-2-2)		-	1	-	6
		Oper Veh Aft Life Susp (9-30-10-17)		1	20	14	196
		Operating Veh while Intoxicated (9-30-5-2)		-	2	1	2
		Operating Vehicle Intoxicated-Contrld Sub (9-30-5-1)		-	-	-	2
			Habitual Offender Controlled Substance (35-50-2-10)	-	-	-	1
		Operating Vehicle Intoxicated/Death (9-30-5-5)		-	2	-	10
		Operating Vehicle Intoxicated/Injury (9-30-5-4)		-	1	1	5
		Possession - Destruct Device (35-47.5-5-2)		-	1	-	3
		Possession of Cocaine or Narcotic Drug 35-48-4-6		2	3	15	62
		Possession of Dangerous Device (35-44.1-3-7)		-	-	-	3
		Possession of Precursors (35-48-4-14.5)		-	-	1	2
		Possession of Syringes or Needles (16-42-19-18)		1	-	6	5
		Possession/Use of Legend Drug (16-42-19-13)		-	-	2	1
		Promoting Prostitution (35-45-4-4)		-	1	-	1
		Prov Gun to Inel Per (35-47-2.5-16)		-	-	-	1
		Reckless Homicide (35-42-1-5)		1	2	3	11
		Resisting Law Enforcement (35-44.1-3-1)		-	-	-	3
		Robbery (35-42-5-1)		2	15	14	137
		Sexual Misconduct with a Minor (35-42-4-9)		-	3	2	44
		Stalking (35-45-10-5)		-	1	1	21
		Strangulation (35-42-2-9)		-	-	-	2
		Theft, Receiving Stolen Property (35-43-4-2)		1	1	9	38
		Trafficking with an Inmate (35-44.1-3-5)		-	3	17	17
	Unlawful Transfer of Handgun Ownership (35-47-2-7(B))		-	1	-	1	
	Vicarious Sexual Gratification (35-42-4-5)		-	-	-	1	
Level 5 Felony Total			41	261	431	2612	

Felony Level	Primary Offense	Secondary Offense	Sep-19		This Calendar Year		
			SEX		SEX		
			F	M	F	M	
Level 6 Felony	Aiding in Manufacture of Sch II Cont Subst (35-48-4-2)		-	-	-	1	
	Aiding, Inducing or Causing an Offense (35-41-2-4)	Theft, Receiving Stolen Property (35-43-4-2)	-	-	-	1	
	Arson (35-43-1-1)		-	-	-	1	
	Assisting a Criminal (35-44.1-2-5)		-	-	1	1	
	Auto Theft, Receiving Stolen Parts (35-43-4-2.5)		-	-	2	19	
	Battery 35-42-2-1		-	3	2	29	
	Check Deception (35-43-5-5)		-	-	-	1	
	Check Fraud (35-43-5-12)		-	-	1	-	
	Conspiracy (35-41-5-2)	Dealing in Sched I,II,III Substance (35-41-5-2)		-	-	-	1
		Residential Entry (35-43-2-1.5)		1	-	1	-
		Controlled Substance Registration (35-48-4-14)		-	-	1	-
		Criminal Confinement (35-42-3-3)		-	-	-	6
		Criminal Confinement (35-42-3-3)		1	1	4	38
		Criminal Gang Activity (35-45-9-3)		-	-	-	1
		Criminal Recklessness (35-42-2-2)		-	1	-	8
		Criminal Trespass (35-43-2-2)		-	-	-	1
		Damage Orig/Spec ID (35-43-6-5-1)		-	-	-	1
		Dealing Marijuana, Hash Oil, or Hashish (35-48-4-10)		-	1	-	4
		Dealing Sched I, II, or III Cntrl'd Sub (35-48-4-2(A))		1	-	1	-
		Dealing Subs. Represent as Cntrl'd Subs. (35-48-4-4.5)		-	-	-	2
		Dealing/Poss. Look-Alike Subs (35-48-4-10.5)		-	-	-	3
		Dealing/Poss. Look-Alike Subs (35-48-4-11.5)		-	-	-	6

Felony Level	Primary Offense	Secondary Offense	Sep-19		This Calendar Year	
			SEX		SEX	
			F	M	F	M
Level 6 Felony (cont'd)	Dissemination of Matter Harmful to Minor (35-49-3-3)		-	1	-	3
	Escape 35-44.1-3-4		1	9	19	72
	Fail to Reg Sex Off (11-8-8-17)		-	-	-	5
	Failure to Appear (35-44.1-2-9)		-	-	-	2
	Forgery, Counterfeiting, Application Fraud (35-43-5-2)		2	-	6	20
	Habitual Veh Subst Offender Enhance (9-30-15.5-2)		-	-	1	-
	Identity Deception (35-43-5-3.5)		-	1	1	4
	Insurance Fraud (35-43-5-4.5)		-	1	6	7
	Intimidation (35-45-2-1)		-	1	-	20
	Invasion of Privacy (35-46-1-15.1)		-	2	-	8
	Kidnapping (35-42-3-2)		-	-	-	1
	Leaving the Scene of an Accident(9-26-1-1.1)		-	-	-	1
	Maintain Common Nuisance (35-45-2-1(c))		-	1	4	3
	Maintaining Common Nuisance (35-48-4-13)		1	1	2	8
	Make False Sales Document (35-43-5-16)		-	-	1	-
	Neglect of a Dependent/Death (35-46-1-4)		-	-	4	2
	Non-Support of Dependent Child (35-46-1-5)		-	-	-	7
	Obstruction of Justice (35-44.1-2-2)		-	-	-	2
	Official Misconduct (35-44.1-1-1)		-	-	-	1
	Oper Vehicle-Intox-Prev Conv (9-30-5-3)		-	2	3	13
		Habitual Offender Controlled Substance (35-50-2-10)	-	-	1	6
	Operating Vehicle Intoxicated-Contrld Sub (9-30-5-1)		-	-	1	9
		Habitual Offender (35-50-2-8)	-	-	-	1
		Habitual Offender Controlled Substance (35-50-2-10)	-	-	-	4
	Operating Vehicle Intoxicated-Endanger (9-30-5-2)		-	4	7	23
		Habitual Offender Controlled Substance (35-50-2-10)	-	2	2	10
	Operating Vehicle Intoxicated/Injury (9-30-5-4)		-	-	-	4
		Habitual Offender Controlled Substance (35-50-2-10)	-	-	-	1
	Operating Vehicle-Habitual Violation (9-30-10-16)		-	3	3	17
		Habitual Offender Controlled Substance (35-50-2-10)	-	-	-	1
	Poss Precursors (35-48-4-14.5)		-	-	-	1
	Possession Sched IV Contrld Sub w/in 1,000 ft (35-48-4-7)		1	-	2	1
	Possession of Cocaine or Narcotic Drug (35-48-4-6)		1	8	16	42
	Possession of Marijuana (35-48-4-11)		-	-	-	2
	Possession of Meth(35-48-4-6.1)		5	7	65	136
	Possession of Syringes or Needles (16-42-19-18)		6	5	36	46
	Possession or Use of Legend Drug (16-42-19-13)		-	-	1	5
	Residential Entry (35-43-2-1.5)		-	1	3	23
	Resisting Law Enforc (35-44.1-3-1)		2	3	4	36
	Sex Offender without Identification (11-8-8-15)		-	1	-	1
	Sexual Battery (35-42-4-8)		-	-	-	2
	Stalking (35-45-10-5)		-	-	-	4
	Strangulation (35-42-2-9)		-	1	1	11
	Synthetic ID Deception (35-43-5-3.8)		-	2	3	3
	Theft, Receiving Stolen Property (35-43-4-2)		5	10	42	115
	Unlawful Entry by Sex Offender (35-42-4-14)		-	-	-	1
Level 6 Felony Total			27	72	247	808

Felony Level	Primary Offense	Secondary Offense	Sep-19		This Calendar Year	
			SEX		SEX	
			F	M	F	M
Murder	Murder (35-42-1-1)		-	7	8	91
		Firearm Enhancement (35-50-2-11)	-	-	-	4
Murder Total			0	7	8	95

			Sep-19		This Calendar Year	
			SEX		SEX	
			F	M	F	M
Grand Total			115	651	1240	6698

Note: Offense data may not be available for all offenders at the time this table was prepared.
Only new commitments and probation violations are reported on this table.
Parole and Community Transition Program violators are excluded on this table.
Source: SAS - all.citations_mso.pgm

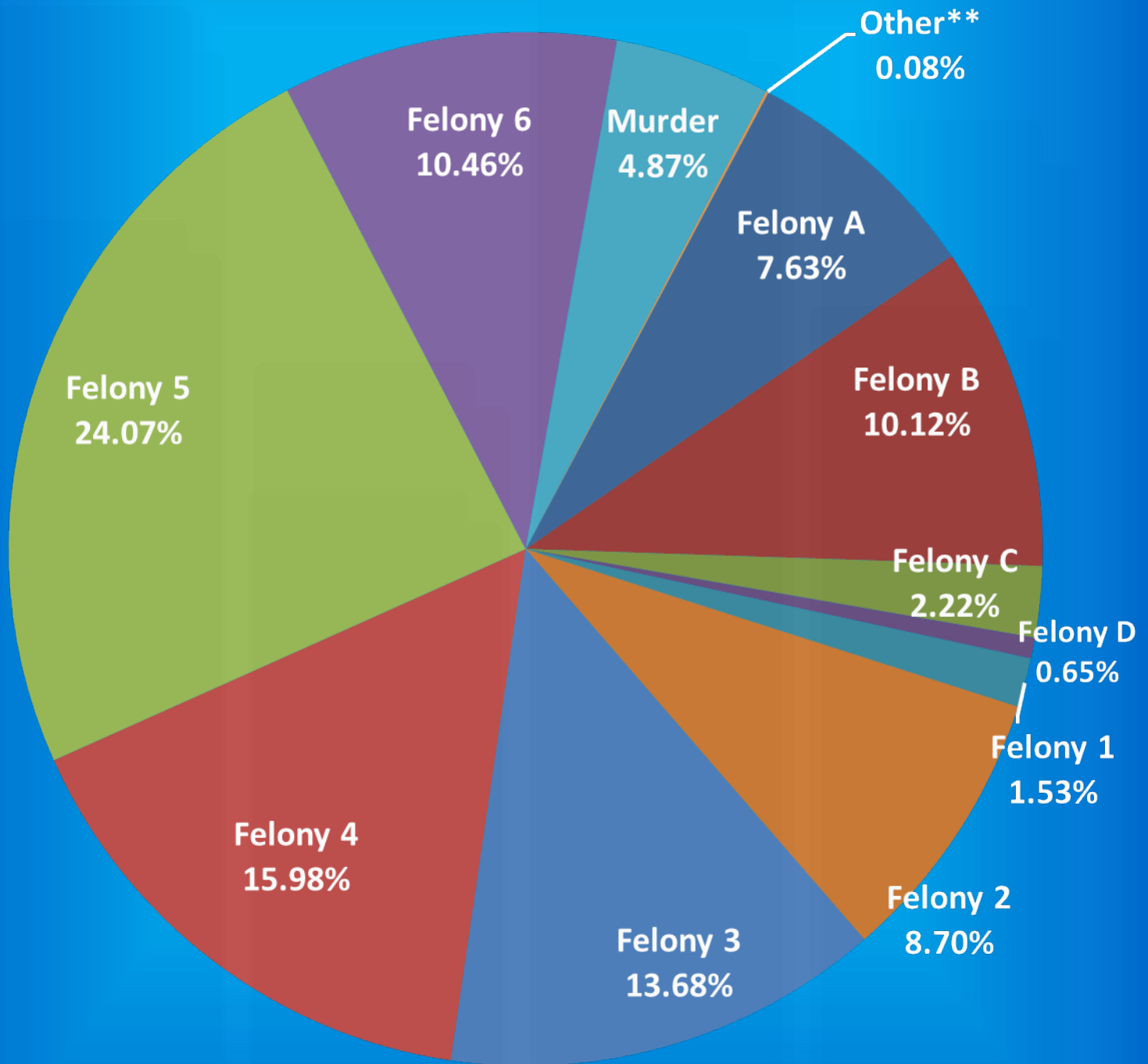
Indiana Department of Correction

Graph A

Female Population by Most Serious Offense Felony Level*

December 01, 2019

N = 2,620



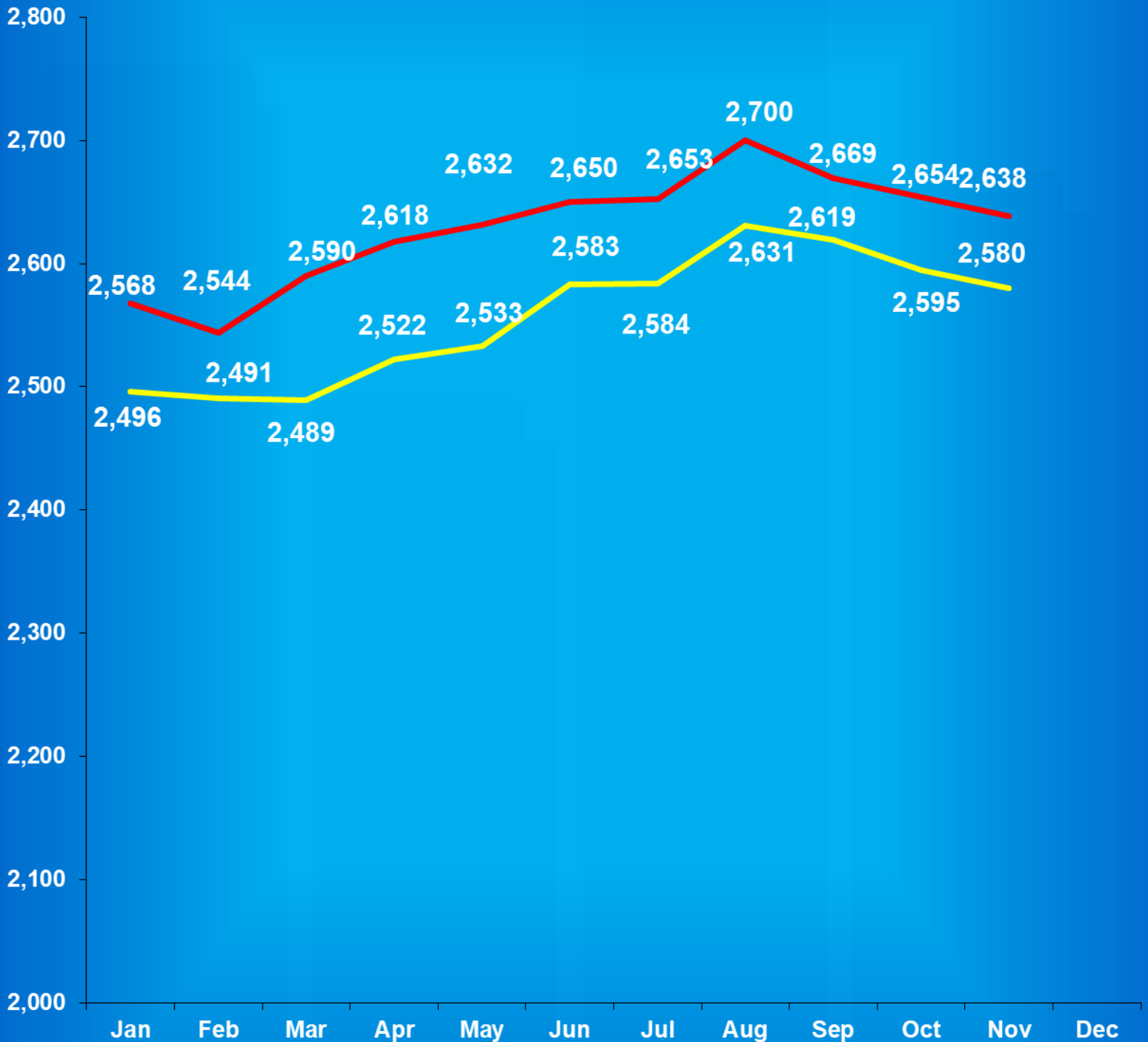
• Includes Offenders Held in County Jails and Contracted Beds

** Other includes Safekeepers, Predispositions, Habitual Offenders, Misdemeanants, and Unknowns

Indiana Department of Correction

Graph B

Average Daily Adult Female Offender Populations Calendar Year 2019



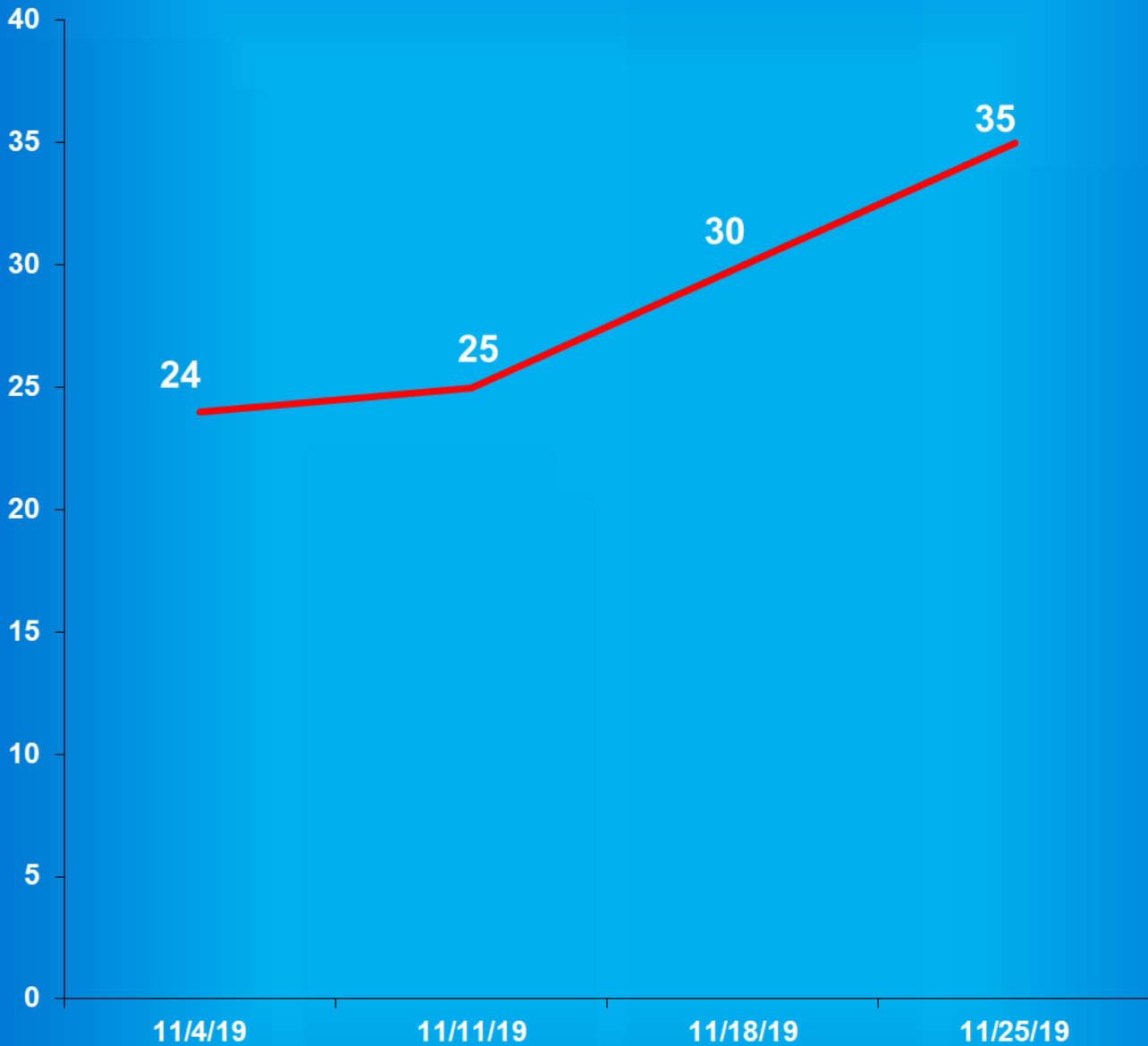
— Includes County Jail/Contract Beds — Excludes County Jail/Contract Beds

Indiana Department of Correction

Graph C

Adult Females Held in County Jails

November 2019



- Offenders held in county jails are newly sentenced offenders with completed court documents who are awaiting transfer to a DOC facility.

- Jail counts are a dynamic number that are affected by a variety of factors, including; sentencing trends, available DOC beds, and intake process completion.

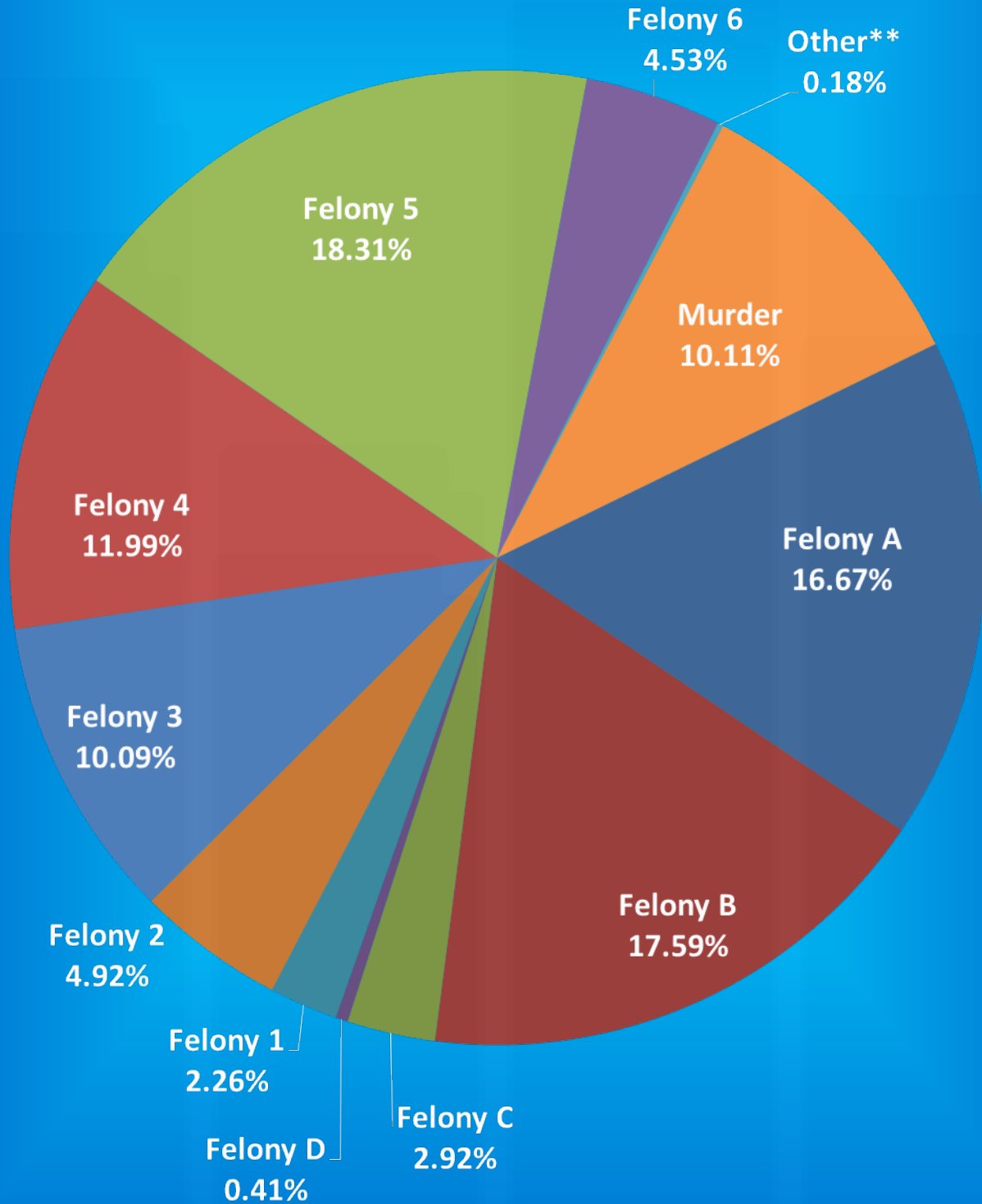
Indiana Department of Correction

Graph D

Male Population by Most Serious Offense Felony Level*

December 01, 2019

N = 24,520



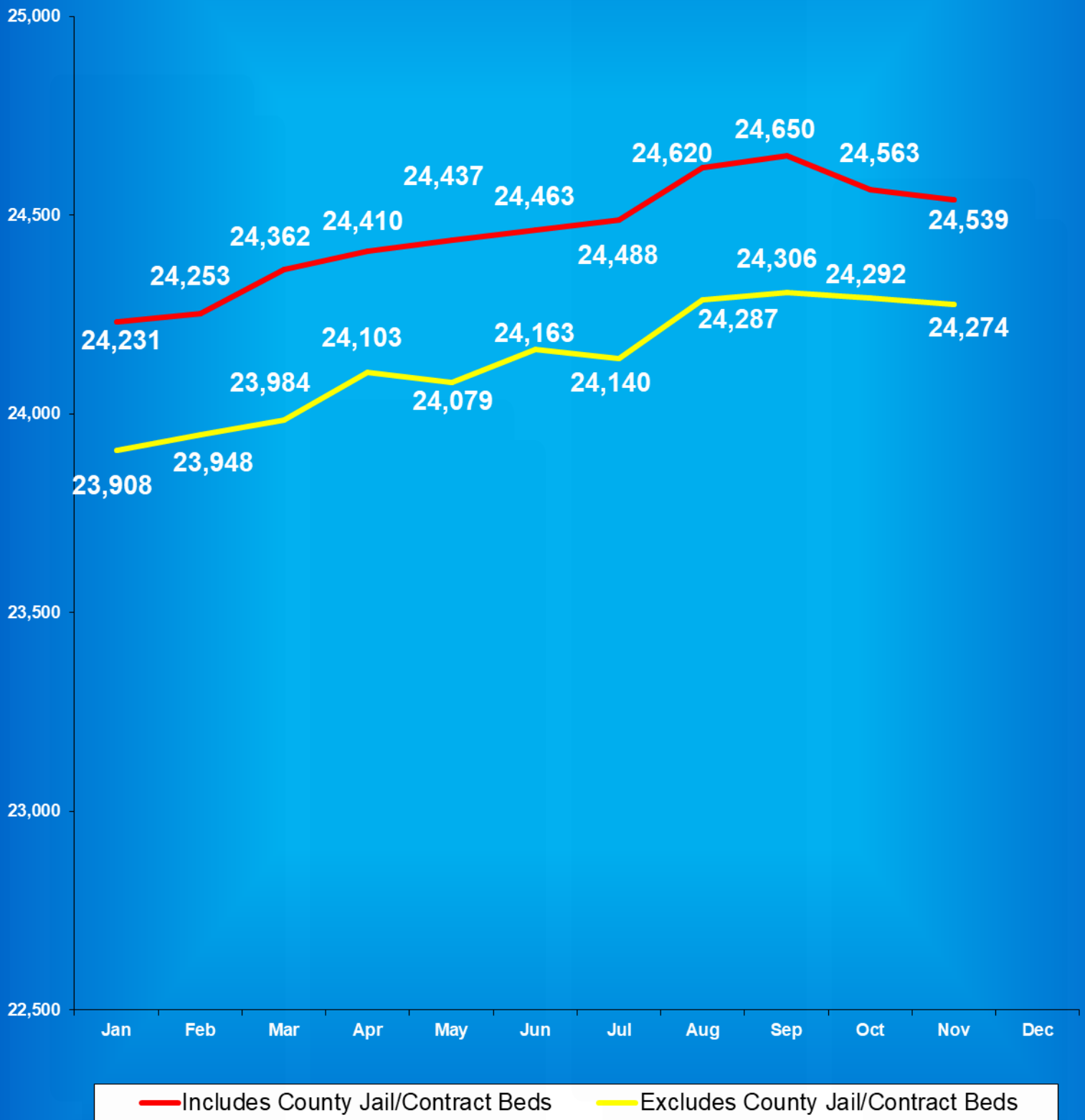
* Includes Offenders Held in County Jails and Contracted Beds

** Other includes Safekeepers, Predispositions, Habitual Offenders, Misdemeanants, and Unknowns

Indiana Department of Correction

Graph E

Average Daily Adult Male Offender Populations Calendar Year 2019

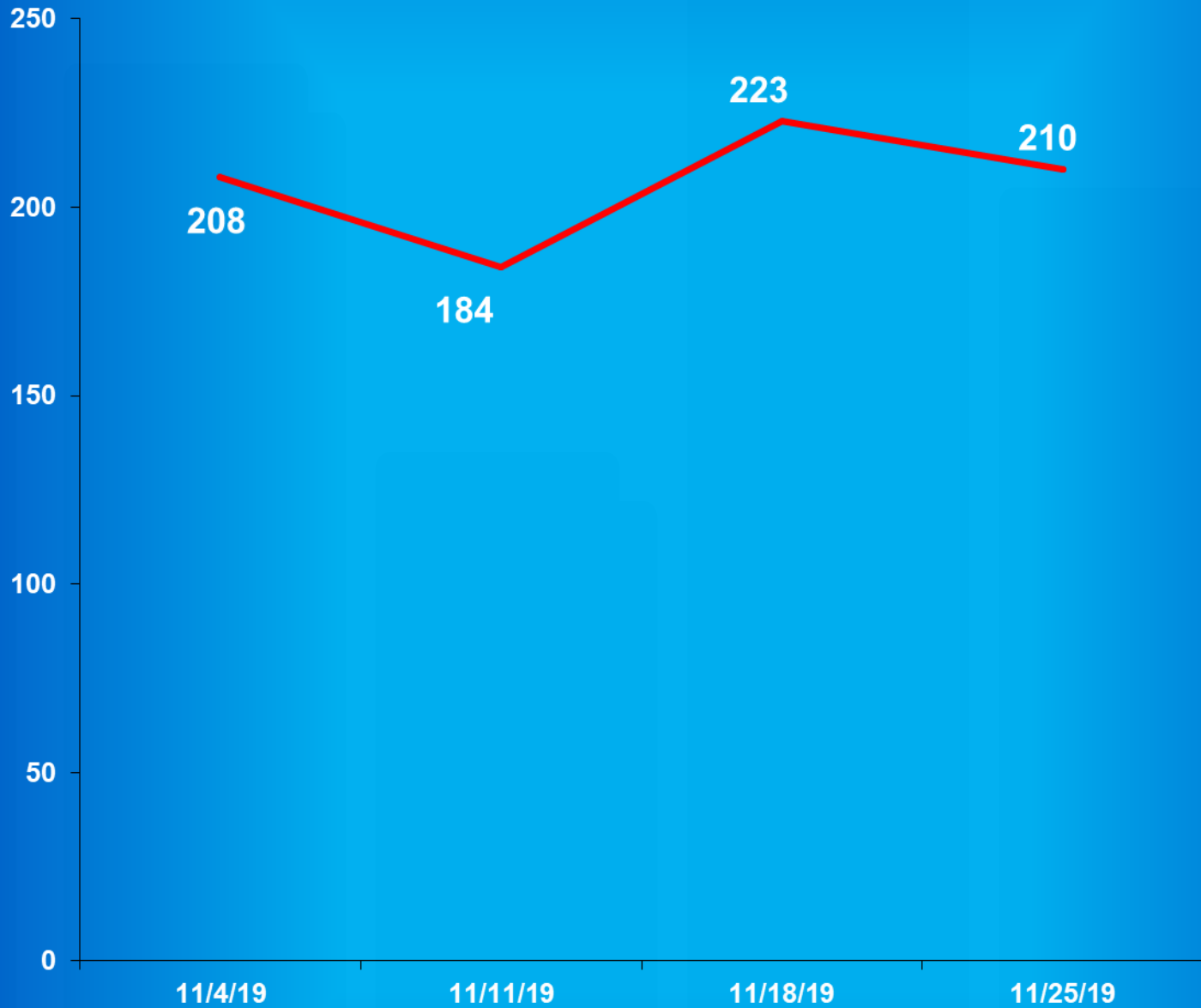


Indiana Department of Correction

Graph F

Adult Males Held in County Jails

December 2019



- Offenders held in county jails are newly sentenced offenders with completed court documents who are awaiting transfer to a DOC facility.

- Jail counts are a dynamic number that are affected by a variety of factors, including; sentencing trends, available DOC beds, and intake process completion.



Juvenile Offender Statistics



Indiana Department Of Correction
Table 13
Monthly Facility Admissions and Releases

Juvenile Offenders
November 2019

Admissions of All Juvenile Males

New Commitment	Re-Commitment	Parolee Return	Return From Escape	Diagnostics/Walk-Thrus
18	8	0	0	6

Releases of All Juvenile Males

Discharge	Parole	Escape	Diagnostics/Walk-Thrus
30	3	0	6

Admissions of All Juvenile Females

New Commitment	Re-Commitment	Parolee Return	Return From Escape	Diagnostics/Walk-Thrus
2	0	0	0	1

Releases of All Juvenile Females

Discharge	Parole	Escape	Diagnostics/Walk-Thrus
13	1	0	1

Sources:

SAS - mnthadm4_pgm_tbl13.pgm

SAS - mnthext4_pgm_tbl13.pgm

Indiana Department of Correction

Table 14

New Admissions by County of Commitment - Juveniles

November 2019

County	Admission Type			County	Admission Type		
	New Commits	Re Commits	Total		New Commits	Re Commits	Total
Adams	0	0	0	Madison	0	0	0
Allen	3	1	4	Marion	1	3	4
Bartholomew	0	0	0	Marshall	0	0	0
Benton	0	0	0	Martin	0	0	0
Blackford	0	0	0	Miami	0	0	0
Boone	0	0	0	Monroe	0	0	0
Brown	1	0	1	Montgomery	1	1	2
Carroll	0	0	0	Morgan	0	0	0
Cass	0	0	0	Newton	0	0	0
Clark	0	0	0	Noble	0	0	0
Clay	0	0	0	Ohio	0	0	0
Clinton	0	0	0	Orange	0	0	0
Crawford	0	0	0	Owen	0	0	0
Daviess	0	0	0	Parke	0	0	0
Dearborn	0	0	0	Perry	0	0	0
Decatur	0	0	0	Pike	0	0	0
DeKalb	0	0	0	Porter	1	0	1
Delaware	0	0	0	Posey	0	0	0
Dubois	0	0	0	Pulaski	0	0	0
Elkhart	1	0	1	Putnam	0	0	0
Fayette	0	0	0	Randolph	0	0	0
Floyd	0	0	0	Ripley	0	0	0
Fountain	0	0	0	Rush	0	0	0
Franklin	0	0	0	St. Joseph	2	0	2
Fulton	0	0	0	Scott	0	0	0
Gibson	0	0	0	Shelby	0	0	0
Grant	0	0	0	Spencer	0	0	0
Greene	0	0	0	Starke	0	0	0
Hamilton	0	0	0	Steuben	0	0	0
Hancock	0	0	0	Sullivan	0	0	0
Harrison	0	0	0	Switzerland	0	0	0
Hendricks	0	0	0	Tippecanoe	0	1	1
Henry	0	0	0	Tipton	0	0	0
Howard	0	0	0	Union	0	0	0
Huntington	1	0	1	Vanderburgh	0	1	1
Jackson	0	1	1	Vermillion	0	0	0
Jasper	0	0	0	Vigo	1	0	1
Jay	0	0	0	Wabash	0	0	0
Jefferson	0	0	0	Warren	0	0	0
Jennings	0	0	0	Warrick	0	0	0
Johnson	1	0	1	Washington	1	0	1
Knox	0	0	0	Wayne	0	0	0
Kosciusko	2	0	2	Wells	1	0	1
LaGrange	1	0	1	White	0	0	0
Lake	0	0	0	Whitley	0	0	0
LaPorte	1	0	1	Unknown	0	0	0
Lawrence	1	0	1	Totals	20	8	28

This data is based on most serious offense and excludes parole violations.

Source: Mnthadm4_pgm_tbl14.pgm

Indiana Department of Correction

Table 15

Monthly Releases by County of Commitment - Juveniles

November 2019

County	Release Type			County	Release Type		
	Discharge	Parole	Total		Discharge	Parole	Total
Adams	0	0	0	Madison	3	0	3
Allen	2	0	2	Marion	4	0	4
Bartholomew	0	0	0	Marshall	0	0	0
Benton	0	0	0	Martin	0	0	0
Blackford	0	0	0	Miami	0	0	0
Boone	0	0	0	Monroe	0	0	0
Brown	0	0	0	Montgomery	2	0	2
Carroll	0	0	0	Morgan	0	0	0
Cass	1	0	1	Newton	0	0	0
Clark	1	0	1	Noble	2	0	2
Clay	1	0	1	Ohio	0	0	0
Clinton	1	0	1	Orange	0	0	0
Crawford	0	0	0	Owen	0	0	0
Daviess	0	0	0	Parke	0	0	0
Dearborn	0	1	1	Perry	0	0	0
Decatur	0	0	0	Pike	0	0	0
DeKalb	0	0	0	Porter	0	1	1
Delaware	1	0	1	Posey	0	0	0
Dubois	0	0	0	Pulaski	0	0	0
Elkhart	3	0	3	Putnam	1	0	1
Fayette	0	0	0	Randolph	0	0	0
Floyd	2	0	2	Ripley	0	0	0
Fountain	0	0	0	Rush	1	0	1
Franklin	0	0	0	St. Joseph	3	0	3
Fulton	0	0	0	Scott	0	0	0
Gibson	0	0	0	Shelby	0	0	0
Grant	0	0	0	Spencer	0	0	0
Greene	0	0	0	Starke	0	0	0
Hamilton	0	0	0	Steuben	0	0	0
Hancock	0	0	0	Sullivan	0	0	0
Harrison	0	0	0	Switzerland	0	0	0
Hendricks	0	0	0	Tippecanoe	2	0	2
Henry	0	0	0	Tipton	0	0	0
Howard	1	0	1	Union	0	0	0
Huntington	1	0	1	Vanderburgh	4	1	5
Jackson	0	0	0	Vermillion	0	0	0
Jasper	0	0	0	Vigo	1	0	1
Jay	0	0	0	Wabash	1	0	1
Jefferson	0	0	0	Warren	0	0	0
Jennings	0	0	0	Warrick	0	0	0
Johnson	0	0	0	Washington	0	0	0
Knox	0	0	0	Wayne	1	1	2
Kosciusko	1	0	1	Wells	0	0	0
LaGrange	0	0	0	White	0	0	0
Lake	2	0	2	Whitley	0	0	0
LaPorte	0	0	0	Unknown	0	0	0
Lawrence	1	0	1	Totals	43	4	47

Some discharges may be releases to County Probation - data is unable to be separated.

Diagnostics and Escapes are excluded.

Source: Mnthext4_pgm_tbl15.pgm

Indiana Department of Correction
Table 16
Total Number of Committing Offenses for Juveniles
Committed to the Indiana Department of Correction

November 2019

OFFENSE (Citation Code)	NUMBER OF OFFENSES			
	This Month		This Calendar Year	
LEVEL I	Female	Male	Female	Male
Aggravated Battery (35-42-2-1.5)	0	0	0	1
Arson (35-43-1-1)	0	0	0	8
Battery (35-42-2-1)	0	1	5	16
Battery by Bodily Waste (35-42-2-6)	0	0	0	1
Burglary (35-43-2-1)	0	2	2	20
Child Exploitation (35-42-4-4)	0	0	0	1
Carjacking (35-42-5-2)	0	0	0	0
Carrying Handgun w/o License (35-47-2-1)	0	0	0	5
Changing, Altering, Removing, Obliterating ID of Handgun (35-47-2-18)	0	0	0	1
Child Exploitation (35-42-4-4)	0	0	0	2
Child Molesting (35-42-4-3)	0	2	1	18
Child Seduction (35-42-4-7)	0	0	0	0
Child Selling (35-46-1-4)	0	0	0	0
Child Solicitation (35-42-4-6)	0	0	0	0
Child in Possession of Handgun (35-47-10-5)	0	1	0	5
Consumer Product Tampering (35-45-8-3)	0	0	0	0
Criminal Confinement (35-42-3-3)	0	0	0	4
Criminal Deviate Conduct (35-42-4-2)	0	0	0	0
Criminal Gang Intimidation (35-45-9-4)	0	0	0	0
Criminal Gang Recruitment	0	0	0	0
Criminal Recklessness (35-42-2-2)	0	0	0	7
Dangerous Possession of a Firearm (35-47-10-5)	0	4	0	34
Dealing in a Sawed-Off Shotgun (35-47-5-4.1)	0	0	0	0
Distribution of a Destructive Device (IC 35-47.5-5-5)	0	0	0	0
Domestic Battery (35-42-2-1.3)	0	0	3	8
Driving While Intoxicated Resulting in Death (9-30-5-5)	0	0	0	0
False Application for Handgun (35-47-2-8)	0	0	0	0
False, Altering Handgun License (35-47-2-22)	0	0	0	0
Feticide (35-42-1-6)	0	0	0	0
Handgun, False ID (35-47-2-17)	0	0	0	0
Incest (35-46-1-3)	0	0	0	0
Interference with Custody (35-42-3-4)	0	0	0	0
Intimidation (35-45-2-1)	0	0	0	0
Involuntary Manslaughter (35-42-1-4)	0	0	0	0
Kidnapping (35-42-3-2)	0	0	0	1
Murder (35-42-1-1)	0	0	1	2
Neglect of a Dependent (35-46-1-4)	0	0	0	0
Operation of a Machine Gun/Hurling a Bomb (35-47-5-9)	0	0	0	0
Overpass Mischief (35-42-2-5)	0	0	0	0
Pointing a Firearm (35-47-4-3)	0	0	0	2
Possession of Firearm on School Property (35-47-9-2)	0	0	0	1
Possession of a Machine Gun or Bomb (35-47-5-9)	0	0	0	0
Rape (35-42-4-1)	0	0	0	5
Reckless Homicide (35-42-1-5)	0	0	0	2
Resisting Law Enforcement (35-44-3-3)	0	0	0	0
Robbery (35-42-5-1)	0	6	4	46
Sell, Manufacture, Possess, Purchase Explosive (35-47-5-1)	0	0	0	0
Sell, Transfer, HIV Blood (35-42-1-7)	0	0	0	0
Selling, Transferring, Giving Handgun to Under 18 (35-47-2-7)	0	0	0	0
Sexual Battery (35-42-4-8)	0	1	0	5

LEVEL I (cont'd)

	NUMBER OF OFFENSES			
	This Month		This Calendar Year	
	Female	Male	Female	Male
Sexual Misconduct (35-44-1-5)	0	0	0	0
Sexual Misconduct with a Minor (35-42-4-9)	0	0	0	0
Stalking (35-45-10-5)	0	0	0	0
Strangulation (35-42-2-9)	0	1	0	2
Unlawful Delivery of Confiscated Firearm (35-47-3-4)	0	0	0	0
Unlawful Use of Body Armor (35-47-5-13)	0	0	0	0
Unlawful Use of Stun Gun (35-47-8-5)	0	0	0	0
Vicarious Sexual Gratification (35-42-4-5)	0	0	0	0
Voluntary Manslaughter (35-42-1-3)	0	0	0	0
Sub-Total	0	18	16	197

LEVEL II

Assisting a Criminal (35-44-3-2)	0	0	0	0
Chinese Throwing Star (35-47-5-12)	0	0	0	0
Criminal Gang Activity (35-45-9-3)	0	0	0	0
Criminal Recklessness (35-42-2-2)	0	0	0	0
Dealing Anabolic Steroid (16-42-19-27)	0	0	0	0
Dealing Methamphetamine (35-48-4-1.1)	0	0	0	0
Dealing in Cocaine or Narcotic Drug (35-48-4-1)	0	0	0	0
Dealing in Marijuana, Hash Oil, or Hashish (35-48-4-10)	0	0	0	2
Dealing in a Schedule I, II, or III Controlled Substance (35-48-4-2)	0	0	1	0
Dealing in a Schedule IV Controlled Substance (35-48-4-3)	0	0	0	0
Dealing in a Schedule V Controlled Substance (35-48-4-4)	0	0	0	0
Dealing in a Substance Represented to be a Controlled Substance (35-48-4-4.5)	0	0	0	0
Delivery of Weapon to Intoxicated Person (35-47-4-1)	0	0	0	0
Disarming Law Enforcement Officer (35-44.1-3-2)	0	0	0	0
Escape/Failure to Return to Lawful Detention (35-44-3-5)	1	1	7	3
Inmate w/ Deadly Weapon (35-44.1-3-7)	0	0	0	0
Interference with Custody (35-42-3-4)	0	0	0	0
Intimidation (35-45-2-1)	0	2	2	18
Knife with Automatic Blade (35-47-5-2)	0	0	0	0
Loan Sharking (35-45-7-2)	0	0	0	0
Maintaining a Common Nuisance (35-48-4-13)	0	0	0	0
Making loan secured by mortgage, deposit or pledge of handgun (35-47-4-2)	0	0	0	0
Manufacture, Distribution, Possession of a Substance Represented to be a Controlled Substance (35-48-4-4)	0	0	0	0
Neglect of a Dependent (35-46-1-4)	0	0	0	0
Poss Precursors w/ Intent to Manufacture Etc. (35-48-4-14.5)	0	0	0	0
Possession of a Controlled Substance (35-48-4-7)	0	0	0	1
Possession of a Knife on School Property (35-47-5-2.5)	0	0	1	1
Promoting Prostitution (35-45-4-4)	0	0	0	0
Purchase, Possession or Sale of Stun Gun (35-47-8-5)	0	0	0	0
Resisting Law Enforcement (35-44-3-3)	1	1	3	15
Rioting with a Deadly Weapon (35-45-1-2)	0	0	0	0
Sale, Possession, Use of Legend Drug (16-42-19-27)	0	0	0	0
Sexual Misconduct with a Minor (35-42-4-9)	0	0	0	0
Stalking (35-45-10-5)	0	0	0	0
Trafficking with an Inmate (35-44-3-9)	0	0	0	0
Use of Stun Gun in Commission of a Crime (35-47-8-5)	0	0	0	0
Sub-Total	2	4	14	40

LEVEL III

Accident /Failure to Stop (9-26-1-8)	0	0	0	0
Accident, Property Damage with Injury (9-26-1-8)	0	0	0	1
Altering or Damaging Computer (35-43-1-4)	0	0	0	0
Auto Theft, Receiving Stolen Parts (35-43-4-2.5)	1	2	4	25
Battery (35-42-2-1)	0	4	8	32
Battery by Bodily Waste (35-42-2-6)	0	0	0	1
Bestiality	0	0	0	0
Bribery (35-44-1-1)	0	0	0	0

LEVEL III (cont'd)	NUMBER OF OFFENSES			
	This Month		This Calendar Year	
	Female	Male	Female	Male
Burglary (35-43-2-1)	0	0	0	0
Check Deception (35-43-5-5)	0	0	0	0
Check Fraud (35-43-5-12)	0	0	0	0
Child Exploitation (35-42-4-4)	0	0	0	0
Controlled Substance Registration (35-48-4-14)	0	0	0	0
Conversion (35-43-4-3)	0	0	1	2
Criminal Mischief (35-43-1-2)	1	2	5	31
Criminal Recklessness (35-42-2-2)	0	0	0	0
Criminal Trespass (35-43-2-2)	0	0	0	6
Dealing in Altered Property (35-43-4-2.3)	0	0	0	0
Dealing in Marijuana, Hash Oil, or Hashish (35-48-4-10)	0	0	0	0
Dealing in Paraphernalia (35-48-4-8.5)	0	0	0	0
Dealing in a Schedule IV Controlled Substance (35-48-4-3)	0	0	0	0
Distribution of Material Harmful to Minor (35-49-3-3)	0	0	0	0
Escape/Failure to Return to Lawful Detention (35-44-3-5)	0	0	4	31
Failure to Appear (35-44-3-6)	0	0	0	0
False Reporting (35-44-2-2)	0	0	0	0
Forgery (35-43-5-2)	0	0	0	0
Fraud (35-43-5-4)	0	3	1	7
Fraud on Financial Institution (35-45-5-8)	0	0	0	0
Home Improvement Fraud (35-43-6-13)	0	0	0	0
Identity Deception (35-43-5-3.5)	0	0	0	0
Interference with Custody (35-42-3-4)	0	0	0	0
Interference with Reporting Crime (35-42-2-5)	0	0	0	0
Invasion of Privacy (35-46-1-15.1)	0	0	0	1
Kill Domestic Animal	0	0	0	0
Manufacture of Paraphernalia (35-48-4-8.1)	0	0	0	0
Nonsupport of Child (35-46-1-5)	0	0	0	0
Nonsupport of Spouse (35-46-1-6)	0	0	0	0
Obscene Performance (35-49-3-1)	0	0	0	0
Obstructing Fireman (35-44-3-8)	0	0	0	0
Obstructing Traffic (35-42-2-4)	0	0	0	0
Obstruction of Justice (35-44-3-4)	0	0	0	0
Operating Vehicle After Lifetime Forfeiture (9-30-10-17)	0	0	0	0
Operating Vehicle While Intoxicated (9-30-5-4)	0	0	0	0
Operating Vehicle While Intoxicated with Prior (9-30-5-3)	0	0	0	0
Patronizing a Prostitute (35-45-4-3)	0	0	0	0
Perjury (35-44-2-1)	0	0	0	0
Possession of Cocaine or Narcotic Drug (35-48-4-6)	0	0	0	1
Possession of Marijuana, Hash Oil, or Hashish (35-48-4-11)	0	0	0	0
Possession of Methamphetamines (35-48-4-6.1)	0	1	1	4
Possession of Paraphernalia (35-48-4-8.3)	0	0	0	0
Possession of a Controlled Substance (35-48-4-7)	0	0	0	2
Possession of a Syringe (16-42-19-18)	0	0	0	0
Possession/Use of Legend Drug (16-42-19-13)	0	0	1	0
Professional Gambling (35-45-5-3)	0	0	0	0
Profiting from Adoption (35-46-1-9)	0	0	0	0
Promoting Professional Gambling (35-45-5-4)	0	0	0	0
Promoting Prostitution (35-45-4-4)	0	0	0	0
Prostitution (35-45-4-2)	0	0	0	0
Public Indecency (35-45-4-1)	0	0	0	0
Public Nudity (35-45-4-1.5)	0	0	0	0
Railroad Mischief (35-42-2-5.5)	0	0	0	0
Receiving Stolen Auto Parts (35-43-4-2.5)	0	0	0	1
Receiving Stolen Property (35-43-4-2)	0	0	0	0
Residential Entry (35-43-2-1.5)	0	0	1	7
Resisting Law Enforcement (35-44-3-3)	0	3	5	21
Rioting (35-45-1-2)	0	0	0	0
Sale, Possession, Use of Legend Drug (16-42-19-27)	0	0	0	0

LEVEL III (cont'd)	NUMBER OF OFFENSES			
	This Month		This Calendar Year	
	Female	Male	Female	Male
Selling, Distributing, Exhibiting Obscene Material (35-49-3-1)	0	0	0	0
Stalking (35-45-10-5)	0	0	0	0
Synthetic Drug (35-48-4-11.5)	0	0	0	0
THEFT/RSP/>\$100,000	0	0	0	1
TRAFFIC W/INMATE	0	0	1	0
Theft (35-43-4-2)	0	7	9	54
Torture or Mutilation of Animal (35-46-3-12)	0	0	0	0
Trafficking with an Inmate (35-44-3-9)	0	0	0	0
Unauthorized Possession of Prescription Form (35-48-4-14)	0	0	0	0
Unlawful Entry of Motor Vehicle (35-43-4-2.7)	0	0	0	0
Voyeurism (35-45-4-5)	0	0	0	0
Welfare Fraud (35-43-5-7)	0	0	0	0
Sub-Total	2	22	41	228

LEVEL IV

Absence From Home Detention (35-38-2.5-10)	0	0	0	0
Accident/Failure to Stop (9-26-1-8)	0	1	0	2
Alcohol Violation (31-37-2-6)	0	0	0	0
Animal Cruelty (35-46-3-12)	0	0	0	0
Assisting a Criminal (35-44-3-2)	0	0	0	0
Beats Vertebrate Animal (35-46-3-12)	0	0	0	0
Check Deception (35-43-5-5)	0	0	0	0
Common Nuisance (35-48-4-13)	0	0	0	1
Computer Trespassing (35-43-2-3)	0	0	0	0
Counterfeiting Auto Registration (9-18-2-42)	0	0	0	0
Counterfeiting a Driver's License (9-24-18-7)	0	0	0	0
Curfew Violation (31-37-2-5)	0	0	0	0
Deception (35-43-5-3)	0	0	0	0
Deer Outside Hours (14-22-6-1)	0	0	0	0
Deer w/ Illegal Device (14-22-6-1)	0	0	0	0
Disorderly Conduct (35-45-1-3)	0	1	3	13
Dissemination of Material Harmful to Minor (35-49-3-3)	0	0	0	0
Driving While Intoxicated (9-11-2-3)	0	0	0	0
Driving with Suspended License (9-24-19-2)	0	0	0	0
Exploitation of Dependent/Endangered Adult (35-46-1-12)	0	0	0	0
Failure to Appear (35-44-3-6)	0	0	0	0
Failure to Disclose Recruitment (35-46-4-4)	0	0	0	0
Failure to Respond to Summons (35-44-3-6.5)	0	0	0	0
False Auto Registration (9-18-2-44)	0	0	0	0
False Identity Statement (35-44-2-6)	0	0	0	0
False Informing (35-44-2-2)	0	1	0	5
Flag Desecration (35-45-1-4)	0	0	0	0
Glue Sniffing (35-46-6-2)	0	0	0	0
Habitual Disobedience of Parent, Guardian, or Custodian (Incorrigible) (31-37-2-4)	0	0	0	0
Harassment (35-45-2-2)	0	0	0	0
Home Improvement Fraud (35-43-6-12)	0	0	0	0
Illegal Consumption of Alcohol (7.1-5-7-7)	0	0	1	1
Illegal Possession of Alcohol (7.1-5-7-7)	0	0	1	0
Impairment of ID Number (35-43-7-4)	0	0	0	0
Interference with Custody (35-42-3-4)	0	0	0	0
Interfering with Law Enforcement Animal (35-46-3-11)	0	0	0	0
Invasion of Privacy (35-46-1-15.1)	0	0	0	0
Leaving Home w/o Permission of Parent, Guardian or Custodian (Runaway) (31-37-2-2)	0	0	3	4
Maintaining a Common Nuisance (35-48-4-13)	0	0	0	0
Nitrous Oxide Distribution (35-46-6-3)	0	0	0	0
Obscene Performance (35-49-3-1)	0	0	0	0
Obstructing Medical Emergency (35-44-3-8.5)	0	0	0	0
Obstructing Traffic (35-42-2-4)	0	0	0	0
Official Misconduct (35-44.1-1-1)	0	0	0	0
Operating Vehicle While Intoxicated (9-30-5-2)	0	0	0	0

LEVEL IV (cont'd)	NUMBER OF OFFENSES			
	This Month		This Calendar Year	
	Female	Male	Female	Male
Operating Vehicle While Intoxicated/Cntrld Sub (9-30-5-1)	0	0	0	0
Operating Vehicle w/o License (9-24-18-1)	0	0	3	5
Operating Vehicle w/o Proof of Financial (9-25-8-2)	0	0	0	0
Operating Vehicle w/o Registration/Plates (9-18-2-43)	0	0	0	0
POSS/PUR/ACC TOBACCO	0	0	0	1
Possession of Device/Interfere Test (35-43-5-18)	0	0	0	0
Possession of Marijuana, Hash Oil, or Hashish (35-48-4-11)	0	3	4	28
Possession of Paraphernalia (35-48-4-8.3)	0	2	0	7
Possession of Substance Represented to be a Controlled Substance (35-48-4-4.6)	0	0	0	0
Possession, Purchase, Accepting Tobacco (35-46-1-10.5)	0	0	0	0
Probation Violation	0	10	0	115
Public Intoxication (7.1-5-1-3)	0	0	0	1
Receiving Unidentified Property (35-43-7-5)	0	0	0	0
Reckless Driving (9-21-8-52)	0	0	1	0
Refusal to Aid Officer (35-44-3-7)	0	0	0	0
Refusal to Identify Self (34-28-5-3.5)	0	0	0	0
Selling, Distributing, Exhibiting Obscene Material (35-49-3-1)	0	0	0	0
Synthetic Drug (35-48-4-11.5)	0	0	0	0
Taking Deer/Turkey (14-22-6-1)	0	0	0	0
Tattooing a Minor (35-42-2-7)	0	0	0	0
Torture, Kill, Mutilate an Animal (35-46-3-12)	0	0	0	0
UNAUTH USE OF RR R/W	0	0	0	1
Unauthorized Possession of Prescription (35-48-4-14)	0	0	0	0
Unlawful Entry of Motor Vehicle (35-43-4-2.7)	0	1	1	11
Unlawful Gambling (35-45-5-2)	0	0	0	0
Unlawful Use of Railroad Right of Way (8-3-15-3)	0	0	0	0
Vending Machine Vandalism (35-43-4-7)	0	0	0	0
Violation Home Detention	0	0	0	0
Violation Suspended Commitment to DOC	0	0	5	0
Violation of Compulsory School Attendance Law (Truancy) (31-37-2-3)	0	0	1	1
Voyeurism (35-45-4-5)	0	0	0	0
Welfare Fraud (35-45-5-7)	0	0	0	0
Sub-Total	0	19	23	196
GRAND TOTAL NUMBER OF OFFENSES	4	63	94	661

Indiana Department of Correction
Table 17
Number of Juvenile Offenders by Most Serious Offense
Committed to the Indiana Department of Correction

November 2019

MOST SERIOUS OFFENSE (Citation Code)	NUMBER OF JUVENILES			
	This Month		This Calendar Year	
LEVEL I	Female	Male	Female	Male
ARSON/>250<\$5000	0	0	0	1
ARSON/SBI	0	0	0	1
Aggravated Battery (35-42-2-1.5)	0	0	0	1
Arson (35-43-1-1)	0	0	0	2
Battery (35-42-2-1)	0	1	6	16
Battery by Bodily Waste (35-42-2-6)	0	0	0	1
Burglary (35-43-2-1)	0	1	1	24
Carjacking (35-42-5-2)	0	0	0	0
Carrying Handgun w/o License (35-47-2-1)	0	0	0	4
Changing, Altering, Removing, Obliterating ID of Handgun (35-47-2-18)	0	0	0	1
Child Exploitation (35-42-4-4)	0	0	0	1
Child Molesting (35-42-4-3)	0	2	1	17
Child Seduction (35-42-4-7)	0	0	0	0
Child Selling (35-46-1-4)	0	0	0	0
Child Solicitation (35-42-4-6)	0	0	0	0
Child in Possession of Handgun (35-47-10-5)	0	1	0	2
Consumer Product Tampering (35-45-8-3)	0	0	0	0
Criminal Confinement (35-42-3-3)	0	0	0	1
Criminal Deviate Conduct (35-42-4-2)	0	0	0	0
Criminal Gang Intimidation (35-45-9-4)	0	0	0	0
Criminal Gang Recruitment	0	0	0	0
Criminal Recklessness (35-42-2-2)	0	0	0	6
Dangerous Possession of a Firearm (35-47-10-5)	0	2	0	23
Dealing in a Sawed-Off Shotgun (35-47-5-4.1)	0	0	0	0
Distribution of a Destructive Device (IC 35-47.5-5-5)	0	0	0	0
Domestic Battery (35-42-2-1.3)	0	0	2	9
Driving While Intoxicated Resulting in Death (9-30-5-5)	0	0	0	0
False Application for Handgun (35-47-2-8)	0	0	0	0
False, Altering Handgun License (35-47-2-22)	0	0	0	0
Feticide (35-42-1-6)	0	0	0	0
Handgun, False ID (35-47-2-17)	0	0	0	0
Incest (35-46-1-3)	0	0	0	0
Interference with Custody (35-42-3-4)	0	0	0	0
Intimidation (35-45-2-1)	0	0	0	0
Involuntary Manslaughter (35-42-1-4)	0	0	0	0
Kidnapping (35-42-3-2)	0	0	0	0
Murder (35-42-1-1)	0	0	0	2
Neglect of a Dependent (35-46-1-4)	0	0	0	0
Operation of a Machine Gun/Hurling a Bomb (35-47-5-9)	0	0	0	0
Overpass Mischief (35-42-2-5)	0	0	0	0
Pointing a Firearm (35-47-4-3)	0	0	0	1
Possession of Firearm on School Property (35-47-9-2)	0	0	0	1
Possession of a Machine Gun or Bomb (35-47-5-9)	0	0	0	0
Rape (35-42-4-1)	0	0	0	5
Reckless Homicide (35-42-1-5)	0	0	0	1
Resisting Law Enforcement (35-44-3-3)	0	0	0	0
Robbery (35-42-5-1)	0	6	4	36
Sell, Manufacture, Possess, Purchase Explosive (35-47-5-1)	0	0	0	0
Sell, Transfer, HIV Blood (35-42-1-7)	0	0	0	0
Selling, Transferring, Giving Handgun to Under 18 (35-47-2-7)	0	0	0	0

NUMBER OF JUVENILES

LEVEL I (cont'd)	This Month		This Calendar Year	
	Female	Male	Female	Male
Sexual Battery (35-42-4-8)	0	1	0	3
Sexual Misconduct (35-44-1-5)	0	0	0	0
Sexual Misconduct with a Minor (35-42-4-9)	0	0	0	0
Stalking (35-45-10-5)	0	0	0	0
Strangulation (35-42-2-9)	0	1	0	1
Unlawful Delivery of Confiscated Firearm (35-47-3-4)	0	0	0	0
Unlawful Use of Body Armor (35-47-5-13)	0	0	0	0
Unlawful Use of Stun Gun (35-47-8-5)	0	0	0	0
Vicarious Sexual Gratification (35-42-4-5)	0	0	0	0
Voluntary Manslaughter (35-42-1-3)	0	0	0	0
Sub-Total	0	15	14	160

LEVEL II

Assisting a Criminal (35-44-3-2)	0	0	0	0
Chinese Throwing Star (35-47-5-12)	0	0	0	0
Criminal Gang Activity (35-45-9-3)	0	0	0	0
Criminal Recklessness (35-42-2-2)	0	0	0	0
Dealing Anabolic Steroid (16-42-19-27)	0	0	0	0
Dealing Methamphetamine (35-48-4-1.1)	0	0	0	0
Dealing in Cocaine or Narcotic Drug (35-48-4-1)	0	0	0	0
Dealing in Marijuana, Hash Oil, or Hashish (35-48-4-10)	0	0	0	1
Dealing in a Schedule I, II, or III Controlled Substance (35-48-4-2)	0	0	1	0
Dealing in a Schedule IV Controlled Substance (35-48-4-3)	0	0	0	1
Dealing in a Schedule V Controlled Substance (35-48-4-4)	0	0	0	0
Dealing in a Substance Represented to be a Controlled Substance (35-48-4-4.5)	0	0	0	0
Delivery of Weapon to Intoxicated Person (35-47-4-1)	0	0	0	0
Disarming Law Enforcement Officer (35-44.1-3-2)	0	0	0	0
Escape/Failure to Return to Lawful Detention (35-44-3-5)	1	1	5	4
Inmate w/ Deadly Weapon (35-44.1-3-7)	0	0	0	0
Interference with Custody (35-42-3-4)	0	0	0	0
Intimidation (35-45-2-1)	0	1	2	9
Knife with Automatic Blade (35-47-5-2)	0	0	0	0
Loan Sharking (35-45-7-2)	0	0	0	0
Maintaining a Common Nuisance (35-48-4-13)	0	0	0	0
Making loan secured by mortgage, deposit or pledge of handgun (35-47-4-2)	0	0	0	0
Manufacture, Distribution, Possession of a Substance Represented to be a Controlled Substance	0	0	0	0
Neglect of a Dependent (35-46-1-4)	0	0	0	0
Poss precursors w/intent to manufacture etc. (35-48-4-14.5)	0	0	0	0
Possession of a Controlled Substance (35-48-4-7)	0	0	0	1
Possession of a Knife on School Property (35-47-5-2.5)	0	0	1	0
Promoting Prostitution (35-45-4-4)	0	0	1	0
Purchase, Possession or Sale of Stun Gun (35-47-8-5)	0	0	0	0
Resisting Law Enforcement (35-44-3-3)	1	0	2	9
Rioting with a Deadly Weapon (35-45-1-2)	0	0	0	0
Sale, Possession, Use of Legend Drug (16-42-19-27)	0	0	0	0
Sexual Misconduct with a Minor (35-42-4-9)	0	0	0	0
Stalking (35-45-10-5)	0	0	0	0
Trafficking with an Inmate (35-44-3-9)	0	0	0	0
Use of Stun Gun in Commission of a Crime (35-47-8-5)	0	0	0	0
Sub-Total	2	2	12	25

LEVEL III

Accident /Failure to Stop (9-26-1-8)	0	0	0	0
Accident, Property Damage with Injury (9-26-1-8)	0	0	0	0
Altering or Damaging Computer (35-43-1-4)	0	0	0	0
Auto Theft, Receiving Stolen Parts (35-43-4-2.5)	0	1	2	12
Battery (35-42-2-1)	0	0	6	14
Bestiality	0	0	0	0
Bribery (35-44-1-1)	0	0	0	0
Burglary (35-43-2-1)	0	0	0	0
Check Deception (35-43-5-5)	0	0	0	0

LEVEL III (cont'd)	NUMBER OF JUVENILES			
	This Month		This Calendar Year	
	Female	Male	Female	Male
Check Fraud (35-43-5-12)	0	0	0	0
Child Exploitation (35-42-4-4)	0	0	0	0
Controlled Substance Registration (35-48-4-14)	0	0	0	0
Conversion (35-43-4-3)	0	0	1	2
Criminal Mischief (35-43-1-2)	0	0	2	9
Criminal Recklessness (35-42-2-2)	0	0	0	0
Criminal Trespass (35-43-2-2)	0	0	0	6
Dealing in Altered Property (35-43-4-2.3)	0	0	0	0
Dealing in Marijuana, Hash Oil, or Hashish (35-48-4-10)	0	0	0	0
Dealing in Paraphernalia (35-48-4-8.5)	0	0	0	0
Distribution of Material Harmful to Minor (35-49-3-3)	0	0	0	0
Escape/Failure to Return to Lawful Detention (35-44-3-5)	0	0	3	10
Failure to Appear (35-44-3-6)	0	0	0	0
False Reporting (35-44-2-2)	0	0	0	0
Forgery (35-43-5-2)	0	0	0	0
Fraud (35-43-5-4)	0	2	0	3
Fraud on Financial Institution (35-45-5-8)	0	0	0	0
Home Improvement Fraud (35-43-6-13)	0	0	0	0
Identity Deception (35-43-5-3.5)	0	0	0	0
Interference with Custody (35-42-3-4)	0	0	0	0
Interference with Reporting Crime (35-42-2-5)	0	0	0	0
Invasion of Privacy (35-46-1-15.1)	0	0	0	0
Kill Domestic Animal	0	0	0	0
Manufacture of Paraphernalia (35-48-4-8.1)	0	0	0	0
Nonsupport of Child (35-46-1-5)	0	0	0	0
Nonsupport of Spouse (35-46-1-6)	0	0	0	0
Obscene Performance (35-49-3-1)	0	0	0	0
Obstructing Fireman (35-44-3-8)	0	0	0	0
Obstructing Traffic (35-42-2-4)	0	0	0	0
Obstruction of Justice (35-44-3-4)	0	0	0	0
Operating Vehicle After Lifetime Forfeiture (9-30-10-17)	0	0	0	0
Operating Vehicle While Intoxicated (9-30-5-4)	0	0	0	0
Operating Vehicle While Intoxicated with Prior (9-30-5-3)	0	0	0	0
POSS COC,I,II/>3GRMS	0	0	0	1
Patronizing a Prostitute (35-45-4-3)	0	0	0	0
Perjury (35-44-2-1)	0	0	0	0
Possession of Cocaine or Narcotic Drug (35-48-4-6)	0	0	0	0
Possession of Marijuana, Hash Oil, or Hashish (35-48-4-11)	0	0	0	0
Possession of Methamphetamines (35-48-4-6.1)	0	1	0	4
Possession of Paraphernalia (35-48-4-8.3)	0	0	0	0
Possession of a Controlled Substance (35-48-4-7)	0	0	0	1
Possession of a Syringe (16-42-19-18)	0	0	0	0
Possession/Use of Legend Drug (16-42-19-13)	0	0	0	0
Professional Gambling (35-45-5-3)	0	0	0	0
Profiting from Adoption (35-46-1-9)	0	0	0	0
Promoting Professional Gambling (35-45-5-4)	0	0	0	0
Promoting Prostitution (35-45-4-4)	0	0	0	0
Prostitution (35-45-4-2)	0	0	0	0
Public Indecency (35-45-4-1)	0	0	0	0
Public Nudity (35-45-4-1.5)	0	0	0	0
Railroad Mischief (35-42-2-5.5)	0	0	0	0
Receiving Stolen Property (35-43-4-2)	0	0	0	0
Residential Entry (35-43-2-1.5)	0	0	1	4
Resisting Law Enforcement (35-44-3-3)	0	1	2	8
Rioting (35-45-1-2)	0	0	0	0
Sale, Possession, Use of Legend Drug (16-42-19-27)	0	0	0	0
Selling, Distributing, Exhibiting Obscene Material (35-49-3-1)	0	0	0	0
Stalking (35-45-10-5)	0	0	0	0
Synthetic Drug (35-48-4-11.5)	0	0	0	0

NUMBER OF JUVENILES

LEVEL III (Cont.)	This Month		This Calendar Year	
	Female	Male	Female	Male
THEFT/RSP/>\$100,000	0	0	0	1
TRAFFIC W/INMATE	0	0	1	0
Theft (35-43-4-2)	0	2	4	26
Torture or Mutilation of Animal (35-46-3-12)	0	0	0	0
Trafficking with an Inmate (35-44-3-9)	0	0	0	0
Unauthorized Possession of Prescription Form (35-48-4-14)	0	0	0	0
Unlawful Entry of Motor Vehicle (35-43-4-2.7)	0	0	0	0
Voyeurism (35-45-4-5)	0	0	0	0
Welfare Fraud (35-43-5-7)	0	0	0	0
Sub-Total	0	7	22	101

LEVEL IV

Absence From Home Detention (35-38-2.5-10)	0	0	0	0
Accident/Failure to Stop (9-26-1-8)	0	0	1	0
Assisting a Criminal (35-44-3-2)	0	0	0	0
Beats Vertebrate Animal (35-46-3-12)	0	0	0	0
Check Deception (35-43-5-5)	0	0	0	0
Common Nuisance (35-48-4-13)	0	0	0	1
Computer Trespassing (35-43-2-3)	0	0	0	0
Counterfeiting Auto Registration (9-18-2-42)	0	0	0	0
Counterfeiting a Driver's License (9-24-18-7)	0	0	0	0
Curfew Violation (31-37-2-5)	0	0	0	0
Deception (35-43-5-3)	0	0	0	0
Disorderly Conduct (35-45-1-3)	0	0	2	2
Dissemination of Material Harmful to Minor (35-49-3-3)	0	0	0	0
Driving with Suspended License (9-24-19-2)	0	0	0	0
Exploitation of Dependent/Endangered Adult (35-46-1-12)	0	0	0	0
Failure to Appear (35-44-3-6)	0	0	0	0
Failure to Disclose Recruitment (35-46-4-4)	0	0	0	0
Failure to Respond to Summons (35-44-3-6.5)	0	0	0	0
False Auto Registration (9-18-2-44)	0	0	0	0
False Identity Statement (35-44-2-6)	0	0	0	0
False Informing (35-44-2-2)	0	0	1	1
Flag Desecration (35-45-1-4)	0	0	0	0
Glue Sniffing (35-46-6-2)	0	0	0	0
Habitual Disobedience of Parent, Guardian, or Custodian (Incorrigible) (31-37-2-4)	0	0	0	0
Harassment (35-45-2-2)	0	0	0	0
Home Improvement Fraud (35-43-6-12)	0	0	0	0
Illegal Consumption of Alcohol (7.1-5-7-7)	0	0	0	0
Illegal Possession of Alcohol (7.1-5-7-7)	0	0	0	0
Impairment of ID Number (35-43-7-4)	0	0	0	0
Interference with Custody (35-42-3-4)	0	0	0	0
Interfering with Law Enforcement Animal (35-46-3-11)	0	0	0	0
Invasion of Privacy (35-46-1-15.1)	0	0	0	0
Leaving Home w/o Permission of Parent, Guardian or Custodian (Runaway) (31-37-2-2)	0	0	0	0
Nitrous Oxide Distribution (35-46-6-3)	0	0	0	0
Obscene Performance (35-49-3-1)	0	0	0	0
Obstructing Medical Emergency (35-44-3-8.5)	0	0	0	0
Obstructing Traffic (35-42-2-4)	0	0	0	0
Operating Vehicle While Intoxicated (9-30-5-2)	0	0	0	0
Operating Vehicle While Intoxicated/Cntrld Sub (9-30-5-1)	0	0	0	0
Operating Vehicle w/o License (9-24-18-1)	0	0	1	0
Operating Vehicle w/o Proof of Financial (9-25-8-2)	0	0	0	0
Operating Vehicle w/o Registration/Plates (9-18-2-43)	0	0	0	0
Possession of Marijuana, Hash Oil, or Hashish (35-48-4-11)	0	2	2	13
Possession of Paraphernalia (35-48-4-8.3)	0	0	0	1
Possession of Substance Represented to be a Controlled Substance (35-48-4-4.6)	0	0	0	0
Possession, Purchase, Accepting Tobacco (35-46-1-10.5)	0	0	0	0
Probation Violation	0	0	0	0
Public Intoxication (7.1-5-1-3)	0	0	0	0
Receiving Unidentified Property (35-43-7-5)	0	0	0	0
Reckless Driving (9-21-8-52)	0	0	0	0
Refusal to Aid Officer (35-44-3-7)	0	0	0	0
Refusal to Identify Self (34-28-5-3.5)	0	0	0	0

LEVEL IV (cont'd)	NUMBER OF JUVENILES				
	This Month		This Calendar Year		
	Female	Male	Female	Male	
Selling, Distributing, Exhibiting Obscene Material (35-49-3-1)	0	0	0	0	
Synthetic Drug	0	0	0	0	
Torture, Kill, Mutilate an Animal (35-46-3-12)	0	0	0	0	
Unauthorized Possession of Prescription (35-48-4-14)	0	0	0	0	
Unlawful Entry of Motor Vehicle (35-43-4-2.7)	0	0	0	1	
Unlawful Gambling (35-45-5-2)	0	0	0	0	
Unlawful Use of Railroad Right of Way (8-3-15-3)	0	0	0	0	
Vending Machine Vandalism (35-43-4-7)	0	0	0	0	
Violation Home Detention	0	0	0	0	
Violation Suspended Commitment to DOC	0	0	0	0	
Violation of Compulsory School Attendance Law (Truancy) (31-37-2-3)	0	0	0	0	
Voyeurism (35-45-4-5)	0	0	0	0	
Welfare Fraud (35-45-5-7)	0	0	0	0	
	Sub-Total	0	2	7	19
	GRAND TOTAL NUMBER OF JUVENILES	2	26	55	305

Indiana Department of Correction
Table 18
Juvenile Female New Commitments

<u>Month</u>	<u>2015</u>	<u>2016</u>	<u>2017</u>	<u>2018</u>	<u>2019</u>
January	3	6	2	3	10
February	8	10	5	8	4
March	4	11	6	4	7
April	10	9	2	7	3
May	12	4	6	8	8
June	6	11	7	2	3
July	5	4	8	12	9
August	10	4	5	4	2
September	13	7	8	8	4
October	0	5	6	5	6
November	11	6	7	8	2
December	<u>11</u>	<u>5</u>	<u>12</u>	<u>8</u>	
TOTALS	93	82	74	77	58

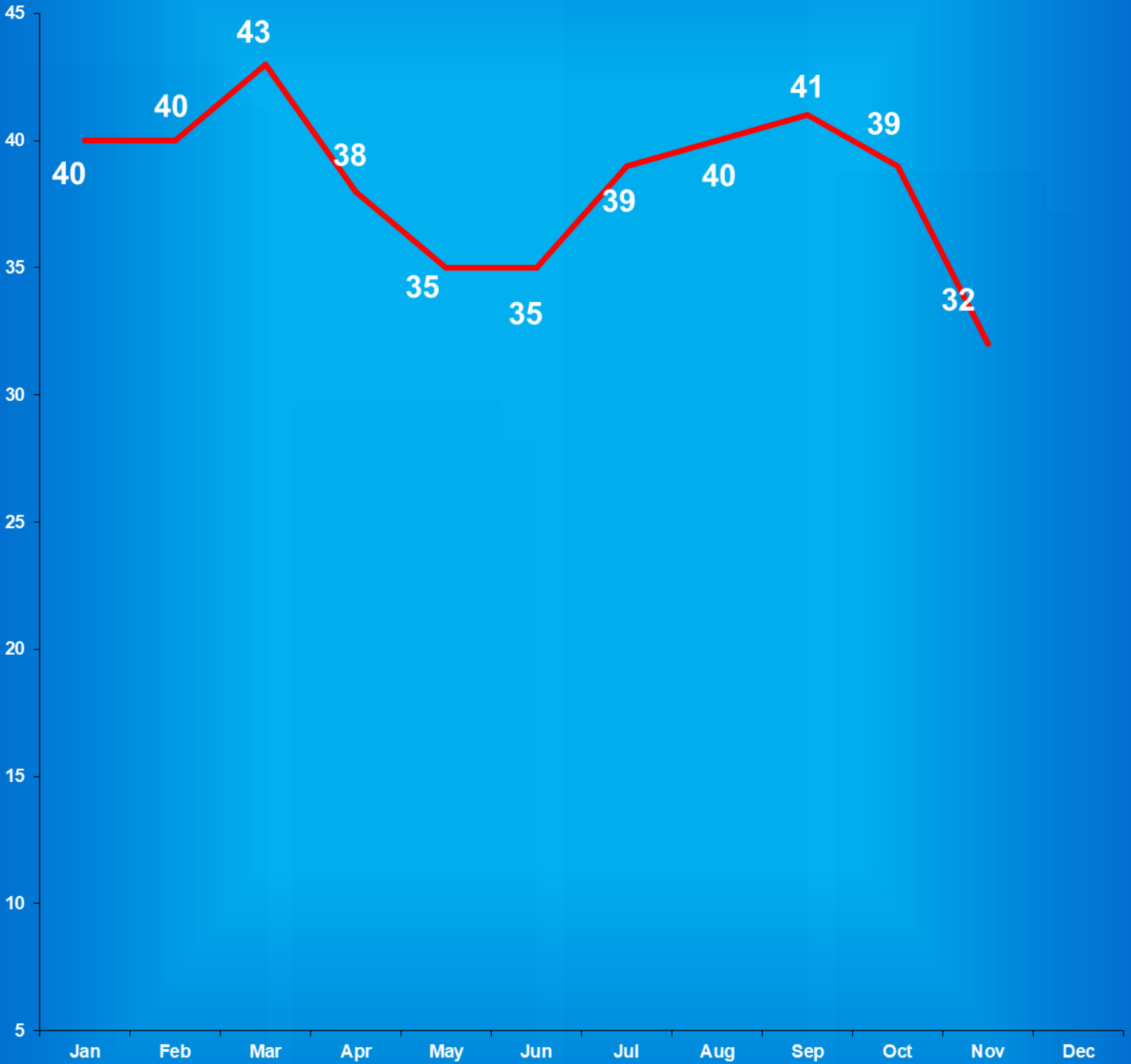
Source: SAS - mnthadm4.pgm

Indiana Department of Correction

Graph G

Average Daily Juvenile Female Offender Populations

Calendar Year 2019



Indiana Department of Correction
Table 19
Juvenile Male New Commitments

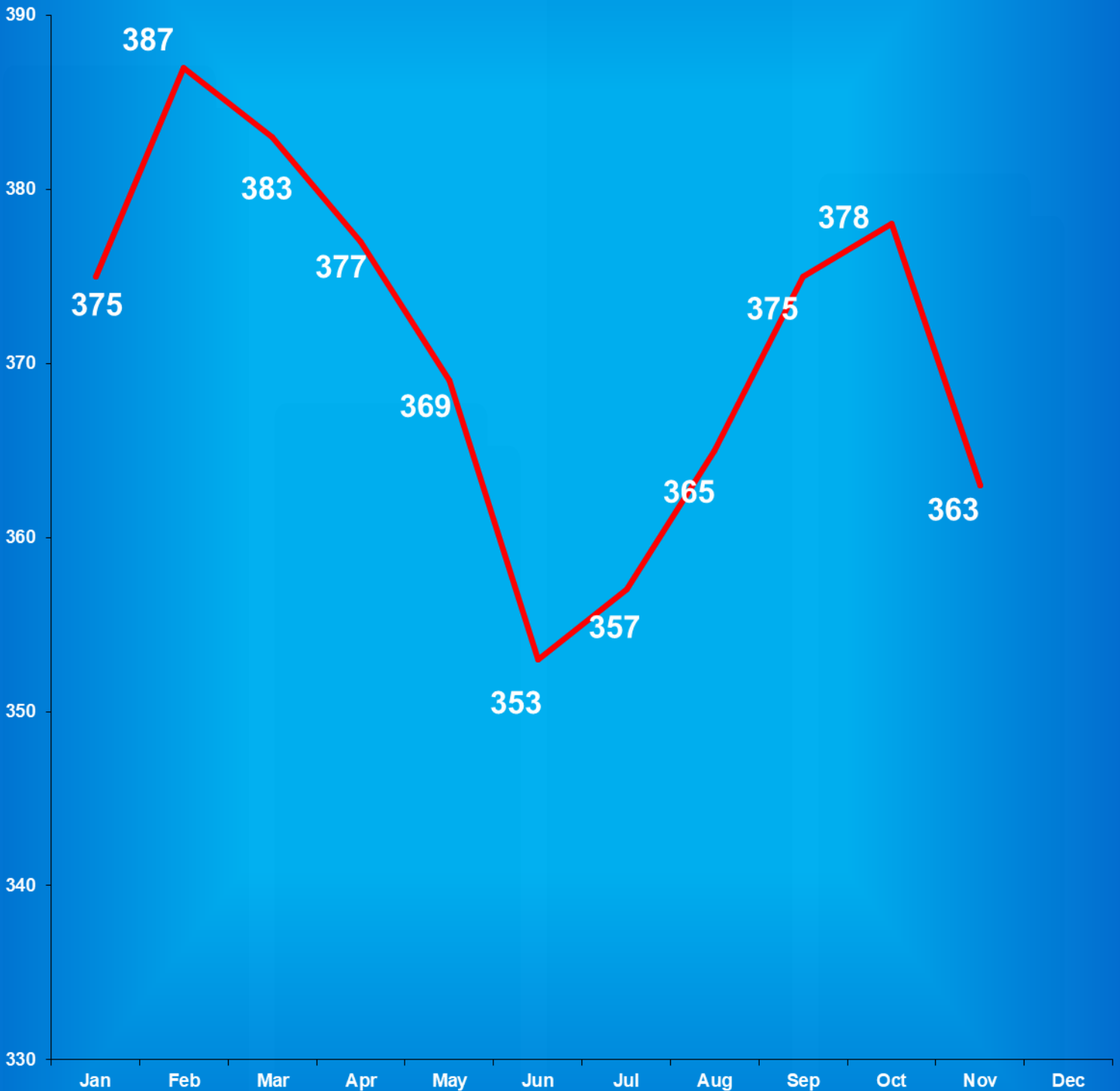
<u>Month</u>	<u>2015</u>	<u>2016</u>	<u>2017</u>	<u>2018</u>	<u>2019</u>
January	35	39	26	46	36
February	26	40	26	38	36
March	32	69	36	33	17
April	43	33	45	27	24
May	37	44	35	42	30
June	41	40	48	29	27
July	50	29	40	29	47
August	31	38	48	28	37
September	42	36	43	41	23
October	45	24	39	24	34
November	41	28	48	34	26
December	<u>40</u>	<u>30</u>	<u>34</u>	<u>52</u>	
TOTALS	548	463	450	468	337

Source: SAS - mnthadm4.pgm

Indiana Department of Correction

Graph H

Average Daily Juvenile Male Offender Populations
Calendar Year 2019





Juvenile Reintegration Districts



District #8

District #6

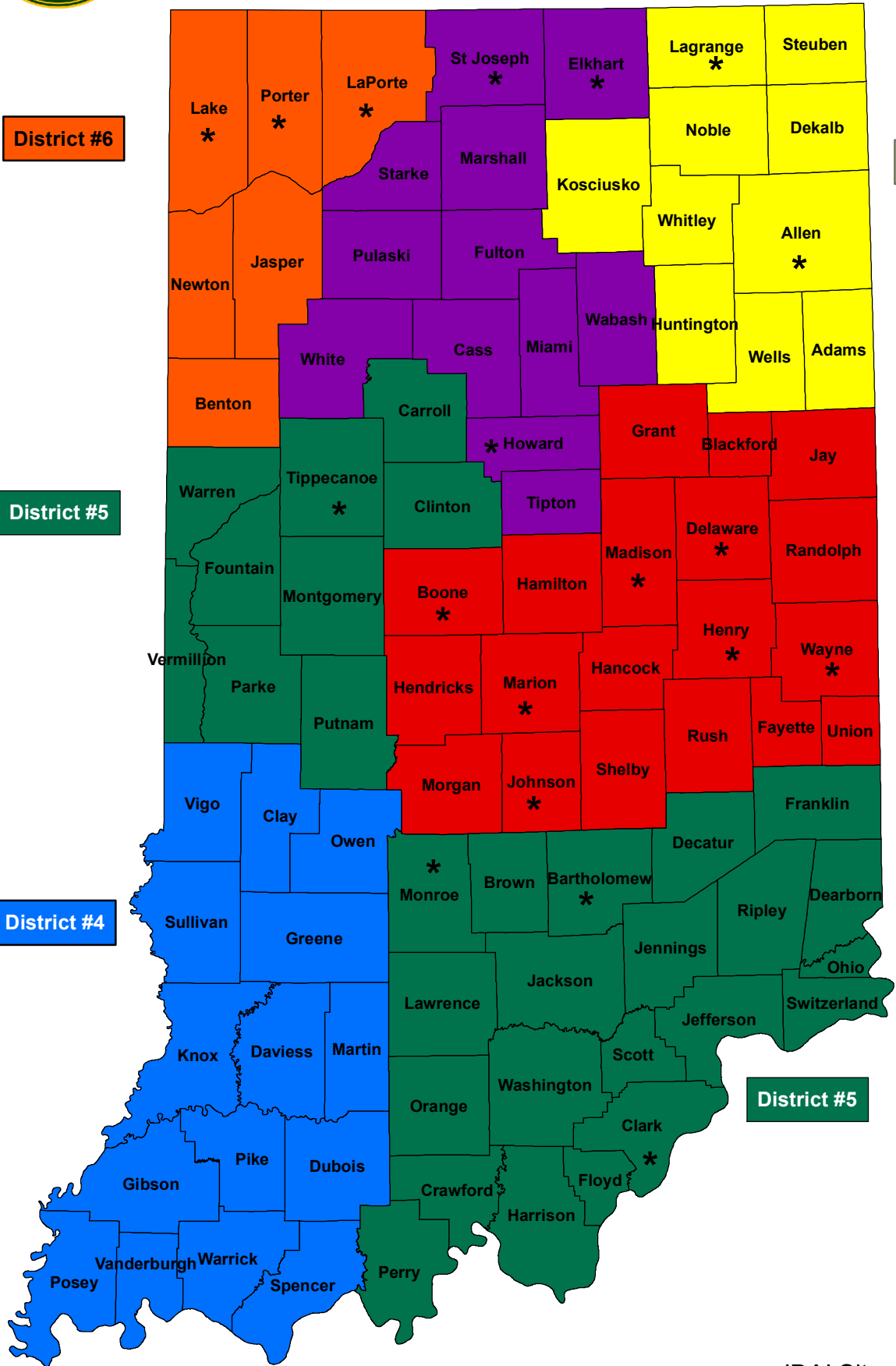
District #2

District #5

District #3

District #4

District #5



*JDAI Site

Indiana Department of Correction
Table 20
Juvenile Parole Caseload on December 01, 2019

<u>Juvenile Reintegration Districts</u>	Indiana Parolees		Other Jurisdiction		<u>Total</u>
	<u>Juvenile Male</u>	<u>Juvenile Female</u>	<u>Juvenile Male</u>	<u>Juvenile Female</u>	
<i>Interstate Compact (RD0)*</i>	0	0	5	0	5
			<u>District Supervision Breakdown as follows:</u>		
Juv Reintegration District 2	14	0	1	0	15
Juv Reintegration District 3	3	0	0	0	3
Juv Reintegration District 4	6	1	0	0	7
Juv Reintegration District 5	4	0	2	0	6
Juv Reintegration District 6	3	1	2	0	6
Juv Reintegration District 8	7	1	0	0	8
Total	37	3	5	0	45

Total Juvenile Parole Population on the First Day of Each Month

<u>Calendar Year 2019</u>	Indiana Parolees		Other Jurisdiction		<u>Total</u>
	<u>Juvenile Male</u>	<u>Juvenile Female</u>	<u>Juvenile Male</u>	<u>Juvenile Female</u>	
January	38	6	5	0	49
February	42	7	6	1	56
March	43	9	7	1	60
April	50	8	7	1	66
May	49	10	6	1	66
June	51	8	5	1	65
July	48	7	4	1	60
August	47	5	5	0	58
September	44	3	5	1	53
October	37	3	7	0	47
November	44	3	6	0	53
December	37	3	5	0	45

** Includes Indiana parolees who are serving their parole in another state, as well as offenders from other States being supervised in Indiana (Interstate Compact)*

Sources:
Parole Division
SAS - juvparl2.pgm

**Indiana Department of Correction
Indiana Government Center South, Room E334
302 W. Washington Street
Indianapolis, IN 46204**

**Prepared by:
Chris Yirenkyi, Data Analyst
(317) 233-4765
cyirenkyi@idoc.IN.gov**

This report and previous reports may be found at:

<http://www.in.gov/idoc/2376.htm>



CHANGING LIVES

The logo for the Indiana Department of Correction is a circular seal. It features a central torch with a flame, surrounded by a wreath. The words "EMPLOYEES", "EFFICIENCY", and "EFFECTIVENESS" are arranged around the torch. The outer ring of the seal contains the text "INDIANA DEPARTMENT OF CORRECTION" and is decorated with stars and stripes. To the right of the seal is a solid blue silhouette of the state of Indiana.

The Indiana Department of Correction advances public safety and successful re-entry through dynamic supervision, programming, and partnerships.