


Indiana Department of Correction

Division of Data Analytics



Offender Population Statistical Report

- AUGUST 2020 -

Rob Carter, Commissioner

**Indiana Department of Correction
Indiana Government Center South, Room E334
302 W. Washington Street
Indianapolis, IN 46204**

**Prepared by:
Grant Beanblossom, Data Analyst
(317) 233-4765
gbeanblossom@idoc.in.gov**

This report and previous reports may be found at:

<http://www.in.gov/idoc/2376.htm>



Definitions

For the purpose of this report, the following definitions apply:

Admission – The means by which an offender enters the custody or jurisdiction of the Indiana Department of Correction. For this report, with the exception of the return of an escapee, this does not include a return from a temporary absence.

Average Daily Population – The sum of the daily beginning counts for a month, divided by that month's number of daily beginning counts.

Beginning Count – The number of offenders physically present at the beginning of the day (ie, 0000:01 hours).

Class A Felony – An offense whereby a person convicted of this felony shall be imprisoned for a fixed term of thirty years, with not more than twenty years added for aggravating circumstances, or not more than ten years subtracted for mitigating circumstances.

Class B Felony – An offense whereby a person convicted of this felony shall be imprisoned for a fixed term of ten years, with not more than ten years added for aggravating circumstances, or not more than four years subtracted for mitigating circumstances.

Class C Felony – An offense whereby a person convicted of this felony shall be imprisoned for a fixed term of four years, with not more than four years added for aggravating circumstances, or not more than two years subtracted for mitigating circumstances.

Class D Felony – An offense whereby a person convicted of this felony shall be imprisoned for a fixed term of one and one-half years, with not more than one and one-half years added for aggravating circumstances, or not more than one year subtracted for mitigating circumstances.

Class 1 Felony – An offense whereby a person convicted of this felony shall be imprisoned with a sentence range of 20-40 years, with not more than twenty years added as a habitual offender enhancement.

Class 2 Felony – An offense whereby a person convicted of this felony shall be imprisoned with a sentence range of 10-30 years, with not more than twenty years added as a habitual offender enhancement.

Class 3 Felony – An offense whereby a person convicted of this felony shall be imprisoned with a sentence range of 3-16 years, with not more than twenty years added as a habitual offender enhancement.

Class 4 Felony – An offense whereby a person convicted of this felony shall be imprisoned with a sentence range of 2-12 years, with not more than twenty years added as a habitual offender enhancement.

Class 5 Felony – An offense whereby a person convicted of this felony shall be imprisoned with a sentence range of 1-6 years, with not more than six years added as a habitual offender enhancement.

Class 6 Felony – An offense whereby a person convicted of this felony shall be imprisoned with a sentence range of 0.5-2.5 years, with not more than six years added as a habitual offender enhancement.

Contracted Beds - Those offenders who have been committed to the Indiana Department of Correction, but are housed in a local work release facility under contract of a 3rd party provider.

County Jail "Back-ups" (Jail Bed Count) – Those offenders who have been committed to the Indiana Department of Correction, but are housed in a county jail until they can be transferred to a Department of Correction intake facility. The county receives \$35.00 per day, per offender, to house these offenders.

Ending Count – The number of offenders physically present at the end of the day (ie, 2400:00 hours).

Felon – A person convicted in any jurisdiction who might have been imprisoned for more than one year.

Murder - An offense whereby a person convicted of this felony shall be imprisoned for a fixed term of fifty-five years, with not more than ten years added for aggravating circumstances, or not more than ten years subtracted for mitigating circumstances.

Definitions Continued

Operational Capacity – The total bed capacity of the facility. The capacity of a facility is the number of beds authorized for safe and efficient operation of the facility.

Pre-Dispositional – An individual ordered by the Court to the Indiana Department of Correction for evaluation prior to sentencing.

Release – The means by which an offender leaves the custody or jurisdiction of the Indiana Department of Correction. For this report, with the exception of an escape, this does not include a temporary absence.

Safekeeper – An individual whom the Court has determined to be in imminent danger of serious bodily injury or death, or who represents a substantial threat to the safety of others, and whom the Court has ordered to the Indiana Department of Correction for custody and security control.

Maximum Level Facilities – Maximum security facilities have very restrictive security measures and housing is celled space.

Medium Level Facilities – Medium security facilities have moderate degree of security measures and housing consists of dormitories and celled space.

Minimum Level Facilities – Minimum Security Facilities have the least restrictive security measures and housing is dormitory style. Also included as minimum security are work release program offenders who leave the facility for outside employment but return nightly.

Intake Facilities – Intake facilities are designated to receive newly committed adult offenders. During the intake process each offender is evaluated through interviews, reports and diagnostic tests. This evaluation forms the basis of the offenders' facility and program assignment.

Secure Housing Units – Denotes maximum control with the most restrictive security measures in place.

Vacancy – The number of beds available for assignment.

Juvenile Diagnostic/Walkthrough – A Juvenile court can order a youth to the Department of Correction to be temporarily committed for not more than 14 days (excluding Saturdays, Sundays and Legal holidays) for the purpose of an evaluation. The youth must be adjudicated delinquent and the order has to be prior to disposition. The department will send a report to the court of the written findings.

Indiana Department of Correction Population Summary

- There were 22,867 adult male offenders (including 625 county jail “back-ups” and 68 in contracted beds) on September 01, 2020. This population is 8% below operational bed capacity for general population.
- There were 2,364 adult female offenders (including 56 county jail “back-ups” and 26 in contracted beds) on September 01, 2020. This population is 15% below the operational bed capacity.
- There were 272 juvenile male offenders in the Department’s facilities on September 01, 2020. This population is 51% below the operational bed capacity.
- There were 26 juvenile female offenders in the Department’s facilities on September 01, 2020. This population is 56% below the operational bed capacity.
- There were 5,620 adult males on parole in Indiana (5,132 Indiana parolees and 482 other jurisdiction parolees) September 01, 2020.
- There were 684 adult females on parole in Indiana (625 Indiana parolees and 59 other jurisdiction parolees) on September 01, 2020.
- There were 449 adults admitted to IDOC (376 males and 73 females) and 811 adults released from IDOC (674 males and 137 females) in August 2020.
- There were 23 juveniles admitted to IDOC (21 males and 2 females) and 49 juveniles released from IDOC (45 males and 4 females) in August 2020.

Indiana Department of Correction

Human Resource Report

August 31, 2020

ADULT FACILITIES

Facility	Total Staff*	Custody Staff	Non-Custody	Vacancies	Hires - Rehires	Retired - Terminated	Inter-Agency		Contract/Vendor		
							In	Out	Aramark	Health	Education
Branchville Correctional Facility	250	173	77	25	6	6	1	1	8	32	6
Chain O'Lakes Correctional Facility	26	4	22	2	0	0	0	0	5	2	0
Correctional Industrial Facility	276	209	67	91	13	16	0	0	16	25	3
Edinburgh Correctional Facility	70	53	17	2	7	3	1	1	7	6	1
Indiana State Prison/Lakeside	471	355	116	100	15	23	2	2	20	43	3
Indiana Women's Prison	178	126	52	15	7	11	0	0	6	27	5
Madison Correctional Facility	206	146	60	9	8	6	0	0	9	27	2
Miami Correctional Facility	379	266	113	176	20	33	0	0	28	52	10
New Castle Correctional Facility**	413	276	137	129	0	0	0	0	31	57	15
Pendleton Correctional Facility	380	259	121	146	9	16	0	0	22	53	1
Plainfield Correctional Facility	338	245	93	56	18	7	0	0	46	35	8
Putnamville Correctional Facility	408	292	116	115	19	15	0	0	23	38	10
Reception-Diagnostic Center	207	162	45	40	9	5	0	0	0	28	0
Rockville Correctional Facility	227	157	70	39	7	7	0	0	13	35	6
South Bend Comm. Re-Entry Center	38	25	13	4	0	1	0	0	3	3	0
Heritage Trail DOC Staff	19	17	2	2	0	0	0	0	0	12	8
Heritage Trail GEO Staff**	192	116	76	30	0	0	0	0	4	11	0
Wabash Valley Correctional Facility	566	444	122	81	17	12	0	0	26	61	4
Westville Correctional Facility	632	470	162	138	10	14	1	0	30	65	9
Total	5,276	3,795	1,481	1,200	165	175	5	4	297	612	91

JUVENILE FACILITIES

Facility	Total Staff*	Custody Staff	Non-Custody	Vacancies	Hires - Rehires	Retired - Terminated	Inter-Agency		Contract/Vendor		
							In	Out	Aramark	Health	Education
Camp Summit	55	39	16	9	0	2	0	0	4	6	2
Logansport Intake/North Central	159	105	54	28	1	5	0	0	8	13	2
Pendleton Juvenile Correctional	233	162	71	60	18	8	1	0	8	15	4
Total	447	306	141	97	19	15	1	0	20	34	8

ADMINISTRATIVE

Central Office***	Total	450	366	84	151	2	4	2	2	0	6	1.5
-------------------	--------------	------------	------------	-----------	------------	----------	----------	----------	----------	----------	----------	------------

TOTALS

STATE EMPLOYEE TOTAL	5,568	4,075	1,493	1,289	186	194	8	6	0	0	0
CONTRACT EMPLOYEE TOTAL	1,674	392	1,282	159	0	0	0	0	317	652	100
GRAND TOTAL	7,242	4,467	2,775	1,448	186	194	8	6	317	652	100

* Total Active Staff does not include those on disability, suspension, or leave with pay.

** New Castle Correctional Facility and Heritage Trail are privately contracted institutions. Their hire/rehire and termination/reire data is not provided to DOC.

*** Includes Technology Services Division, PEN Products, Staff Development and Training, and the Parole Division (counted as Custody Staff)

Note: Total staff, custody staff, non-custody staff, and vacancy data are as of the end of the month.

Hires and re-hires, retirements and terminations, intra-agency transfer in and transfer out are the total number of actions for the month.

Source: DOC Human Resource



Offender Statistics



Indiana Department of Correction

Table 1

**Offender Population & Vacancy Numbers, by Facility Security Level
September 1, 2020**

Minimum Security - Adult MALE

	July Ending Count	General Population Vacancies	Programs & Treatment Vacancies	Restricted Housing & Infirmery Vacancies	Down Beds	Held Beds
Chain O'Lakes	78	23	0	0	0	1
Edinburgh	242	101	0	0	0	1
Miami - MCA	156	47	0	0	0	1
New Castle - NCA	140	64	0	0	0	0
Pendleton - IRO	176	42	0	0	1	1
Westville - WCA	294	78	6	0	0	1
Wabash Valley - WVA	149	48	0	0	1	0
Total	1,235	403	6	0	2	5

Re-Entry & Work Release - Adult MALE

Bartholomew Co. Re-Entry	7	13	0	0	0	0
Chain O'Lakes Re-Entry	31	7	0	0	0	0
Lake Co. Re-Entry/M	7	3	0	0	0	0
South Bend Re-Entry	145	56	0	0	0	0
VOA/Hope Hall Re-Entry	38	2	0	0	0	0
Starke Co. PI - TC	16	0	32	0	0	0
Total	244	81	32	0	0	0

Medium Security - Adult MALE

	July Ending Count	General Population Vacancies	Programs & Treatment Vacancies	Restricted Housing & Infirmery Vacancies	Down Beds	Held Beds
Branchville	1,271	173	85	3	0	1
Correctional Industrial	1,302	161	16	12	0	4
Indiana State Prison ISO	316	66	0	0	0	3
Plainfield	1,411	98	3	8	170	6
Putnamville	1,893	208	83	3	329	1
Heritage Trail	748	166	0	0	0	2
Westville	2,252	330	127	81	134	17
New Castle	2,310	76	8	17	1	19
Total	11,503	1,278	322	124	634	53

Table 1 (Cont.)

Maximum Security - Adult MALE

	July Ending Count	General Population Vacancies	Programs & Treatment Vacancies	Restricted Housing & Infirmery Vacancies	Down Beds	Held Beds
Miami	2,661	135	19	4	160	5
Indiana State Prison	1,933	73	15	7	26	23
Pendleton	1,414	17	2	3	5	8
Pendleton Treatment Unit	177	0	44	0	35	4
ISR Secure Housing Unit	59	0	0	7	1	2
New Castle Annex	395	33	0	51	6	1
New Castle Mental Health	107	0	20	0	0	1
WCU Secure Housing Unit	102	0	0	5	2	1
Wabash Valley	1,705	27	31	9	3	10
WVS Secure Housing Unit	189	0	0	23	3	1
Reception Diag. Center	518	161	0	0	16	0
Total	9,260	446	131	109	257	56

Minumum Security & Re-Entry - Adult FEMALE

	July Ending Count	General Population Vacancies	Programs & Treatment Vacancies	Restricted Housing & Infirmery Vacancies	Down Beds	Held Beds
Madison	590	257	0	0	0	1
Jefferson Co. Re-Entry	48	24	0	0	0	0
Crane House	26	19	0	0	0	0
Total	664	300	0	0	0	1

Medium Security - Adult FEMALE

Rockville	926	55	45	15	0	0
Total	926	55	45	15	0	0

Maximum Security - Adult FEMALE

Women's Prison	620	74	27	5	0	1
Rockville Intake	98	114	0	0	0	0
Total	718	188	27	5	0	1

JAIL BED COUNT

Adult Male	830	N/A	N/A	N/A	N/A	N/A
Adult Female	74	N/A	N/A	N/A	N/A	N/A
Total	904					

Table 1 (Cont.)

JUVENILE OFFENDERS

Juvenile Male

	July Ending Count	General Population Vacancies	Programs & Treatment Vacancies	Restricted Housing & Infirmery Vacancies	Down Beds	Held Beds
North Central Juvenile Correctional Facility	106	68	0	0	0	0
Pendleton Juvenile Correctional Facility	166	213	0	7	0	5
Total	272	281	0	7	0	5

Juvenile Female

LaPorte Juvenile Correctional Facility	26	33	0	3	0	0
--	----	----	---	---	---	---

TOTALS

	July Ending Count	General Population Vacancies	Programs & Treatment Vacancies	Restricted Housing & Infirmery Vacancies	Down Beds	Held Beds
GRAND TOTAL FOR ALL ADULT MALES (Includes Jail Bed Count and Contracted Beds)	23,072	2,208	491	233	893	114
TOTAL FOR ADULT MALES IDOC FACILITIES ONLY	22,174	2,190	459	233	893	114
GRAND TOTAL FOR ALL ADULT FEMALES (Includes Jail Bed Count and Contracted Beds)	2,382	543	72	20	0	2
TOTAL FOR ADULT FEMALES IDOC FACILITIES ONLY	2,282	500	72	20	0	2
TOTAL FOR JUVENILE MALES	272	281	0	7	0	5
TOTAL FOR JUVENILE FEMALES	26	33	0	3	0	0
GRAND TOTAL FOR THE DEPARTMENT (Includes Jail Bed Count and Contracted Beds)	25,752	3,065	563	263	893	121
GRAND TOTAL FOR THE DEPARTMENT (Excludes Jail Bed Count and Contracted Beds)	24,754	3,004	531	263	893	121

Sources: Planning Division Facility Body Count Report
 Planning Division Juvenile Daily Count Report
 OIS - Jail Bed Count
 Operational Support Services - Vacancy Report

Indiana Department of Correction
Table 2
Operational Capacity Compared to Population, by Facility
September 1, 2020

Minimum Security - Adult MALE

	July	August	August	August	Percent +/-
	Operational	Operational	Adjusted	Ending	Capacity
	Capacity	Capacity	Operational	Count	
			Capacity*		
Chain O'Lakes	102	102	101	78	-23%
Edinburgh	344	344	343	242	-29%
Miami - MCA	204	204	203	156	-23%
New Castle - NCA	204	204	204	140	-31%
Pendleton - IRO	220	220	218	176	-19%
Westville - WCA	379	379	372	294	-21%
Wabash Valley - WVA	<u>198</u>	<u>198</u>	<u>197</u>	<u>149</u>	<u>-24%</u>
Total	1,651	1,651	1,638	1,235	-25%

Re-Entry & Work Release - Adult MALE

Bartholomew Co. Re-Entry	20	20	40	7	-83%
Chain O'Lakes Re-Entry	38	38	38	31	-18%
Lake Co. Re-Entry/M	10	10	10	7	-30%
South Bend Re-Entry	201	201	201	145	-28%
VOA/Hope Hall Re-Entry	40	40	40	38	-5%
Starke Co. PI - TC	<u>48</u>	<u>48</u>	16	16	0
Total	357	357	345	244	-29%

Medium Security - Adult MALE

Branchville	1,533	1,533	1,444	1,271	-12%
Correctional Industrial	1,495	1,495	1,463	1,302	-11%
Indiana State Prison ISO	385	385	382	316	-17%
Plainfield	1,696	1,696	1,509	1,411	-6%
Putnamville	2,517	2,517	2,101	1,893	-10%
Heritage Trail	916	916	914	748	-18%
Westville	2,941	2,941	2,582	2,252	-13%
New Castle	2,431	2,431	2,386	2,310	-3%
Total	13,914	13,914	12,781	11,503	-10%

Table 2 (Cont.)

Maximum Security - Adult MALE

	July Operational Capacity	August Operational Capacity	August Adjusted Operational Capacity*	August Ending Count	Percent +/- Capacity
Miami	2,984	2,984	2,796	2,661	-5%
Indiana State Prison	2,077	2,077	1,993	1,933	-3%
Pendleton	1,449	1,449	1,431	1,414	-1%
Pendleton Treatment Unit	260	260	177	177	0%
ISR Secure Housing Unit	69	69	59	59	0%
New Castle Annex	486	486	428	395	-8%
New Castle Mental Health	128	128	107	107	0%
WCU Secure Housing Unit	110	110	102	102	0%
Wabash Valley	1,785	1,785	1,732	1,705	-2%
WVS Secure Housing Unit	216	216	189	189	0%
Reception Diag. Center	695	695	518	518	0%
Total	10,259	10,259	9,532	9,260	-3%

Minimum Security & Re-Entry - Adult FEMALE

Madison	848	848	847	590	-30%
Jefferson Co. Re-Entry	72	72	72	48	-33%
Crane House	45	45	45	26	-42%
Total	965	965	964	664	-31%

Medium Security - Adult FEMALE

Rockville	<u>1,041</u>	<u>1,041</u>	<u>981</u>	<u>926</u>	-6%
Total	1,041	1,041	981	926	-6%

Maximum Security - Adult FEMALE
--

Women's Prison	707	727	694	620	-11%
Rockville Intake	<u>212</u>	<u>212</u>	<u>98</u>	<u>98</u>	0%
Total	919	939	792	718	-9%

JAIL BED COUNT**

Adult Male	625	830	625	625	0%
Adult Female	<u>56</u>	<u>74</u>	<u>56</u>	<u>56</u>	0%
Total	681	904	681	681	0%

JUVENILE OFFENDERS

	Juvenile Male				
North Central Juvenile Correctional Facility	174	174	174	106	-39%
Pendleton Juvenile Correctional Facility	<u>391</u>	<u>391</u>	<u>379</u>	<u>166</u>	-56%
Total	565	565	553	272	-51%

Table 2 (Cont.)

Juvenile Female

	July Operational Capacity	August Operational Capacity	August Adjusted Operational Capacity*	August Ending Count	Percent +/- Capacity
LaPorte Juvenile Correctional Facility	62	62	59	26	-56%

TOTALS					
	July Operational Capacity	August Operational Capacity	August Adjusted Operational Capacity*	August Ending Count	Percent +/- Capacity
GRAND TOTAL FOR ALL ADULT MALES (Includes Jail Bed Count and Contracted Beds)	26,806	27,011	24,921	22,867	-8%
TOTAL FOR ADULT MALES IDOC FACILITIES ONLY	26,063	26,063	24,190	22,174	-8%
GRAND TOTAL FOR ALL ADULT FEMALES (Includes Jail Bed Count and Contracted Beds)	2,981	3,019	2,793	2,364	-15%
TOTAL FOR ADULT FEMALES IDOC FACILITIES ONLY	2,880	2,900	2,692	2,282	-15%
TOTAL FOR JUVENILE MALES	565	565	553	272	-51%
TOTAL FOR JUVENILE FEMALES	62	62	59	26	-56%
GRAND TOTAL FOR THE DEPARTMENT (Includes Jail Bed Count** and Contracted Beds)	30,414	30,657	28,326	25,529	-10%
GRAND TOTAL FOR THE DEPARTMENT (Excludes Jail Bed Count and Contracted Beds)	29,570	29,590	27,494	24,754	-10%

*Adjusted Operational Capacity includes Intake Beds and excludes Down, Held, and Segregation/Infirmary, and Program/Treatment Hold Beds.

**Jail Bed Counts - IDOC offender Jail Bed holding is demand-based, therefore Jail Bed Percent Capacity is always 0%. Jail Bed Operational Capacity is determined by each county's availability and fluctuates from month to month.

Sources: Planning Division Facility Body Count Report
 Planning Division Juvenile Daily Count Report
 OIS - Jail Bed Count
 Operational Support Services - Vacancy Report

Indiana Department of Correction
Table 3
Facility Population on the First Day of Each Month
(Excludes County Jail "Back-ups" & Contracted Beds)

<u>2019</u>	<u>Adult Male</u>	<u>Adult Female</u>	<u>Juvenile Male</u>	<u>Juvenile Female</u>	<u>Total</u>
January	23,970	2,500	365	38	26,873
February	23,876	2,481	382	41	26,780
March	23,963	2,481	386	40	26,870
April	24,030	2,488	383	44	26,945
May	24,103	2,522	372	34	27,031
June	24,138	2,549	360	36	27,083
July	24,181	2,596	355	34	27,166
August	24,186	2,574	367	43	27,170
September	24,285	2,630	373	39	27,327
October	24,264	2,614	376	39	27,293
November	24,274	2,582	368	39	27,263
December	24,259	2,564	360	28	27,211
<u>2020</u>	<u>Adult Male</u>	<u>Adult Female</u>	<u>Juvenile Male</u>	<u>Juvenile Female</u>	<u>Total</u>
January	24,294	2,569	325	25	27,213
February	24,238	2,544	342	21	27,145
March	24,253	2,540	349	23	27,165
April	24,294	2,553	350	24	27,221
May	23,844	2,502	348	27	26,721
June	23,328	2,472	347	29	26,176
July	22,895	2,412	309	26	25,642
August	22,560	2,341	294	28	25,223
September	22,174	2,282	272	26	24,754

Source: Research Division Juvenile Daily Count Report

Indiana Department of Correction
Table 4
Parole Caseload on August 05, 2020

<u>Parole District</u>	Indiana Parolees		Other Jurisdiction		<u>Total</u>
	<u>Adult Male</u>	<u>Adult Female</u>	<u>Adult Male</u>	<u>Adult Female</u>	
<i>Interstate Compact (PD0)*</i>	371	33	482	59	945
	District Supervision Breakdown as follows:				
Re-Entry Parole (PD1)	318	50	22	2	392
Fort Wayne (PD2)	653	81	68	4	806
Indianapolis (PD3)	1146	108	86	10	1,350
Evansville (P4A)	433	45	52	8	538
Terre Haute (P4B)	400	51	23	5	479
Bloomington (PD5)	310	48	32	8	398
Gary (PD6)	370	21	52	3	446
New Castle (PD7)	616	103	42	8	769
South Bend (PD8)	607	50	72	6	735
Madison (PD9)	285	68	33	5	391
Total	5,509	658	482	59	6,708

Total Parole Population on the First Day of Each Month

<u>Calendar Year 2020</u>	Indiana Parolees		Other Jurisdiction		<u>Total</u>
	<u>Adult Male</u>	<u>Adult Female</u>	<u>Adult Male</u>	<u>Adult Female</u>	
January	5,430	625	443	55	6,553
February	5,339	617	448	53	6,457
March	5,199	625	445	57	6,326
April	5,244	626	439	57	6,366
May	5,364	647	437	54	6,502
June	5,473	665	419	51	6,608
July	5,516	662	419	47	6,644
August	5,521	667	464	53	6,705
September	5,509	658	482	59	6,708

* Includes Indiana parolees who are serving their parole in another state, as well as offenders from other States being supervised in Indiana (Interstate Compact)

Sources: Juvenile Services
Parole Division



Adult Offender Statistics



Indiana Department of Correction
Table 5
Monthly Admissions and Releases- Adult Offenders
(Includes County Jail "Back-ups" & Contracted Beds)
August 2020

Admissions	Male	Female	Total
New Commitments	161	40	201
Parole Violators - New Commits	10	0	10
Parole Violators - Technical	42	3	45
Unsentenced (Safekeepers)	2	0	2
Return from Esc - Sec/NonSec Facility	0	0	0
Return from Escape - Non-Secure Facility	0	1	1
Return from Escape - CTP Absconds	1	0	1
Court Supervision Violators - New Commits	41	4	45
Court Supervision Violators - Technical	113	25	138
Return from CTP - New Commits	2	0	2
Return from CTP - Technical	4	0	4
Unknown (Missing Data)	0	0	0
Total Admissions	376	73	449

Releases	Male	Female	Total
Parole	291	45	336
Probation	244	56	300
Escape Secure Facility	0	0	0
Walk-Away - Non-Secure Facility	0	2	2
Discharged	76	18	94
Unsentenced Discharged	2	0	2
Other (i.e. Death)	7	0	7
Community Transition Program (CTP)	53	16	69
CTP Absconds	1	0	1
Unknown (Missing Data)	0	0	0
Total Releases	674	137	811

Of the 161 new commitments of male felons, 75 (46.6%) had a prior commitment.

Of the 40 new commitments of female felons, 12 (30.0%) had a prior commitment.

Effective July 1, 1998, misdemeanants are to be committed to DOC only under special circumstances (IC 11-12-6)

Sources: SAS-prsadm8.pgm, SAS - prisrel8.pgm

**Indiana Department of Correction
Table 6
New Admissions by County of Commitment - Adult Offenders**

August 2020

County	Felon Level													Total	County	Felon Level													Total
	Murder	FA	FB	FC	FD	F1	F2	F3	F4	F5	F6	Other*	Murder			FA	FB	FC	FD	F1	F2	F3	F4	F5	F6	Other*			
Adams	0	0	0	0	0	1	0	0	0	1	1	0	3	Madison	0	0	3	0	0	0	1	2	3	4	3	0	16		
Allen	1	0	0	0	0	1	0	2	7	17	2	0	30	Marion	1	0	3	0	0	0	2	14	13	27	0	0	60		
Bartholomew	0	0	0	0	0	0	1	0	0	2	0	0	3	Marshall	0	0	0	0	0	0	2	0	0	2	0	0	4		
Benton	0	0	0	0	0	0	0	0	0	0	1	0	1	Martin	0	0	0	0	0	0	0	1	0	0	0	0	1		
Blackford	0	0	0	0	0	0	0	0	1	1	0	0	2	Miami	0	0	0	0	0	0	0	1	0	0	0	0	1		
Boone	0	0	2	0	1	0	0	1	2	1	0	0	7	Monroe	0	0	1	0	0	0	1	0	1	0	0	0	3		
Brown	0	0	1	0	0	0	0	0	1	1	0	0	3	Montgomery	0	0	0	0	0	0	1	1	1	1	2	0	6		
Carroll	0	0	0	0	0	0	0	0	0	0	1	0	1	Morgan	0	0	0	0	0	0	0	2	1	0	0	0	3		
Cass	0	0	0	0	0	0	0	1	0	0	1	0	3	Newton	0	0	0	0	0	0	0	1	1	1	0	0	3		
Clark	0	0	0	0	0	0	1	0	1	0	0	0	2	Noble	0	0	0	0	0	0	0	2	0	0	0	0	2		
Clay	0	0	0	0	0	0	0	0	0	1	0	0	1	Ohio	0	0	0	0	0	0	0	0	0	0	0	0	0		
Clinton	0	0	1	0	1	0	0	0	0	1	1	0	4	Orange	0	0	0	0	0	0	0	0	1	0	0	0	1		
Crawford	0	0	0	0	0	0	0	0	0	1	0	0	1	Owen	0	0	0	0	0	0	0	0	0	0	0	0	0		
Daviess	0	0	0	0	0	0	0	1	0	2	0	0	3	Parke	0	0	0	0	0	0	0	0	0	2	1	0	3		
Dearborn	0	0	1	0	0	0	0	0	0	2	1	0	4	Perry	0	0	1	0	0	0	0	0	2	1	0	0	4		
Decatur	0	0	0	0	0	0	0	0	0	1	1	0	2	Pike	0	0	0	0	0	0	0	0	0	1	1	0	2		
DeKalb	0	0	0	0	0	0	1	0	0	0	0	0	1	Porter	0	0	0	0	0	0	0	1	1	1	0	0	3		
Delaware	0	0	0	0	0	1	1	1	1	0	0	0	3	Posey	0	0	0	0	0	1	0	0	0	0	0	0	1		
Dubois	0	0	0	0	0	0	0	1	1	1	0	0	3	Pulaski	0	0	0	0	0	0	0	0	1	0	0	0	1		
Elkhart	0	1	1	1	1	0	0	2	3	0	0	0	9	Putnam	0	0	0	0	0	0	0	0	0	0	0	0	0		
Fayette	1	0	0	0	0	1	0	0	1	2	3	0	8	Randolph	0	0	0	0	0	0	0	0	0	0	0	0	0		
Floyd	0	0	0	0	0	0	0	1	0	1	0	0	2	Ripley	0	0	0	0	0	1	0	1	2	2	0	6			
Fountain	0	0	0	0	0	0	0	0	0	0	0	0	0	Rush	0	0	0	0	0	0	0	1	2	0	0	3			
Franklin	0	0	0	0	0	0	0	1	0	0	0	0	1	St. Joseph	0	0	0	1	0	0	1	4	1	5	1	0	13		
Fulton	0	0	0	0	0	0	0	0	0	0	0	0	0	Scott	0	0	0	0	0	0	0	0	0	0	0	0	0		
Gibson	0	0	0	0	0	0	1	0	2	0	0	0	3	Shelby	0	0	0	0	0	0	0	0	1	1	0	0	2		
Grant	0	0	0	0	0	0	0	0	0	1	3	0	4	Spencer	0	0	0	0	0	0	0	0	0	0	0	0	0		
Greene	0	0	1	0	0	0	1	0	2	0	0	0	4	Starke	0	0	0	0	0	0	1	1	0	2	0	0	4		
Hamilton	0	0	0	0	0	0	0	0	2	5	3	0	10	Steuken	0	0	0	0	0	0	0	0	1	0	1	0	2		
Hancock	0	0	1	0	0	0	1	0	2	1	0	0	5	Sullivan	0	0	0	0	0	0	0	0	1	0	0	0	1		
Harrison	0	0	0	0	0	0	0	1	1	1	0	0	3	Switzerland	0	0	0	0	0	0	0	0	0	1	0	0	1		
Hendricks	0	0	0	0	0	0	2	1	0	0	0	0	3	Tippecanoe	0	1	0	0	0	0	0	2	1	6	1	0	11		
Henry	0	0	0	0	0	0	0	0	1	1	2	0	4	Tipton	0	0	0	0	0	0	0	0	0	0	0	0	0		
Howard	0	0	1	0	0	0	2	1	1	3	0	0	8	Union	0	0	0	0	0	0	0	0	0	0	1	0	1		
Huntington	0	0	0	0	0	1	0	1	3	1	0	0	6	Vanderburgh	0	0	0	0	0	2	2	5	0	7	2	0	18		
Jackson	0	0	0	1	0	1	0	0	1	0	0	0	3	Vermillion	0	0	0	0	0	0	0	0	0	0	0	0	0		
Jasper	0	0	0	0	0	0	0	0	1	0	0	0	1	Vigo	0	1	0	1	0	0	0	0	2	2	0	0	6		
Jay	0	0	0	0	0	0	0	1	0	3	1	0	5	Wabash	0	0	0	0	0	0	0	1	0	4	0	0	5		
Jefferson	0	0	0	0	0	0	0	1	1	0	0	0	2	Warren	0	0	0	0	0	0	0	0	0	0	0	0	0		
Jennings	0	0	0	0	0	0	0	0	0	0	0	0	0	Warrick	0	0	0	0	0	0	0	0	0	0	0	0	0		
Johnson	0	0	1	0	0	0	0	1	1	2	1	0	6	Washington	0	0	0	0	0	0	0	0	0	1	0	0	1		
Knox	0	0	0	0	0	0	0	0	0	1	0	0	1	Wayne	0	0	0	0	0	0	0	1	0	3	1	0	5		
Kosciusko	0	0	0	1	0	0	0	2	1	2	0	0	6	Wells	0	0	0	0	0	0	0	1	2	2	0	0	5		
LaGrange	0	0	0	0	0	0	0	0	0	0	0	0	0	White	0	0	0	0	0	0	1	0	0	0	0	0	1		
Lake	0	0	0	0	0	1	0	1	1	2	1	0	6	Whitley	0	0	0	0	0	1	0	0	1	2	0	0	4		
LaPorte	0	0	1	0	0	0	0	0	0	0	0	0	1	Unknown	0	0	0	0	0	0	0	0	0	0	0	0	4		
Lawrence	0	0	0	0	0	0	1	1	1	0	1	0	4	Totals	3	3	19	5	3	8	26	58	74	143	42	0	388		

Data based on Most Serious Offense and includes only New- and Recommittments.
 Parole violators are not included.
 **Other* may include missing, habitual offense, contempt of court, or misdemeanor.
 ***Unknown* represents offenders who were sentenced to DOC, but County of Commitment data was unavailable.
 Source: Prsadm7.pgm

Indiana Department of Correction

Table 7

Release Type by County of Commitment - Adult Offenders

August 2020

County	Release Type				Total	County	Release Type				Total
	Parole	Probation	Discharged	CTP			Parole	Probation	Discharged	CTP	
Adams	1	0	1	1	3	Madison	13	15	3	7	38
Allen	21	19	3	6	49	Marion	71	59	25	3	158
Bartholomew	5	2	2	2	11	Marshall	2	9	1	2	14
Benton	0	1	0	0	1	Martin	0	0	0	0	0
Blackford	0	0	0	0	0	Miami	0	1	0	0	1
Boone	3	1	0	0	4	Monroe	7	0	1	0	8
Brown	0	0	0	0	0	Montgomery	5	2	0	1	8
Carroll	1	0	0	0	1	Morgan	4	1	0	1	6
Cass	4	0	1	3	8	Newton	0	1	0	0	1
Clark	4	2	2	0	8	Noble	0	4	1	0	5
Clay	1	2	0	0	3	Ohio	1	0	1	0	2
Clinton	2	0	1	2	5	Orange	1	1	0	0	2
Crawford	0	0	0	0	0	Owen	1	0	0	0	1
Daviess	2	2	0	0	4	Parke	0	0	0	0	0
Dearborn	2	6	2	0	10	Perry	1	1	0	0	2
Decatur	1	3	1	1	6	Pike	1	2	0	0	3
DeKalb	4	1	0	0	5	Porter	3	4	1	0	8
Delaware	5	3	0	2	10	Posey	4	0	1	1	6
Dubois	2	0	0	1	3	Pulaski	0	2	0	0	2
Elkhart	13	16	3	0	32	Putnam	2	2	0	0	4
Fayette	4	4	0	0	8	Randolph	1	2	0	1	4
Floyd	2	3	1	0	6	Ripley	7	2	1	0	10
Fountain	0	1	0	0	1	Rush	2	6	0	0	8
Franklin	1	2	0	0	3	St. Joseph	9	5	3	3	20
Fulton	1	0	0	2	3	Scott	2	5	2	0	9
Gibson	3	0	0	0	3	Shelby	4	4	0	0	8
Grant	7	1	1	1	10	Spencer	2	2	0	0	4
Greene	1	3	0	0	4	Starke	0	0	0	0	0
Hamilton	3	3	2	0	8	Steuben	1	0	0	0	1
Hancock	4	6	1	0	11	Sullivan	0	2	0	0	2
Harrison	2	3	1	0	6	Switzerland	0	1	0	0	1
Hendricks	4	1	2	0	7	Tippecanoe	1	10	0	4	15
Henry	5	4	0	1	10	Tipton	0	0	0	0	0
Howard	1	7	2	3	13	Union	0	0	0	0	0
Huntington	3	7	0	0	10	Vanderburgh	17	3	7	4	31
Jackson	5	1	1	0	7	Vermillion	0	2	0	0	2
Jasper	2	0	0	2	4	Vigo	5	4	1	2	12
Jay	3	4	2	0	9	Wabash	3	1	2	3	9
Jefferson	1	2	0	0	3	Warren	0	1	0	0	1
Jennings	0	0	0	0	0	Warrick	3	0	0	1	4
Johnson	10	5	4	0	19	Washington	1	7	1	0	9
Knox	1	1	0	0	2	Wayne	4	3	3	1	11
Kosciusko	5	6	1	0	12	Wells	1	2	0	2	5
LaGrange	0	1	0	0	1	White	2	1	1	1	5
Lake	11	1	1	3	16	Whitley	0	1	1	1	3
LaPorte	2	5	2	1	10	Unknown	1	0	2	0	3
Lawrence	2	3	1	0	6	Totals	336	300	96	69	801

This data excludes Temporary Moves, Safekeepers, Predispositions, Escapes, Deaths, releases from CTP and releases from Out of State Parole.

*"Unknown" represents offenders who were sentenced to DOC, but County of Commitment data was unavailable.

Source: prisrel7.pgm

Indiana Department of Correction
Table 8
The Number of Department of Correction Offenders
Held in County Jails*
August 31, 2020.

<u>County</u>	<u>Adult Male</u>	<u>Adult Female</u>	<u>County</u>	<u>Adult Male</u>	<u>Adult Female</u>	<u>County</u>	<u>Adult Male</u>	<u>Adult Female</u>
Adams	4	0	Hendricks	12	1	Pike	0	0
Allen	70	3	Henry**	4	0	Porter	7	2
Bartholomew	7	0	Howard	14	2	Posey	4	0
Benton	2	0	Huntington	9	0	Pulaski**	3	0
Blackford**	8	0	Jackson	8	0	Putnam**	3	0
Boone	6	3	Jasper	0	0	Randolph	0	0
Brown	5	0	Jay	9	3	Ripley	4	3
Carroll	0	1	Jefferson	7	6	Rush	2	1
Cass	4	0	Jennings	11	0	St. Joseph	4	0
Clark	9	2	Johnson	13	1	Scott	3	1
Clay	6	0	Knox**	5	1	Shelby	0	0
Clinton	16	2	Kosciusko	11	0	Spencer**	29	2
Crawford**	2	0	LaGrange	2	0	Starke	0	0
Daviess	1	0	Lake	15	2	Steuben	3	0
Dearborn	18	3	LaPorte	12	0	Sullivan	0	1
Decatur	8	1	Lawrence	7	3	Switzerland	2	0
DeKalb	6	1	Madison	22	2	Tippecanoe	31	0
Delaware	17	0	Marion	80	3	Tipton	0	1
Dubois	8	0	Marshall	15	2	Union	0	0
Elkhart	45	4	Martin	3	0	Vanderburgh	31	2
Fayette	10	1	Miami	8	1	Vermillion	3	0
Floyd	6	1	Monroe	9	1	Vigo	11	1
Fountain	1	0	Montgomery	9	0	Wabash	5	2
Franklin	2	0	Morgan	6	0	Warren	4	0
Fulton	1	0	Newton	5	0	Warrick	0	0
Gibson	4	0	Noble	7	1	Washington	6	0
Grant	18	3	Ohio	0	0	Wayne	19	1
Greene	12	0	Orange**	4	1	Wells**	10	0
Hamilton	10	1	Owen	2	0	White	6	0
Hancock	5	0	Parke	7	0	Whitley	4	1
Harrison**	3	0	Perry	6	0	Total	830	74

* Data is based on known frequencies reported by the counties; some county data may be missing

** County Jail Substance Abuse Programs

Source: Offender Movement

Indiana Department of Correction
Table 9
Community Transition Program
Average Daily Populations

<u>Month</u>	<u>2016</u>	<u>2017</u>	<u>2018</u>	<u>2019</u>	<u>2020</u>
January	518	465	392	382	338
February	480	475	402	379	338
March	492	475	411	372	317
April	518	481	441	376	278
May	499	487	443	396	279
June	469	481	398	379	241
July	491	445	386	393	256
August	496	421	395	336	254
September	509	400	387	330	
October	478	385	384	324	
November	470	389	366	323	
December	<u>461</u>	<u>372</u>	<u>381</u>	<u>339</u>	
YEARLY AVERAGE	490	440	399	361	288

Source: CTP Database and OIS Warmbody

Indiana Department Of Correction
Table 10
Community Transition Program
August 2020 Release Information (Felony Level A-D)

Total number of offenders eligible to be released =		149
Felony A and B total =	114	
Felony C total =	27	
Felony D total =	2	
Murder =	6	
Total number of offenders transitioned to counties for CTP =		16
By default (lack of response from judge)		
Felony A or B =	0	
Felony C =	0	
Felony D =	0	
By approval by court order from judge		
Felony A or B =	14	
Felony C =	2	
Felony D =	0	
Murder =	0	
Total number of offenders transitioned to counties then returned to DOC due to refusal (court ordered denial upon receipt of offender) =		0
Total number of court ordered denials =		94
Felony A or B =	67	
Felony C =	22	
Felony D =	1	
Murder =	4	
Total number of Felony A or B, or Murder denials by default (no response from judge) =		26
Total number of offenders who became ineligible after eligibility determined but prior to CTP commencement date (reasons include change in Earliest Possible Release Date, change in warrant status, released to probation or to parole, other miscellaneous) =		13
Felony A or B =	9	
Felony C =	3	
Felony D =	1	
Murder =	0	

Source: SAS - CTP2 Adms

Indiana Department Of Correction
Table 10
Community Transition Program
August 2020 Release Information (Felony Level 1-6)

Total number of offenders eligible to be released =		290
Felony 1 and 2 total =	12	
Felony 3 and 4 total =	91	
Felony 5 and 6 total =	187	
Total number of offenders transitioned to counties for CTP =		56
By default (lack of response from judge)		
Felony 1 and 2 total =	0	
Felony 3 and 4 total =	0	
Felony 5 and 6 total =	17	
By approval by court order from judge		
Felony 1 and 2 total =	4	
Felony 3 and 4 total =	20	
Felony 5 and 6 total =	15	
Total number of offenders transitioned to counties then returned to DOC due to refusal (court ordered denial upon receipt of offender) =		0
Total number of court ordered denials =		172
Felony 1 and 2 total =	4	
Felony 3 and 4 total =	44	
Felony 5 and 6 total =	124	
Total number of Felony 1 or 2 denials by default (no response from judge) =		2
Total number of offenders who became ineligible after eligibility determined but prior to CTP commencement date (reasons include change in Earliest Possible Release Date, change in warrant status, released to probation or to parole, other miscellaneous) =		40
Felony 1 and 2 total =	2	
Felony 3 and 4 total =	8	
Felony 5 and 6 total =	30	

Source: SAS - CTP2 Adms

Indiana Department of Correction
Table 11
Total Number of Felony Offenses
Committed to the Indiana Department of Correction

August 2020

Felony Level	Primary Offense	Secondary Offense	Aug-20		This Calendar Year	
			SEX		SEX	
			F	M	F	M
A Felony	Arson (35-43-1-1)		-	-	-	1
	Burglary (35-43-2-1)		-	-	-	2
	Child Molesting (35-42-4-3)		-	1	-	9
	Dealing Cocaine or Narcotic Drug (35-48-4-1)		1	1	5	13
	Dealing Methamphetamine (35-48-4-1.1)		-	-	2	2
	Dealing Sched I, II, or III Catrid Sub (35-48-4-2)		-	-	-	2
	Rape (35-42-4-1)		-	-	-	1
	Robbery (35-42-5-1)		-	-	-	4
A Felony Total			1	2	7	34

Felony Level	Primary Offense	Secondary Offense	Aug-20		This Calendar Year	
			SEX		SEX	
			F	M	F	M
B Felony	Aggravated Battery (35-42-2-1.5)		-	2	-	6
	Arson (35-43-1-1)		-	-	-	1
	Attempt to Commit a Felony (35-41-5-1)	Robbery (35-42-5-1)	-	-	-	2
	Battery (35-42-2-1)		-	1	-	2
	Burglary (35-43-2-1)		1	3	2	48
	Carjacking (35-42-5-2)		-	-	-	1
	Child Molesting (35-42-4-3)		-	-	-	3
	Criminal Confinement (35-42-3-3)		-	-	-	4
	Dealing Cocaine or Narcotic Drug (35-48-4-1)		-	3	5	30
	Dealing Methamphetamine (35-48-4-1.1)		2	2	9	24
	Dealing Sched I, II, or III Catrid Sub (35-48-4-2)		1	-	5	7
	Felon in Possession of a Firearm (35-47-4-5)		-	1	-	9
	Neglect of a Dependent (35-46-1-4)		-	-	3	-
	Possession Methamphetamine (35-48-4-6.1)		-	-	1	3
	Possession of Cocaine or Narcotic Drug (35-48-4-6)		-	-	-	1
	Rape (35-42-4-1)		-	1	-	1
	Robbery (35-42-5-1)		-	2	-	26
	Sexual Misconduct with a Minor (35-42-4-9)		-	1	1	5
B Felony Total			4	16	26	173

Felony Level	Primary Offense	Secondary Offense	Aug-20		This Calendar Year	
			SEX		SEX	
			F	M	F	M
C Felony	Assisting a Criminal (35-44-3-2)		-	-	-	1
	Auto Theft, Receiving Stolen Parts (35-43-4-2.5)		-	-	-	1
	Battery (35-42-2-1)		-	1	-	9
	Burglary (35-43-2-1)		-	4	1	15
	Check Fraud (35-43-5-12)		-	-	1	-
	Child Exploitation (35-42-4-4)		-	-	-	1
	Child Molesting (35-42-4-3)		2	-	2	15
	Contribute to Delinquency (35-46-1-8)		-	-	-	1
	Corrupt Business Influence (35-45-6-2)		-	-	-	1
	Criminal Confinement (35-42-3-3)		-	-	-	2
	Criminal Recklessness (35-42-2-2)		-	-	-	1
	Felon in Possession of a Firearm (35-47-4-5)		-	-	-	1
	Firearm w/in One Mile of School (35-47-2-1)		-	-	-	4
	Forgery (35-43-5-2)		-	2	8	4
	Fraud on Financial Institution (35-43-5-8)		-	-	1	-
	Intimidation (35-45-2-1)		-	-	-	1
	Neglect of a Dependent (35-46-1-4)		-	-	-	1
	Non-Support of Dependent Child (35-46-1-5)		-	-	-	19
	Operating Vehicle w/Lifetime Suspension (9-30-10-17)		-	-	3	10
	Possession Methamphetamine (35-48-4-6.1)		-	-	-	1
	Possession of Cocaine or Narcotic Drug (35-48-4-6)		-	-	-	2
	Reckless Homicide (35-42-1-5)		-	-	-	1
	Robbery (35-42-5-1)		1	-	1	8
Sexual Battery (35-42-4-8)		-	-	-	1	
Sexual Misconduct with a Minor (35-42-4-9)		-	-	-	2	
Welfare Fraud (35-43-5-7)		-	-	5	1	
C Felony Total			3	10	19	103

Felony Level	Primary Offense	Secondary Offense	Aug-20		This Calendar Year	
			SEX		SEX	
			F	M	F	M
D Felony	Auto Theft, Receiving Stolen Parts (35-43-4-2.5)		-	-	-	3
	Battery (35-42-2-1)		-	-	-	2
	Child Exploitation (35-42-4-4)		-	-	-	2
	Criminal Confinement (35-42-3-3)		-	-	-	1
	Criminal Recklessness (35-42-2-2)		-	-	-	1
Cruelty to Animals (35-46-3-12)		-	-	-	2	

Felony Level	Primary Offense	Secondary Offense	Aug-20		This Calendar Year	
			SEX		SEX	
			F	M	F	M
D Felony (Cont'd)	Dealing Marijuana, Hash Oil, or Hashish (35-48-4-10)		-	-	-	1
	Domestic Battery (35-42-2-1.3)		-	-	-	2
	Driving While Suspended/Oper Veh HTV (9-30-10-16)		-	-	-	1
	Failure to Remit Sales Tax (6-2.5-9-3)		-	-	-	2
	Failure to Return to Lawful Detention (35-44-3-5)		-	-	-	2
	Fraud (35-43-5-4)		-	1	-	2
	Intimidation (35-45-2-1)		-	-	-	1
	Maintaining a Common Nuisance (35-48-4-13)		-	-	1	1
	Neglect of a Dependent (35-46-1-4)		-	-	-	2
	Non-Support of a Child (35-46-1-5)		-	-	-	12
	Operating Vehicle Intox-Prior (9-30-5-3)		1	-	1	4
	Operating Vehicle Intoxicated-Contrld Sub (9-30-5-1)		-	-	-	1
	Operating Vehicle Intoxicated-Endanger (9-30-5-2)		-	-	-	2
	Poss. of Marijuana, Hash Oil, or Hashish (35-48-4-11)		-	-	1	1
	Possession - Syringe/Needle (16-42-19-18)		-	-	-	1
	Possession of Cocaine or Narcotic Drug (35-48-4-6)		-	1	1	2
	Possession of Controlled Substance (35-48-4-7)		-	-	1	3
	Possession of Meth(35-48-4-6.1)		-	-	1	5
	Possession of Precursors (35-48-4-14.5)		-	-	1	-
	Residential Entry (35-43-2-1.5)		-	-	-	1
	Resisting Law Enforcement (35-44-3-3)		-	2	-	3
	Sexual Battery (35-42-4-8)		-	-	-	2
	Strangulation (35-42-2-9)		-	-	-	1
	Theft, Receiving Stolen Property (35-43-4-2)		-	4	4	12
	Vicarious Sexual Gratification (35-42-4-5)		-	-	-	1
D Felony Total			1	8	11	75

Felony Level	Primary Offense	Secondary Offense	Aug-20		This Calendar Year	
			SEX		SEX	
			F	M	F	M
Level 1 Felony	Aggravated Battery (35-42-2-1.5)		1	-	2	1
	Aiding, Inducing or Causing an Offense (35-41-2-4)	Murder (35-42-1-1)	-	-	-	1
	Attempted Murder (35-42-1-1(1))		-	-	-	1
	Attempt to Commit a Felony (35-41-5-1)	Murder (35-42-1-1)	-	1	-	18
	Burglary (35-43-2-1)		-	1	-	4
	Child Molesting (35-42-4-3)		2	-	2	35
	Criminal Gang Enhancement (35-50-2-15)		-	-	-	1
	Firearm Enhancement (35-50-2-11)		-	-	1	1
	Neglect of a Dependent/Death (35-46-1-4)		5	-	10	3
	Rape (35-42-4-1)		-	1	-	3
Level 1 Felony Total			8	3	15	68

Felony Level	Primary Offense	Secondary Offense	Aug-20		This Calendar Year	
			SEX		SEX	
			F	M	F	M
Level 2 Felony	Aiding, Inducing or Causing an Offense (35-41-2-4)	Dealing Methamphetamine (35-48-4-1.1)	-	-	-	1
	Attempt to Commit a Felony (35-41-5-1)	Burglary (35-43-2-1)	-	-	-	1
	Burglary (35-43-2-1)		-	3	1	13
	Conspiracy (35-41-5-2)	Burglary (35-43-2-1)	-	-	-	1
		Dealing Methamphetamine (35-48-4-1.1)	-	-	1	1
		Robbery (35-42-5-1)	-	-	-	1
	Criminal Confinement (35-42-3-3)		-	-	-	3
	Dealing Cocaine or Narcotic Drug (35-48-4-1)		-	2	4	45
	Dealing Methamphetamine (35-48-4-1.1)		5	17	23	132
	Dealing Sched I, II, or III Cntrld Sub (35-48-4-2)		-	-	1	1
	Fire Arm Enhancement (35-50-2-11)		-	-	-	1
	Kidnapping (35-42-3-2)		-	-	-	3
	Robbery (35-42-5-1)		-	2	1	8
	Voluntary Manslaughter (35-42-1-3)		1	2	1	8
Level 2 Felony Total			6	26	32	219

Felony Level	Primary Offense	Secondary Offense	Aug-20		This Calendar Year	
			SEX		SEX	
			F	M	F	M
Level 3 Felony	Accident/Failure to Stop-Serious Inj/Death (9-26-1-1.1)		1	1	2	1
	Aggravated Battery (35-42-2-1.5)		1	7	1	42
	Aiding, Inducing or Causing an Offense (35-41-2-4)	Child Molesting (35-42-4-3)	-	-	1	-
		Dealing Methamphetamine (35-48-4-1.1)	1	-	2	-
		Robbery (35-42-5-1)	-	-	-	1
	Arson (35-43-1-1)		-	-	-	1
	Attempt to Commit a Felony (35-41-5-1)	Rape (35-42-4-1)	-	1	-	2
		Robbery (35-42-5-1)	-	-	1	3
	Battery (35-42-2-1)		-	-	1	2
	Burglary (35-43-2-1)		-	1	-	11
	Child Molesting (35-42-4-3)		-	2	-	21
	Conspiracy (35-41-5-2)	Aggravated Battery (35-42-2-1.5)	-	-	1	-
		Dealing Cocaine or Narcotic Drug (35-48-4-1)	-	-	1	-
		Robbery (35-42-5-1)	-	-	-	1
	Criminal Confinement (35-42-3-3)		2	3	4	40
	Dealing Cocaine or Narcotic Drug (35-48-4-1)		-	4	7	39
	Dealing Methamphetamine (35-48-4-1.1)		-	11	18	69
	Dealing Sched I, II, or III Cntrld Sub (35-48-4-2)		-	-	3	7
	Feticide (35-42-1-6)		-	-	-	1

Felony Level	Primary Offense	Secondary Offense	Aug-20		This Calendar Year	
			SEX		SEX	
			F	M	F	M
Level 3 Felony (Cont'd)	Kidnapping (35-42-3-2)		1	3	1	8
	Neglect of a Dependent/Death (35-46-1-4)		2	1	3	9
	Possession of Cocaine or Narcotic Drug (35-48-4-6)		-	2	2	11
	Possession of Meth (35-48-4-6.1)		-	2	7	37
	Promotion of Child Sex. Trafficking (3542-3.5-1.2)		-	-	1	-
	Rape (35-42-4-1)		-	3	-	16
	Resisting Law Enforcement (35-44.1-3-1)		-	-	-	1
	Robbery (35-42-5-1)		1	24	12	176
Level 3 Felony Total			9	65	68	499

Felony Level	Primary Offense	Secondary Offense	Aug-20		This Calendar Year	
			SEX		SEX	
			F	M	F	M
Level 4 Felony	Aiding, Inducing or Causing an Offense (35-41-2-4)	Burglary (35-43-2-1)	-	-	1	1
		Dealing Methamphetamine (35-48-4-1.1)	-	-	1	2
	Arson (35-43-1-1)		1	-	3	17
	Attempt to Commit a Felony (35-41-5-1)	Burglary (35-43-2-1)	-	-	-	3
		Escape (35-44.1-3-4)	-	-	-	1
		Robbery (35-42-5-1)	-	1	-	1
		Sexual Misconduct with a Minor (35-42-4-9)	-	-	-	1
	Battery (35-42-2-1)		-	-	-	1
	Burglary (35-43-2-1)		4	25	30	161
	Child Exploitation (35-42-4-4)		-	2	1	7
	Child Molestation (35-42-4-3)		-	12	2	98
	Child Solicitation (35-42-4-6)		-	1	-	10
	Conspiracy (35-41-5-2)		-	-	1	-
		Arson (35-43-1-1)	-	-	1	-
		Dealing Methamphetamine (35-48-4-1.1)	-	-	-	2
	Criminal Confinement (35-42-3-3)		-	-	-	2
	Dealing Cocaine or Narcotic Drug (35-48-4-1)		1	3	11	48
	Dealing Methamphetamine (35-48-4-1.1)		7	11	54	116
	Dealing Sched 5 Substance (35-48-4-4)		-	-	-	1
	Dealing Sched I, II, or III Cntrl Sub (35-48-4-2)		-	-	3	3
	Dealing Sched IV Controlled Substance (35-48-4-3)		-	-	-	2
	Escape 35-44.1-3-4		-	-	-	2
	Felon in Possession of a Firearm (35-47-4-5)		-	14	-	172
	Incest (35-46-1-3)		-	-	-	3
	Kidnapping(35-42-3-2)		-	-	-	1
	Manufacturing Meth (35-48-4-1.2)		-	-	1	4
	Operating Vehicle Intoxicated/Death (9-30-5-5)		-	4	1	10
	Possession of Cocaine or Narcotic Drug (35-48-4-6)		-	1	2	15
	Possession of Dangerous Device (35-44.1-3-7)		-	1	-	2
	Possession of Meth (35-48-4-6.1)		1	7	21	68
	Sexual Misconduct with a Minor (35-42-4-9)		-	3	1	24
	Stalking (35-45-10-5)		-	-	-	2
	Vicarious Sexual Gratification (35-42-4-5)		-	-	-	2
Level 4 Felony Total			14	85	133	782

Felony Level	Primary Offense	Secondary Offense	Aug-20		This Calendar Year	
			SEX		SEX	
			F	M	F	M
Level 5 Felony	Aiding, Inducing or Causing an Offense (35-41-2-4)	Dealing Cocaine or Narcotic Drug (35-48-4-1)	1	-	1	-
		Dealing in Methamphetamine (35-48-4-1.1)	-	-	1	-
		Fraud on Financial Institution (35-43-5-8)	-	-	-	1
		Robbery (35-42-5-1)	-	-	-	1
	Assisting a Criminal (35-44.1-2-5)		-	-	2	2
	Attempt to Commit a Felony (35-41-5-1)	Att. to Commit a Crime by Committing (35-41-5-1)	-	-	1	-
		Battery (35-42-2-1)	-	-	1	-
		Dealing in Methamphetamine (35-48-4-1.1)	-	-	-	1
		Escape (35-44.1-3-4)	-	-	-	2
		Opeh Veh Intox Resulting Death of an Animal (9-30-5-5)	-	-	-	1
		Robbery (35-42-5-1)	-	-	1	3
		Trafficking with an Inmate (35-44.1-3-5)	-	-	-	1
	Auto Theft, Receiving Stolen Parts (35-43-4-2.5)		-	1	-	8
	Battery (35-42-2-1)		4	20	25	178
	Burglary (35-43-2-1)		2	21	20	190
	Child Exploitation (35-42-4-4)		-	4	-	25
	Child Pornography (35-42-4-4(C))		-	-	-	4
	Child Possession of a Firearm (35-47-10-5)		-	-	-	7
	Child Seduction (35-42-4-7)		-	-	-	4
	Child Solicitation (35-42-4-6)		-	3	-	16
	Conspiracy (35-41-5-2)		-	-	-	1
		Burglary (35-43-2-1)	-	-	-	1
		Fraud on Financial Institution (35-43-5-8)	-	-	-	1
		Providing Gun to Inelig Pers (35-47-2.5-16)	-	-	-	1
		Trafficking with an Inmate (35-44.1-3-5)	-	-	-	1
	Contrib. to the Delinquency of a Minor(35-46-1-8)		-	-	1	-
	Conversion (35-43-4-3)		-	-	1	2
	Corrupt Business Influence (35-45-6-2)		-	1	6	5
	Criminal Confinement (35-42-3-3)		-	3	-	38
	Criminal Recklessness (35-42-2-2)		-	-	1	27
	Dealing Cocaine or Narcotic Drug (35-48-4-1)		-	5	18	59
	Dealing Marijuana, Hash Oil, or Hashish (35-48-4-10)		-	-	-	6
	Dealing Methamphetamine (35-48-4-1.1)		2	14	24	114
Dealing Sched I, II, or III Cntrl Sub (35-48-4-2)		1	-	6	4	
Dealing Sched IV Cntrl Sub (35-48-4-3)		-	-	-	1	

Felony Level	Primary Offense	Secondary Offense	SEX		This Calendar Year	
			SEX		SEX	
			F	M	F	M
Level 5 Felony (Cont'd)	Dealing in Methamphetamine (35-48-4-1.1)		3	6	27	69
	Dealing/Poss. Look-Alike Subs (35-48-4-4.6)		-	1	2	5
	Disarm/Attempt to Disarm an Officer (35-44.1-3-2)		-	-	1	3
	Domestic Battery (35-42-2-1.3)		-	8	14	110
	Escape (35-44.1-3-4)		4	2	11	31
	Fail to Stop Acc Death (9-26-1-1.1)		-	1	3	5
	Failure to Register as a Sex Offender (11-8-8-17)		-	8	1	57
	Firearm w/in One Mile of School (35-47-2-1)		-	20	11	172
	Incest (35-46-1-3)		-	1	-	3
	Interference w/ Medical Services (35-45-21-5)		-	-	1	-
	Intimidation (35-45-2-1)		3	9	9	66
	Involuntary Manslaughter (35-42-1-4)		-	-	-	2
	Kidnapping (35-42-3-2)		-	1	-	6
	Neglect of a Dependent/Death (35-46-1-4)		1	-	16	8
	Non-Support of Dependent Child (35-46-1-5)		-	1	-	7
	Obliterating Handgun I.D. (35-47-2-18)		-	1	-	8
	Obstruction of Justice (35-44.1-2-2)		-	1	-	4
	Oper Veh Aft Life Susp (9-30-10-17)		2	4	8	90
	Operating Veh while Intoxicated (9-30-5-2)		-	-	2	6
	Operating Vehicle Intoxicated/Death (9-30-5-5)		-	-	2	3
	Operating Vehicle Intoxicated/Injury (9-30-5-4)		2	-	4	2
	Possession of Cocaine or Narcotic Drug 35-48-4-6		-	5	10	62
	Possession of Dangerous Device (35-44.1-3-7)		-	-	-	4
	Possession of Syringes or Needles (16-42-19-18)		-	-	-	1
	Pred Job Near Child (35-42-7-10)		-	-	-	1
	Promoting Prostitution (35-45-4-4)		-	-	-	1
	Prov Gun to Inel Per (35-47-2.5-16)		-	-	-	1
	Reckless Driving in a Workzone w/ Workers (9-21-8-56)		-	-	-	1
	Reckless Homicide (35-42-1-5)		-	2	1	10
	Resisting Law Enforcement (35-44.1-3-1)		-	-	-	3
	Robbery (35-42-5-1)		-	7	9	79
	Sexual Misconduct with a Minor (35-42-4-9)		-	2	1	22
	Stalking (35-45-10-5)		-	3	-	20
	Strangulation (35-42-2-9)		-	-	-	3
	Theft, Receiving Stolen Property (35-43-4-2)		-	3	2	25
	Trafficking with an Inmate (35-44.1-3-5)		-	1	4	9
Level 5 Felony Total			25	159	248	1603

Felony Level	Primary Offense	Secondary Offense	Aug-20		This Calendar Year	
			SEX		SEX	
			F	M	F	M
Level 6 Felony	Aiding in Manufacture of Sch II Cont Subst (35-48-4-2)		-	-	1	2
	Arson (35-43-1-1)		-	-	-	1
	Assisting a Criminal (35-44.1-2-5)		-	-	-	1
	Attempt to Commit a Felony (35-41-5-1)	Auto Theft, Receiving Stolen Parts (35-43-4-2.5)	-	-	-	1
		Check Fraud (35-43-5-12)	-	-	-	1
		Committing Mischief (35-43-1-2)	-	-	1	-
		Insurance Fraud (35-43-5-4.5)	-	-	1	-
		Strangulation (35-42-2-9)	-	-	-	1
		Theft, Receiving Stolen Property (35-43-4-2)	-	-	1	-
	Auto Theft, Receiving Stolen Parts (35-43-4-2.5)		-	1	7	22
	Battery 35-42-2-1		-	5	7	47
	Check Deception (35-43-5-5)		-	-	-	1
	Check Fraud (35-43-5-12)		1	1	1	7
	Child Exploitation (35-42-4-4)		-	-	1	2
	Child Seduction (35-42-4-7)		-	-	-	2
	Conspiracy (35-41-5-2)	Auto Theft, Receiving Stolen Parts (35-43-4-2.5)	-	-	-	2
		Theft, Receiving Stolen Property (35-43-4-2)	-	-	-	1
	Controlled Substance Registration (35-48-4-14)		-	-	-	1
	Conversion (35-43-4-3)		-	-	-	1
	Criminal Confinement (35-42-3-3)		-	1	-	17
	Criminal Confinement (35-42-3-3)		-	6	3	68
	Criminal Gang Activity (35-45-9-3)		-	-	-	1
	Criminal Mischief (35-43-1-2)		-	-	-	1
	Criminal Recklessness (35-42-2-2)		-	1	3	16
	Criminal Trespass (35-43-2-2)		-	-	-	2
	Cruelty to Animals (35-46-3-12)		1	-	1	1
	Dealing Marijuana, Hash Oil, or Hashish (35-48-4-10)		-	2	3	10
	Dealing Sched IV Cntrld Sub (35-48-4-3)		-	-	-	1
	Dealing Subs. Represent as Cntrld Subs. (35-48-4-4.5)		-	-	2	2
	Dealing/Poss. Look-Alike Subs (35-48-4-10.5)		-	-	1	-
	Dealing/Poss. Look-Alike Subs (35-48-4-11.5)		-	-	-	4
	Dissemination of Matter Harmful to Minor (35-49-3-3)		-	-	-	4
	Escape 35-44.1-3-4		3	5	32	116
	Fail to Reg Sex Off (11-8-8-17)		-	-	1	7
	Failure to Appear (35-44.1-2-9)		-	-	3	8
	False Reporting(35-44.1-2-3)		-	-	-	2
	Forgery, Counterfeiting, Application Fraud (35-43-5-2)		3	2	7	19
	Habitual Offender (35-50-2-8)		-	-	-	1
	Identity Deception (35-43-5-3.5)		2	-	5	5
	Impersonation of a Public Servant (35-44-2-3)		-	-	-	1
	Insurance Fraud (35-43-5-4.5)		-	-	5	7
	Intent to make a false statement (35-47-2.5-12)		-	-	-	1
	Intimidation (35-45-2-1)		-	5	4	30
	Invasion of Privacy (35-46-1-15.1)		-	5	2	28
	Leaving the Scene of an Accident(9-26-1-1.1)		-	-	1	2
	Maintain Common Nuisance (35-45-2-1(c))		-	4	10	24
	Maintaining Common Nuisance (35-48-4-13)		-	-	1	4

Level 6 Felony (Cont'd)					
Moving Body from Scene of Death (36-2-14-17)		-	-	-	1
Neglect of a Dependent/Death (35-46-1-4)		2	3	13	17
Non-Support of Dependent Child (35-46-1-5)		-	-	-	10
Obstruction of Justice (35-44.1-2-2)		-	1	2	11
Oper Vehicle-Intox-Prev Conv (9-30-5-3)		-	2	2	17
Operating Vehicle Intoxicated-Contrlld Sub (9-30-5-1)		-	-	1	8
	Habitual Offender Controlled Substance (35-50-2-10)	-	-	-	1
Operating Vehicle Intoxicated-Endanger (9-30-5-2)		-	2	5	18
	Habitual Offender Controlled Substance (35-50-2-10)	-	1	-	2
Operating Vehicle Intoxicated/Injury (9-30-5-4)		1	-	1	2
Operating Vehicle-Habitual Violation (9-30-10-16)		-	1	1	20
Pointing a Firearm (35-47-4-3)		-	-	-	11
Poss Precursors (35-48-4-14.5)		-	-	-	1
Possession Sched IV Contrlld Sub w/in 1,000 ft (35-48-4-7)		-	1	1	10
Possession of Child Pornography (35-42-4-4(C))		-	-	-	5
Possession of Cocaine or Narcotic Drug (35-48-4-6)		1	8	24	71
Possession of Marijuana (35-48-4-11)		-	-	1	2
Possession of Meth (35-48-4-6.1)		-	-	1	-
Possession of Meth(35-48-4-6.1)		8	15	67	206
Possession of Syringes or Needles (16-42-19-18)		7	4	39	89
Possession or Use of Legend Drug (16-42-19-13)		-	-	9	7
Residential Entry (35-43-2-1.5)		1	-	4	24
Resisting Law Enforce (35-44.1-3-1)		1	4	10	116
Sexual Battery (35-42-4-8)		-	-	-	13
Sexual Misconduct with a Minor (35-42-4-9)		-	-	-	1
Stalking (35-45-10-5)		-	-	-	2
Strangulation (35-42-2-9)		-	4	-	38
Theft, Receiving Stolen Property (35-43-4-2)		4	15	47	185
Unlawful Use of Body Armor (35-47-5-13)		-	-	-	1
Voyeurism (35-45-4-5)		-	-	-	3
Welfare Fraud (35-43-5-7)		-	-	1	-
Level 6 Felony Total		35	99	336	1372

Felony Level	Primary Offense	Secondary Offense	Aug-20		This Calendar Year	
			SEX		SEX	
			F	M	F	M
Murder	Murder (35-42-1-1)		1	2	5	48
Murder Total			1	2	5	48

Felony Level	Primary Offense	Secondary Offense	Aug-20		This Calendar Year	
			SEX		SEX	
			F	M	F	M
Habitual Offender	HO01		-	-	-	1
	Habitual Offender (35-50-2-8)		1	2	4	32
	Habitual Offender Controlled Substance (35-50-2-10)		-	1	1	3
	Repeat Sexual Offender Enhancement 35-50-2-14		-	-	-	1
Habitual Offender Total			1	3	5	37

Grand Total	Aug-20		This Calendar Year	
	SEX		SEX	
	F	M	F	M
	108	478	905	5013

Note: Offense data may not be available for all offenders at the time this table was prepared.
Only new commitments and probation violations are reported on this table.
Parole and Community Transition Program violators are excluded on this table.
Source: SAS - all.citations_mso.pgm

Indiana Department of Correction
Table 12
Number of New Admissions by Most Serious Offense
Committed to the Indiana Department of Correction

August 2020

Felony Level	Primary Offense	Secondary Offense	Aug-20		This Calendar Year	
			SEX		SEX	
			F	M	F	M
Level A Felony	Arson (35-43-1-1)		-	-	-	1
	Burglary (35-43-2-1)		-	-	-	2
	Child Molesting (35-42-4-3)		-	1	-	6
	Dealing Cocaine or Narcotic Drug (35-48-4-1)		1	1	5	12
	Dealing Methamphetamine (35-48-4-1.1)		-	-	2	2
	Dealing Sched I, II, or III Cntrld Sub (35-48-4-2)		-	-	-	1
	Rape (35-42-4-1)		-	-	-	1
	Robbery (35-42-5-1)		-	-	-	4
Level A Felony			1	2	7	29

Felony Level	Primary Offense	Secondary Offense	Aug-20		This Calendar Year	
			SEX		SEX	
			F	M	F	M
Level B Felony	Aggravated Battery (35-42-2-1.5)		-	2	-	6
	Arson (35-43-1-1)		-	-	-	1
	Battery (35-42-2-1)		-	1	-	2
	Burglary (35-43-2-1)		1	3	2	38
	Carjacking (35-42-5-2)		-	-	-	1
	Child Molesting (35-42-4-3)		-	-	-	2
	Criminal Confinement (35-42-3-3)		-	-	-	1
	Dealing Cocaine or Narcotic Drug (35-48-4-1)		-	3	4	25
	Dealing Methamphetamine (35-48-4-1.1)		2	2	7	21
	Dealing Sched I, II, or III Cntrld Sub (35-48-4-2)		1	-	4	5
	Felon in Possession of a Firearm (35-47-4-5)		-	1	-	8
	Neglect of a Dependent (35-46-1-4)		-	-	3	-
	Possession Methamphetamine (35-48-4-6.1)		-	-	-	3
	Possession of Cocaine or Narcotic Drug (35-48-4-6)		-	-	-	1
	Rape (35-42-4-1)		-	1	-	1
	Robbery (35-42-5-1)		-	1	-	18
	Sexual Misconduct with a Minor (35-42-4-9)		-	1	1	4
Level B Felony Total			4	15	21	137

Felony Level	Primary Offense	Secondary Offense	Aug-20		This Calendar Year	
			SEX		SEX	
			F	M	F	M
Level C Felony	Assisting a Criminal (35-44-3-2)		-	-	-	1
	Auto Theft, Receiving Stolen Parts (35-43-4-2.5)		-	-	-	1
	Battery (35-42-2-1)		-	1	-	5
	Burglary (35-43-2-1)		-	1	1	9
	Check Fraud (35-43-5-12)		-	-	1	-
	Child Molesting (35-42-4-3)		1	-	1	4
	Contribute to Delinquency (35-46-1-8)		-	-	-	1
	Corrupt Business Influence (35-45-6-2)		-	-	-	1
	Felon in Possession of a Firearm (35-47-4-5)		-	-	-	1
	Firearm w/in One Mile of School (35-47-2-1)		-	-	-	2
	Forgery (35-43-5-2)		-	1	4	3
	Fraud on Financial Institution (35-43-5-8)		-	-	1	-
	Intimidation (35-45-2-1)		-	-	-	1
	Non-Support of Dependent Child (35-46-1-5)		-	-	-	12
	Operating Vehicle w/Lifetime Suspension (9-30-10-17)		-	-	-	5
	Possession Methamphetamine (35-48-4-6.1)		-	-	-	1
	Possession of Cocaine or Narcotic Drug (35-48-4-6)		-	-	-	2
	Reckless Homicide (35-42-1-5)		-	-	-	1
	Robbery (35-42-5-1)		1	-	1	6
	Sexual Misconduct with a Minor (35-42-4-9)		-	-	-	1
Welfare Fraud (35-43-5-7)		-	-	1	-	
Level C Felony Total			2	3	10	57

Felony Level	Primary Offense	Secondary Offense	Aug-20		This Calendar Year	
			SEX		SEX	
			F	M	F	M
Level D Felony	Auto Theft, Receiving Stolen Parts (35-43-4-2.5)		-	-	-	2
	Criminal Confinement (35-42-3-3)		-	-	-	1
	Criminal Recklessness (35-42-2-2)		-	-	-	1
	Dealing Marijuana, Hash Oil, or Hashish (35-48-4-10)		-	-	-	1
	Domestic Battery (35-42-2-1.3)		-	-	-	1
	Driving While Suspended/Oper Veh HTV (9-30-10-16)		-	-	-	1
	Failure to Return to Lawful Detention (35-44-3-5)		-	-	-	1
	Neglect of a Dependent (35-46-1-4)		-	-	-	1
	Non-Support of a Child (35-46-1-5)		-	-	-	7
	Operating Vehicle Intox-Prior (9-30-5-3)		1	-	1	3
	Operating Vehicle Intoxicated-Contrlld Sub (9-30-5-1)		-	-	-	1
	Operating Vehicle Intoxicated-Endanger (9-30-5-2)		-	-	-	2
	Possession - Syringe/Needle (16-42-19-18)		-	-	-	1
	Possession of Cocaine or Narcotic Drug (35-48-4-6)		-	-	1	1
	Possession of Controlled Substance (35-48-4-7)		-	-	1	-

Felony Level	Primary Offense	Secondary Offense	Aug-20		This Calendar Year	
			SEX		SEX	
			F	M	F	M
Level D Felony (cont'd)	Possession of Meth(35-48-4-6.1)		-	-	-	1
	Residential Entry (35-43-2-1.5)		-	-	-	1
	Sexual Battery (35-42-4-8)		-	-	-	1
	Theft, Receiving Stolen Property (35-43-4-2)		-	2	3	3
Level D Felony Total			1	2	6	30

Felony Level	Primary Offense	Secondary Offense	Aug-20		This Calendar Year	
			SEX		SEX	
			F	M	F	M
Level 1 Felony	Aggravated Battery (35-42-2-1.5)		1	-	2	1
	Attempted Murder (35-42-1-1(1))		-	-	-	1
	Attempt to Commit a Felony (35-41-5-1)	Murder (35-42-1-1)	-	1	-	8
	Burglary (35-43-2-1)		-	1	-	4
	Child Molesting (35-42-4-3)		1	-	1	24
	Criminal Gang Enhancement (35-50-2-15)		-	-	-	1
	Firearm Enhancement (35-50-2-11)		-	-	-	1
	Neglect of a Dependent/Death (35-46-1-4)		3	-	8	3
	Rape (35-42-4-1)		-	1	-	3
Level 1 Felony Total		5	3	11	46	

Felony Level	Primary Offense	Secondary Offense	Aug-20		This Calendar Year	
			SEX		SEX	
			F	M	F	M
Level 2 Felony	Aiding, Inducing or Causing an Offense (35-41-2-4)	Dealing Methamphetamine (35-48-4-1.1)	-	-	-	1
	Burglary (35-43-2-1)		-	3	1	12
	Conspiracy (35-41-5-2)	Burglary (35-43-2-1)	-	-	-	1
		Dealing Methamphetamine (35-48-4-1.1)	-	-	1	1

(21)

Felony Level	Primary Offense	Secondary Offense	Aug-20		This Calendar Year	
			SEX		SEX	
			F	M	F	M
Level 2 Felony (cont'd)		Robbery (35-42-5-1)	-	-	-	1
	Criminal Confinement (35-42-3-3)		-	-	-	3
	Dealing Cocaine or Narcotic Drug (35-48-4-1)		-	1	4	37
	Dealing Methamphetamine (35-48-4-1.1)		5	13	22	120
	Dealing Sched I, II, or III Contrlr Sub (35-48-4-2)		-	-	1	1
	Kidnapping (35-42-3-2)		-	-	-	1
	Robbery (35-42-5-1)		-	1	1	3
Voluntary Manslaughter (35-42-1-3)		1	2	1	6	
Level 2 Felony Total		6	20	31	187	

Felony Level	Primary Offense	Secondary Offense	Aug-20		This Calendar Year	
			SEX		SEX	
			F	M	F	M
Level 3 Felony	Accident/Failure to Stop-Serious Inj/Death (9-26-1-1.1)		1	1	2	1
	Aggravated Battery (35-42-2-1.5)		1	5	1	32
	Aiding, Inducing or Causing an Offense (35-41-2-4)	Child Molesting (35-42-4-3)	-	-	1	-
		Dealing Methamphetamine (35-48-4-1.1)	1	-	2	-
		Robbery (35-42-5-1)	-	-	-	1
	Arson (35-43-1-1)		-	-	-	1
	Attempt to Commit a Felony (35-41-5-1)	Rape (35-42-4-1)	-	1	-	2
		Robbery (35-42-5-1)	-	-	1	2
	Battery (35-42-2-1)		-	-	1	2
	Burglary (35-43-2-1)		-	1	-	10
	Child Molesting (35-42-4-3)		-	2	-	19
	Conspiracy (35-41-5-2)	Aggravated Battery (35-42-2-1.5)	-	-	1	-
		Dealing Cocaine or Narcotic Drug (35-48-4-1)	-	-	1	-
	Criminal Confinement (35-42-3-3)		2	1	4	17
	Dealing Cocaine or Narcotic Drug (35-48-4-1)		-	3	7	33
	Dealing Methamphetamine (35-48-4-1.1)		-	11	17	64
	Dealing Sched I, II, or III Contrlr Sub (35-48-4-2)		-	-	3	7
	Kidnapping (35-42-3-2)		1	2	1	3
	Neglect of a Dependent/Death (35-46-1-4)		2	1	3	6
	Possession of Cocaine or Narcotic Drug (35-48-4-6)		-	1	2	9
	Possession of Meth (35-48-4-6.1)		-	2	7	33
	Promotion of Child Sex. Trafficking (3542-3.5-1.2)		-	-	1	-
	Rape (35-42-4-1)		-	2	-	13
	Resisting Law Enforcement (35-44.1-3-1)		-	-	-	1
	Robbery (35-42-5-1)		1	16	11	135
	Level 3 Felony Total		9	49	66	391

(22)

Felon Level	Primary Offense	Secondary Offense	Aug-20		This Calendar Year	
			SEX		SEX	
			F	M	F	M
Level 4 Felony	Aiding, Inducing or Causing an Offense (35-41-2-4)	Burglary (35-43-2-1)	-	-	1	1
		Dealing Methamphetamine (35-48-4-1.1)	-	-	1	1
		Arson (35-43-1-1)	1	-	3	13
	Attempt to Commit a Felony (35-41-5-1)	Burglary (35-43-2-1)	-	-	-	2
		Escape (35-44.1-3-4)	-	-	-	1
	Burglary (35-43-2-1)	Robbery (35-42-5-1)	-	1	-	1
		Sexual Misconduct with a Minor (35-42-4-9)	-	-	-	1
		Burglary (35-43-2-1)	4	15	27	122
		Child Exploitation (35-42-4-4)	-	1	-	3
		Child Molesting (35-42-4-3)	-	9	1	67
		Child Solicitation (35-42-4-6)	-	1	-	9
		Conspiracy (35-41-5-2)	-	-	1	-
		Arson (35-43-1-1)	-	-	-	1
		Dealing Methamphetamine (35-48-4-1.1)	-	-	-	2
		Criminal Confinement (35-42-3-3)	-	-	-	2
	Level 4 Felony Total	Dealing Cocaine or Narcotic Drug (35-48-4-1)	1	3	6	31
		Dealing Methamphetamine (35-48-4-1.1)	4	8	43	95
		Dealing Sched 5 Substance (35-48-4-4)	-	-	-	1
		Dealing Sched I, II, or III Contrid Sub (35-48-4-2)	-	-	2	3
		Dealing Sched IV Controlled Substance (35-48-4-3)	-	-	-	2
		Escape 35-44.1-3-4	-	-	-	2
		Felon in Possession of a Firearm (35-47-4-5)	-	11	-	121
		Incest (35-46-1-3)	-	-	-	1
		Kidnapping(35-42-3-2)	-	-	-	1
		Manufacturing Meth (35-48-4-1.2)	-	-	1	4
		Operating Vehicle Intoxicated/Death (9-30-5-5)	-	3	1	8
		Possession of Cocaine or Narcotic Drug (35-48-4-6)	-	1	1	10
		Possession of Dangerous Device (35-44.1-3-7)	-	1	-	1
		Possession of Meth (35-48-4-6.1)	1	7	21	61
		Sexual Misconduct with a Minor (35-42-4-9)	-	2	1	22
		Stalking (35-45-10-5)	-	-	-	2
		Level 4 Felony Total		11	63	110

Felon Level	Primary Offense	Secondary Offense	Aug-20		This Calendar Year	
			SEX		SEX	
			F	M	F	M
Level 5 Felony	Aiding, Inducing or Causing an Offense (35-41-2-4)	Dealing Cocaine or Narcotic Drug (35-48-4-1)	1	-	1	-
		Dealing in Methampetamine (35-48-4-1.1)	-	-	1	-
		Fraud on Financial Institution (35-43-5-8)	-	-	-	1
		Robbery (35-42-5-1)	-	-	-	1
		Assisting a Criminal (35-44.1-2-5)	-	-	1	1
	Attempt to Commit a Felony (35-41-5-1)	Att. to Commit a Crime by Committing (35-41-5-1)	-	-	1	-
		Battery (35-42-2-1)	-	-	1	-
		Dealing in Methampetamine (35-48-4-1.1)	-	-	-	1
		Escape (35-44.1-3-4)	-	-	-	2
		Robbery (35-42-5-1)	-	-	1	2
		Trafficking with an Inmate (35-44.1-3-5)	-	-	-	1
		Auto Theft, Receiving Stolen Parts (35-43-4-2.5)	-	1	-	7
		Battery (35-42-2-1)	1	18	19	133
		Burglary (35-43-2-1)	2	15	19	140
		Child Exploitation (35-42-4-4)	-	3	-	15
	Child Pornography (35-42-4-4(C))	-	-	-	1	
	Child Possession of a Firearm (35-47-10-5)	-	-	-	6	
	Child Seduction (35-42-4-7)	-	-	-	1	
	Child Solicitation (35-42-4-6)	-	3	-	14	
	Conspiracy (35-41-5-2)	-	-	-	1	
	Contrib. to the Delinquency of a Minor(35-46-1-8)	Fraud on Financial Institution (35-43-5-8)	-	-	-	1
		Providing Gun to Inelgible Pers (35-47-2.5-16)	-	-	-	1
		Trafficking with an Inmate (35-44.1-3-5)	-	-	-	1
		Conversion (35-43-4-3)	-	-	1	-
		Conversion (35-43-4-3)	-	-	-	2
		Corrupt Business Influence (35-45-6-2)	-	-	5	2
		Criminal Confinement (35-42-3-3)	-	2	-	32
		Criminal Recklessness (35-42-2-2)	-	-	1	19

Felony Level	Primary Offense	Secondary Offense	Aug-20		This Calendar Year	
			SEX		SEX	
			F	M	F	M
Level 5 Felony (Cont'd)	Dealing Cocaine or Narcotic Drug (35-48-4-1)		-	5	10	44
	Dealing Marijuana, Hash Oil, or Hashish (35-48-4-10)		-	-	-	4
	Dealing Methamphetamine (35-48-4-1.1)		2	12	20	90
	Dealing Sched I, II, or III Cntrld Sub (35-48-4-2)		1	-	4	4
	Dealing in Methamphetamine (35-48-4-1.1)		3	6	22	59
	Dealing/Poss. Look-Alike Subs (35-48-4-4.6)		-	1	2	4
	Disarm/Attempt to Disarm an Officer (35-44.1-3-2)		-	-	1	3
	Domestic Battery (35-42-2-1.3)		-	7	13	104
	Escape (35-44.1-3-4)		2	2	6	22
	Fail to Stop Acc Death (9-26-1-1.1)		-	-	2	2
	Failure to Register as a Sex Offender (11-8-8-17)		-	8	1	50
	Firearm w/in One Mile of School (35-47-2-1)		-	16	11	135
	Fraud on Financial Institution (35-43-5-8)		-	-	4	13
	Incest (35-46-1-3)		-	1	-	2
	Interference w/ Medical Services (35-45-21-5)		-	-	1	-
	Intimidation (35-45-2-1)		2	4	8	36
	Involuntary Manslaughter (35-42-1-4)		-	-	-	2
	Kidnapping (35-42-3-2)		-	1	-	4
	Neglect of a Dependent/Death (35-46-1-4)		1	-	10	3
	Non-Support of Dependent Child (35-46-1-5)		-	1	-	6
	Obliterating Handgun L.D. (35-47-2-18)		-	1	-	8
	Obstruction of Justice (35-44.1-2-2)		-	-	-	3
	Oper Veh Aft Life Susp (9-30-10-17)		2	4	8	72
	Operating Veh while Intoxicated (9-30-5-2)		-	-	2	5
	Operating Vehicle Intoxicated/Death (9-30-5-5)		-	-	2	2
	Operating Vehicle Intoxicated/Injury (9-30-5-4)		1	-	3	2
	Possession of Cocaine or Narcotic Drug 35-48-4-6		-	2	7	43
	Possession of Dangerous Device (35-44.1-3-7)		-	-	-	3
	Pred Job Near Child (35-42-7-10)		-	-	-	1
	Promoting Prostitution (35-45-4-4)		-	-	-	1
	Reckless Driving in a Workzone w/ Workers (9-21-8-56)		-	-	-	1
	Reckless Homicide (35-42-1-5)		-	-	1	4
	Resisting Law Enforcement (35-44.1-3-1)		-	-	-	2
	Robbery (35-42-5-1)		-	6	9	60
	Sexual Misconduct with a Minor (35-42-4-9)		-	2	1	16
	Stalking (35-45-10-5)		-	1	-	15
	Strangulation (35-42-2-9)		-	-	-	1
	Theft, Receiving Stolen Property (35-43-4-2)		-	3	2	21
	Trafficking with an Inmate (35-44.1-3-5)		-	-	3	8
Level 5 Felony Total			18	125	204	1239

Felony Level	Primary Offense	Secondary Offense	Aug-20		This Calendar Year	
			SEX		SEX	
			F	M	F	M
Level 6 Felony	Aiding in Manufacture of Sch II Cont Subst (35-48-4-2)		-	-	-	1
	Assisting a Criminal (35-44.1-2-5)		-	-	-	1
	Attempt to Commit a Felony (35-41-5-1)	Committing Mischief (35-43-1-2)	-	-	1	-
		Theft, Receiving Stolen Property (35-43-4-2)	-	-	1	-
	Auto Theft, Receiving Stolen Parts (35-43-4-2.5)		-	-	3	3
	Battery 35-42-2-1		-	-	1	15
	Check Fraud (35-43-5-12)		-	-	-	2
	Controlled Substance Registration (35-48-4-14)		-	-	-	1
	Criminal Confinement (35-42-3-3)		-	-	-	3
	Criminal Confinement (35-42-3-3)		-	2	-	18
	Criminal Recklessness (35-42-2-2)		-	-	1	4
	Criminal Trespass (35-43-2-2)		-	-	-	1
	Dealing Marijuana, Hash Oil, or Hashish (35-48-4-10)		-	-	-	1
	Dealing Subs. Represent as Cntrld Subs. (35-48-4-4.5)		-	-	-	1
	Dealing/Poss. Look-Alike Subs (35-48-4-11.5)		-	-	-	2
	Escape 35-44.1-3-4		2	1	13	32
	Fail to Reg Sex Off (11-8-8-17)		-	-	-	3
	Failure to Appear (35-44.1-2-9)		-	-	1	-
	False Reporting(35-44.1-2-3)		-	-	-	1
	Forgery, Counterfeiting, Application Fraud (35-43-5-2)		-	1	2	3
	Identity Deception (35-43-5-3.5)		1	-	1	4
	Insurance Fraud (35-43-5-4.5)		-	-	4	2
	Intimidation (35-45-2-1)		-	3	1	9
	Invasion of Privacy (35-46-1-15.1)		-	1	-	7
	Leaving the Scene of an Accident(9-26-1-1.1)		-	-	-	1
	Maintain Common Nuisance (35-45-2-1(c))		-	1	2	3
	Maintaining Common Nuisance (35-48-4-13)		-	-	-	1
	Neglect of a Dependent/Death (35-46-1-4)		-	2	1	5
	Non-Support of Dependent Child (35-46-1-5)		-	-	-	2
	Obstruction of Justice (35-44.1-2-2)		-	-	1	1
	Oper Vehicle-Intox-Prev Conv (9-30-5-3)		-	1	2	8
	Operating Vehicle Intoxicated-Contrlld Sub (9-30-5-1)		-	-	1	4
		Habitual Offender Controlled Substance (35-50-2-10)	-	-	-	1
	Operating Vehicle Intoxicated-Endanger (9-30-5-2)		-	-	2	9
		Habitual Offender Controlled Substance (35-50-2-10)	-	1	-	2
	Operating Vehicle-Habitual Violation (9-30-10-16)		-	1	-	6
	Possession of Cocaine or Narcotic Drug (35-48-4-6)		1	2	10	20
	Possession of Meth (35-48-4-6.1)		-	-	1	-
	Possession of Meth(35-48-4-6.1)		3	7	28	88
	Possession of Syringes or Needles (16-42-19-18)		2	2	6	13
	Possession or Use of Legend Drug (16-42-19-13)		-	-	-	2
	Residential Entry (35-43-2-1.5)		-	-	2	10
	Resisting Law Enforce (35-44.1-3-1)		1	1	2	22
	Sexual Battery (35-42-4-8)		-	-	-	3

Felony Level	Primary Offense	Secondary Offense	Aug-20		This Calendar Year	
			SEX		SEX	
			F	M	F	M
Level 6 Felony (Cont'd)	Stalking (35-45-10-5)		-	-	-	1
	Strangulation (35-42-2-9)		-	-	-	7
	Synthetic ID Deception (35-43-5-3.8)		-	-	2	-
	Theft, Receiving Stolen Property (35-43-4-2)		1	5	17	57
	Unlawful Use of Body Armor (35-47-5-13)		-	-	-	1
	Welfare Fraud (35-43-5-7)		-	-	1	-
Level 6 Felony Total			11	31	107	381

Felony Level	Primary Offense	Secondary Offense	Aug-20		This Calendar Year	
			SEX		SEX	
			F	M	F	M
HO	Habitual Offender (35-50-2-8)		-	-	-	1
HO Total			0	0	0	1

Felony Level	Primary Offense	Secondary Offense	Aug-20		This Calendar Year	
			SEX		SEX	
			F	M	F	M
Murder	Murder (35-42-1-1)		1	2	5	45
Murder Total			1	2	5	45

			Aug-20		This Calendar Year	
			SEX		SEX	
			F	M	F	M
Grand Total			69	315	578	3132

Note: Offense data may not be available for all offenders at the time this table was prepared.
Only new commitments and probation violations are reported on this table.
Parole and Community Transition Program violators are excluded on this table.
Source: SAS - all.citations_mso.pgm

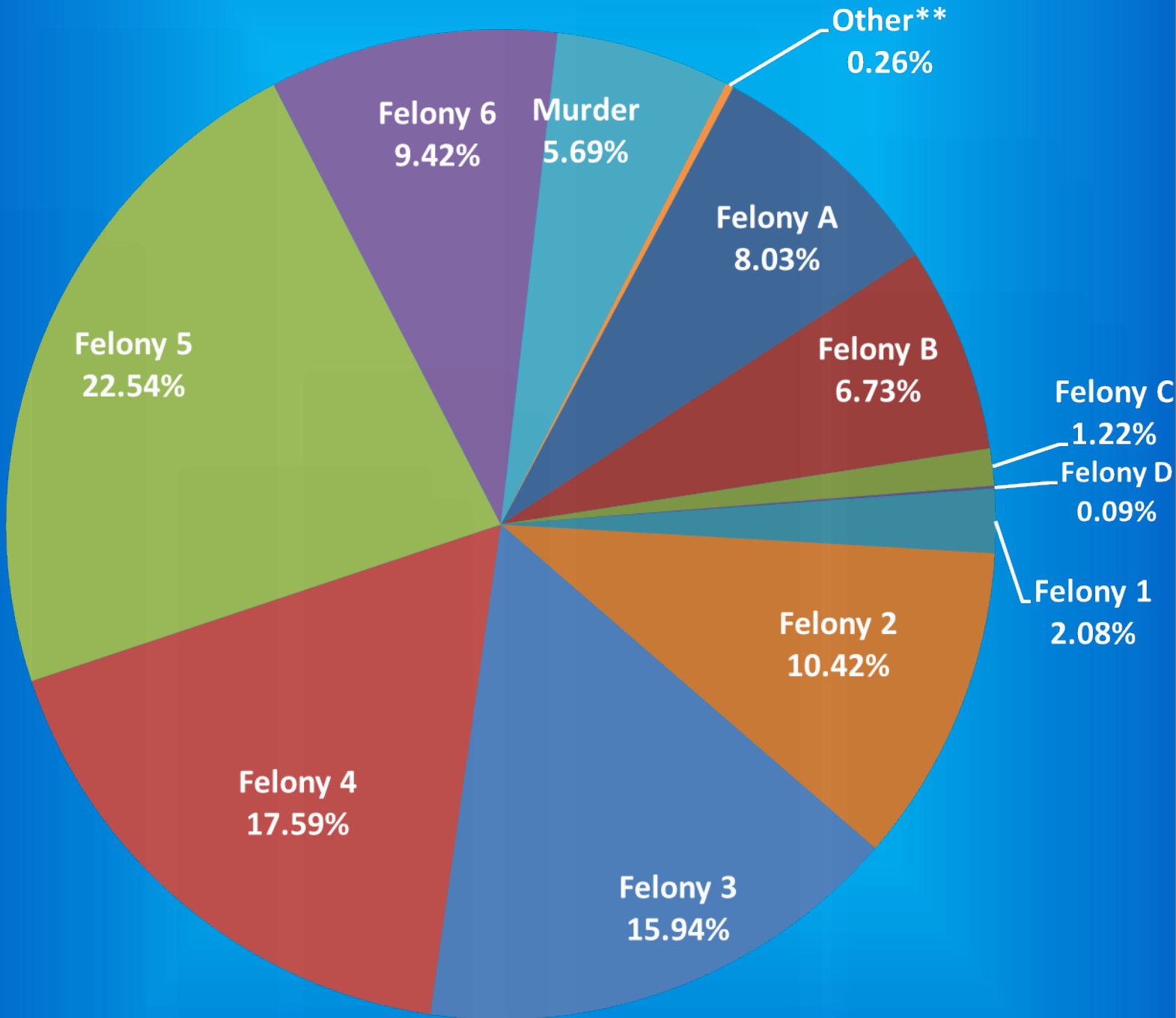
Indiana Department of Correction

Graph A

Female Population by Most Serious Offense Felony Level*

September 01, 2020

N = 2,364



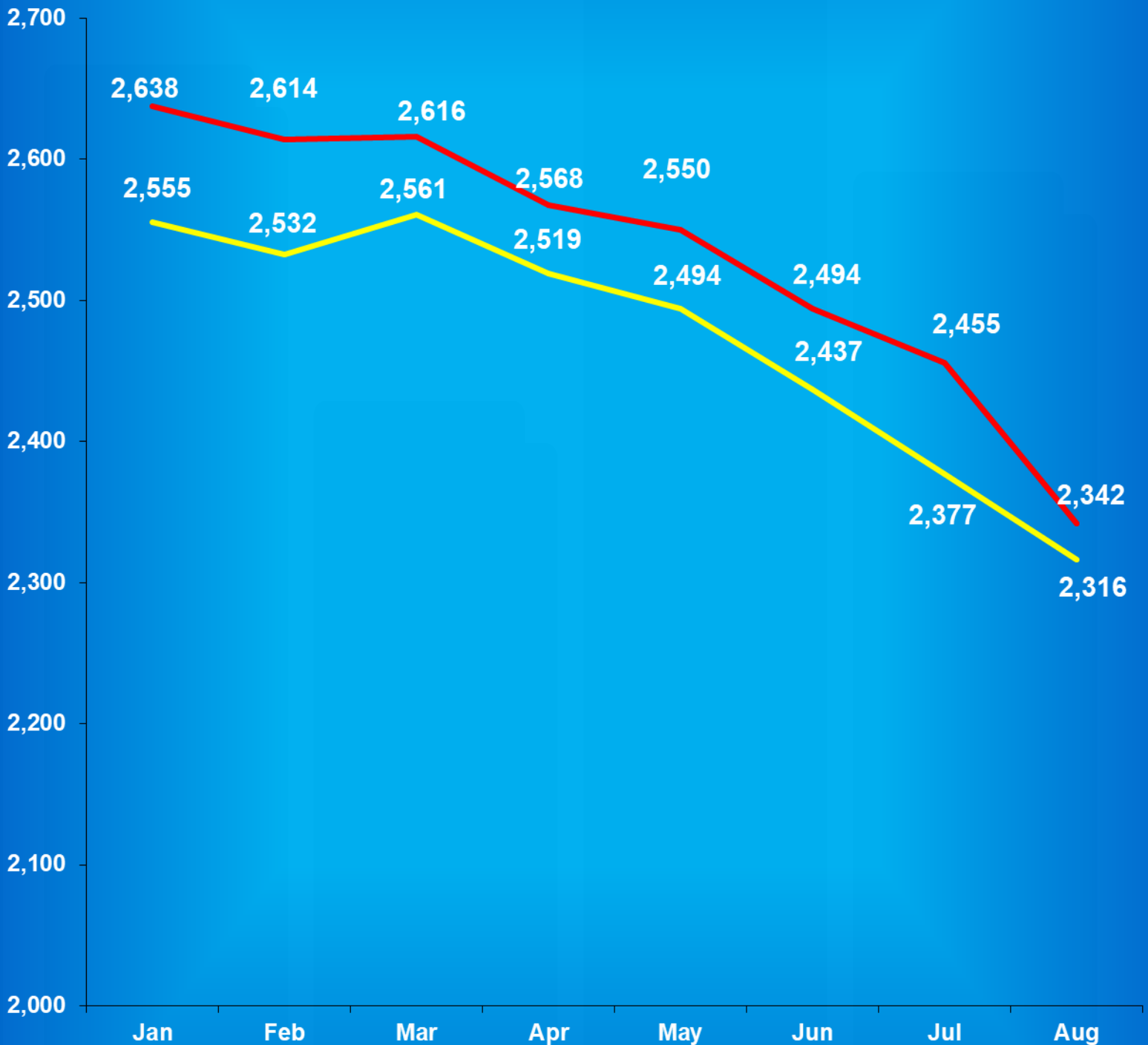
• Includes Offenders Held in County Jails and Contracted Beds

** Other includes Safekeepers, Predispositions, Habitual Offenders, Misdemeanants, and Unknowns

Indiana Department of Correction

Graph B

Average Daily Adult Female Offender Populations Calendar Year 2020



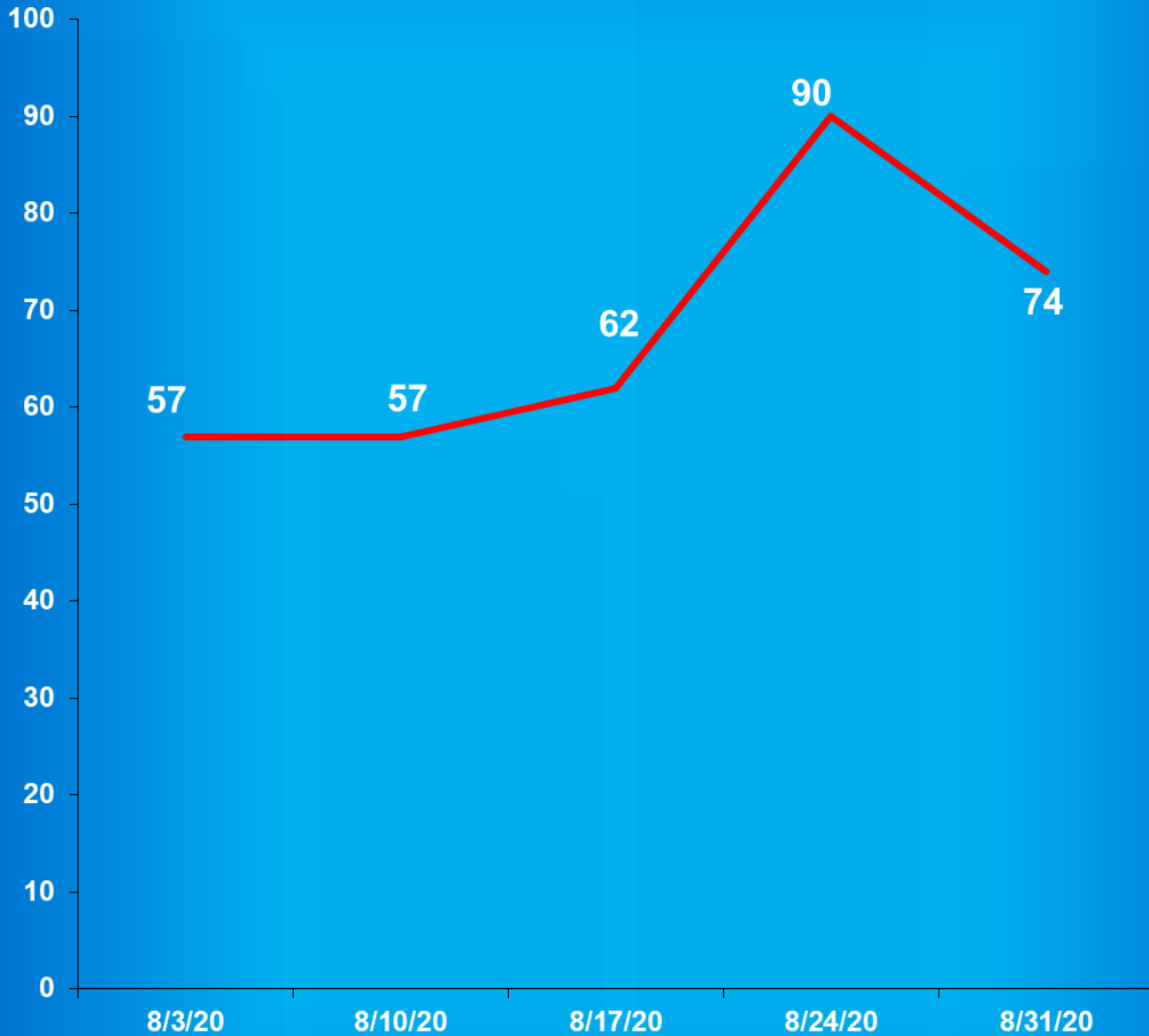
— Includes County Jail/Contract Beds — Excludes County Jail/Contract Beds

Indiana Department of Correction

Graph C

Adult Females Held in County Jails

July 2020



- Offenders held in county jails are newly sentenced offenders with completed court documents who are awaiting transfer to a DOC facility.

- Jail counts are a dynamic number that are affected by a variety of factors, including; sentencing trends, available DOC beds, and intake process completion.

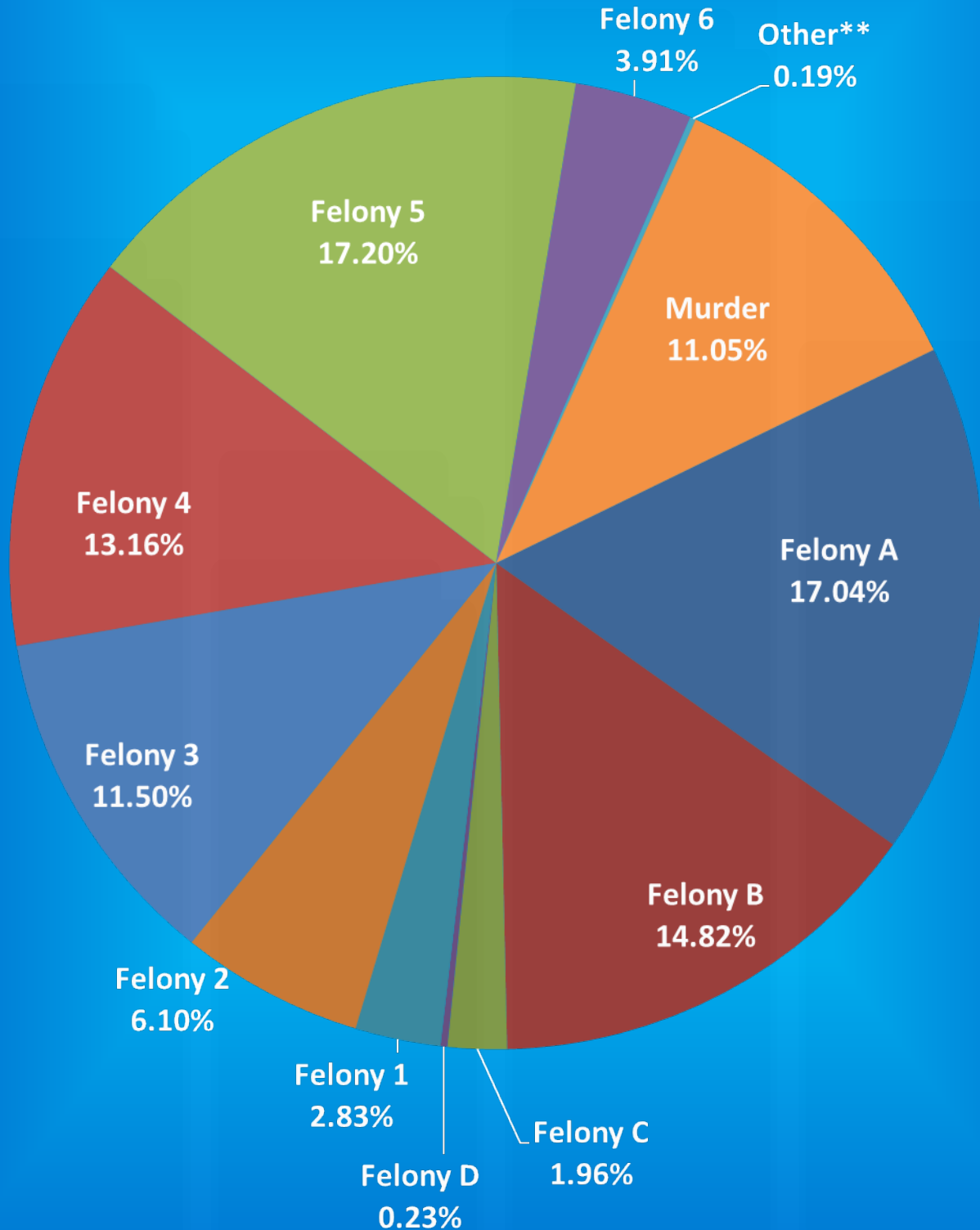
Indiana Department of Correction

Graph D

Male Population by Most Serious Offense Felony Level*

August 01, 2020

N = 22,867



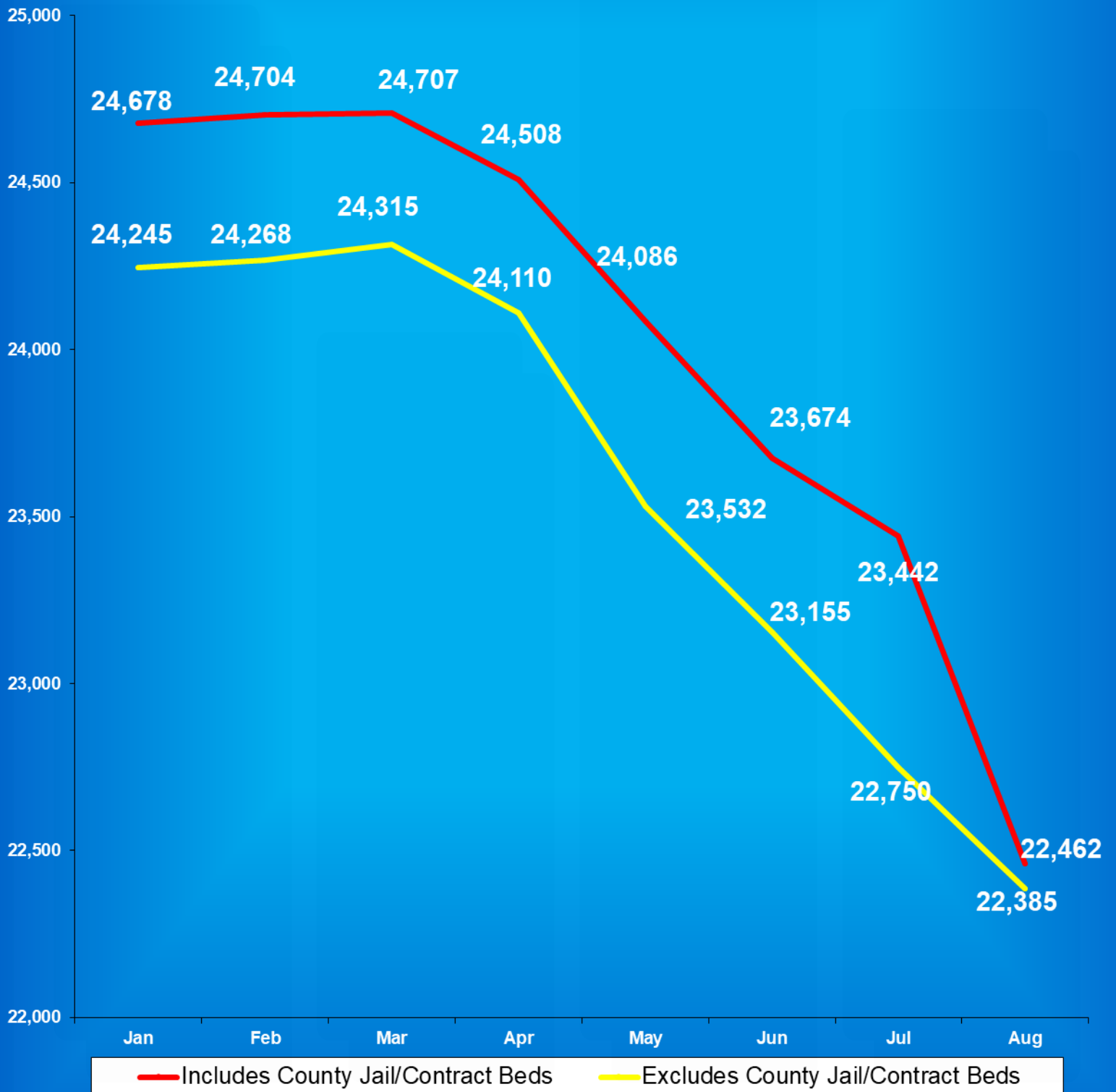
• Includes Offenders Held in County Jails and Contracted Beds

** Other includes Safekeepers, Predispositions, Habitual Offenders, Misdemeanants, and Unknowns

Indiana Department of Correction

Graph E

Average Daily Adult Male Offender Populations Calendar Year 2020

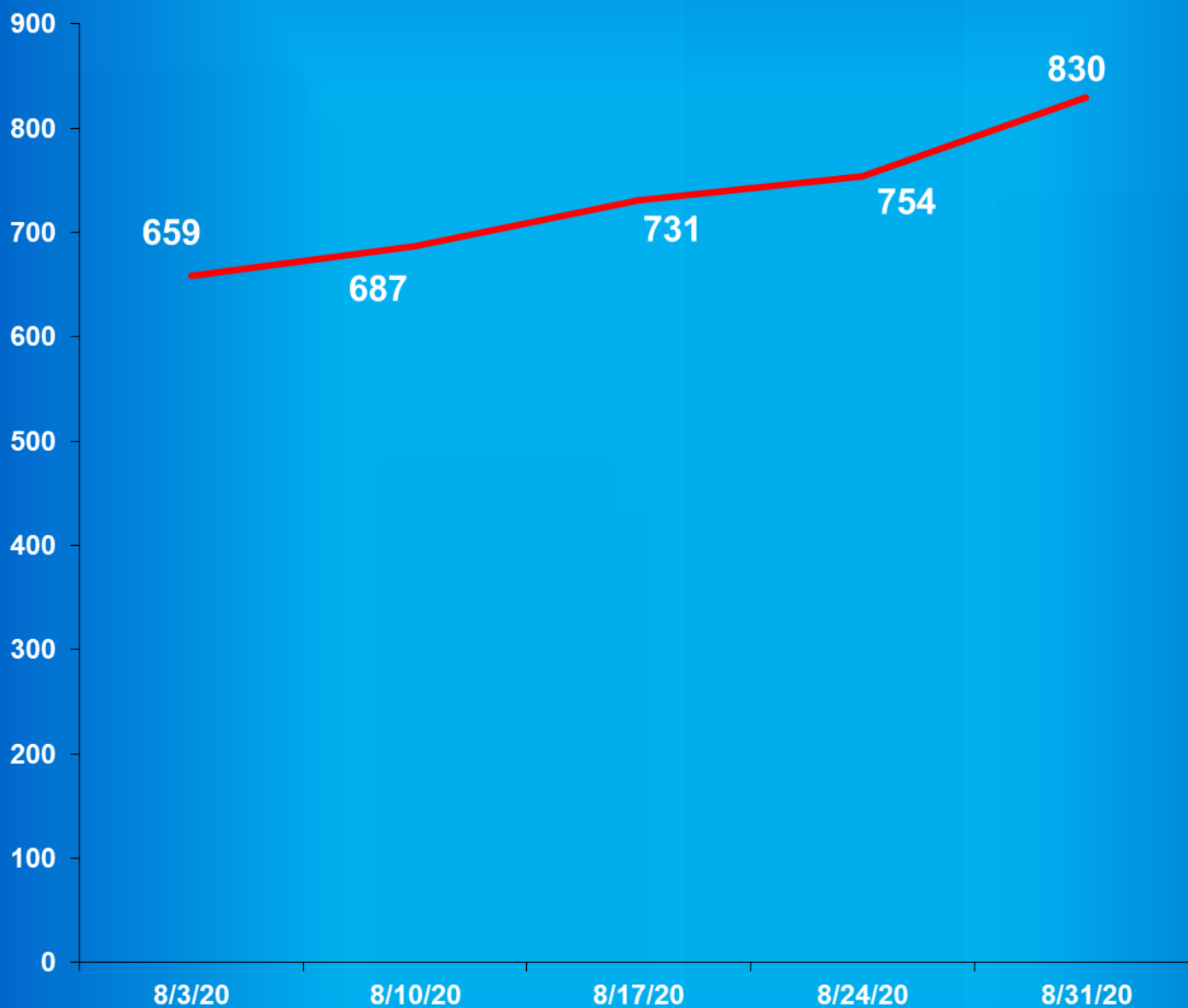


Indiana Department of Correction

Graph F

Adult Males Held in County Jails

July 2020



- Offenders held in county jails are newly sentenced offenders with completed court documents who are awaiting transfer to a DOC facility.

- Jail counts are a dynamic number that are affected by a variety of factors, including; sentencing trends, available DOC beds, and intake process completion.



Juvenile Offender Statistics



Indiana Department Of Correction
Table 13
Monthly Facility Admissions and Releases

Juvenile Offenders
August 2020

Admissions of All Juvenile Males

New Commitment	Re-Commitment	Parolee Return	Return From Escape	Diagnostics/Walk-Thrus
14	1	2	0	4

Releases of All Juvenile Males

Discharge	Parole	Escape	Diagnostics/Walk-Thrus
31	10	0	4

Admissions of All Juvenile Females

New Commitment	Re-Commitment	Parolee Return	Return From Escape	Diagnostics/Walk-Thrus
1	0	0	0	1

Releases of All Juvenile Females

Discharge	Parole	Escape	Diagnostics/Walk-Thrus
3	1	0	0

Sources:

SAS - mnthadm4_pgm_tbl13.pgm

SAS - mnthext4_pgm_tbl13.pgm

Indiana Department of Correction

Table 14

New Admissions by County of Commitment - Juveniles

August 2020

County	Admission Type			County	Admission Type		
	New Commits	Re Commits	Total		New Commits	Re Commits	Total
Adams	0	0	0	Madison	0	0	0
Allen	0	0	0	Marion	3	0	3
Bartholomew	0	0	0	Marshall	0	0	0
Benton	0	0	0	Martin	0	0	0
Blackford	1	0	1	Miami	0	0	0
Boone	0	0	0	Monroe	0	0	0
Brown	0	0	0	Montgomery	0	0	0
Carroll	0	0	0	Morgan	0	0	0
Cass	0	0	0	Newton	0	0	0
Clark	0	0	0	Noble	0	0	0
Clay	0	0	0	Ohio	0	0	0
Clinton	1	0	1	Orange	0	0	0
Crawford	0	0	0	Owen	0	0	0
Daviess	0	0	0	Parke	0	0	0
Dearborn	0	0	0	Perry	0	0	0
Decatur	0	0	0	Pike	0	0	0
DeKalb	1	0	1	Porter	0	0	0
Delaware	0	0	0	Posey	0	0	0
Dubois	0	0	0	Pulaski	0	0	0
Elkhart	2	0	2	Putnam	0	0	0
Fayette	0	0	0	Randolph	0	0	0
Floyd	0	0	0	Ripley	0	0	0
Fountain	0	0	0	Rush	0	0	0
Franklin	0	0	0	St. Joseph	0	1	1
Fulton	0	0	0	Scott	0	0	0
Gibson	0	0	0	Shelby	0	0	0
Grant	0	0	0	Spencer	0	0	0
Greene	1	0	1	Starke	0	0	0
Hamilton	0	0	0	Steuben	0	0	0
Hancock	0	0	0	Sullivan	0	0	0
Harrison	0	0	0	Switzerland	0	0	0
Hendricks	0	0	0	Tippecanoe	1	0	1
Henry	0	0	0	Tipton	0	0	0
Howard	1	0	1	Union	0	0	0
Huntington	0	0	0	Vanderburgh	0	0	0
Jackson	0	0	0	Vermillion	0	0	0
Jasper	0	0	0	Vigo	0	0	0
Jay	0	0	0	Wabash	0	0	0
Jefferson	0	0	0	Warren	0	0	0
Jennings	0	0	0	Warrick	0	0	0
Johnson	1	0	1	Washington	0	0	0
Knox	1	0	1	Wayne	0	0	0
Kosciusko	0	0	0	Wells	1	0	1
LaGrange	0	0	0	White	0	0	0
Lake	0	0	0	Whitley	0	0	0
LaPorte	1	0	1	Unknown	0	0	0
Lawrence	0	0	0	Totals	15	1	16

This data is based on most serious offense and excludes parole violations.

Source: Mnthadm4_pgm_tbl14.pgm

Indiana Department of Correction

Table 15

Monthly Releases by County of Commitment - Juveniles

July 2020

County	Release Type			County	Release Type		
	Discharge	Parole	Total		Discharge	Parole	Total
Adams	1	0	1	Madison	0	0	0
Allen	1	0	1	Marion	1	0	1
Bartholomew	0	0	0	Marshall	0	1	1
Benton	0	0	0	Martin	0	0	0
Blackford	0	0	0	Miami	0	0	0
Boone	0	0	0	Monroe	0	0	0
Brown	0	1	1	Montgomery	0	1	1
Carroll	0	0	0	Morgan	0	0	0
Cass	1	0	1	Newton	0	0	0
Clark	0	0	0	Noble	1	0	1
Clay	0	0	0	Ohio	0	0	0
Clinton	0	1	1	Orange	0	0	0
Crawford	0	0	0	Owen	0	0	0
Daviess	0	0	0	Parke	0	0	0
Dearborn	0	1	1	Perry	0	0	0
Decatur	0	0	0	Pike	0	0	0
DeKalb	0	0	0	Porter	1	0	1
Delaware	1	1	2	Posey	0	0	0
Dubois	1	0	1	Pulaski	0	0	0
Elkhart	1	1	2	Putnam	0	0	0
Fayette	0	0	0	Randolph	0	0	0
Floyd	0	0	0	Ripley	0	0	0
Fountain	1	0	1	Rush	1	0	1
Franklin	0	0	0	St. Joseph	6	0	6
Fulton	0	0	0	Scott	0	0	0
Gibson	2	0	2	Shelby	0	0	0
Grant	0	0	0	Spencer	0	0	0
Greene	0	0	0	Starke	0	1	1
Hamilton	1	0	1	Steuben	0	0	0
Hancock	0	0	0	Sullivan	0	0	0
Harrison	0	0	0	Switzerland	0	0	0
Hendricks	1	0	1	Tippecanoe	1	1	2
Henry	0	0	0	Tipton	0	0	0
Howard	2	0	2	Union	0	0	0
Huntington	0	0	0	Vanderburgh	2	1	3
Jackson	0	0	0	Vermillion	0	0	0
Jasper	0	0	0	Vigo	0	0	0
Jay	0	0	0	Wabash	0	0	0
Jefferson	0	0	0	Warren	0	0	0
Jennings	0	0	0	Warrick	0	0	0
Johnson	0	0	0	Washington	0	0	0
Knox	0	0	0	Wayne	1	0	1
Kosciusko	1	1	2	Wells	0	0	0
LaGrange	0	0	0	White	0	0	0
Lake	3	0	3	Whitley	0	0	0
LaPorte	0	0	0	Unknown	0	0	0
Lawrence	3	0	3	Totals	34	11	45

Some discharges may be releases to County Probation - data is unable to be separated.

Diagnostics and Escapes are excluded.

Source: Mnthext4_pgm_tbl15.pgm

Indiana Department of Correction
Table 16
Total Number of Committing Offenses for Juveniles
Committed to the Indiana Department of Correction
July 2020

OFFENSE (Citation Code)	NUMBER OF OFFENSES			
	This Month		This Calendar Year	
LEVEL I	Female	Male	Female	Male
Aggravated Battery (35-42-2-1.5)	0	0	0	1
Arson (35-43-1-1)	0	0	1	0
Battery (35-42-2-1)	0	1	5	10
Battery by Bodily Waste (35-42-2-6)	0	0	1	1
Burglary (35-43-2-1)	0	1	1	13
Carjacking (35-42-5-2)	0	0	0	0
Carrying Handgun w/o License (35-47-2-1)	0	1	0	3
Changing, Altering, Removing, Obliterating ID of Handgun (35-47-2-18)	0	0	0	0
Child Exploitation (35-42-4-4)	0	0	1	0
Child Molesting (35-42-4-3)	0	1	0	14
Child Seduction (35-42-4-7)	0	0	0	0
Child Selling (35-46-1-4)	0	0	0	0
Child Solicitation (35-42-4-6)	0	0	0	0
Child in Possession of Handgun (35-47-10-5)	0	0	0	2
Consumer Product Tampering (35-45-8-3)	0	0	0	0
Criminal Confinement (35-42-3-3)	0	0	0	0
Criminal Deviate Conduct (35-42-4-2)	0	0	0	0
Criminal Gang Intimidation (35-45-9-4)	0	0	0	0
Criminal Gang Recruitment	0	0	0	0
Criminal Recklessness (35-42-2-2)	0	1	0	6
Dangerous Possession of a Firearm (35-47-10-5)	0	4	1	23
Dealing in a Sawed-Off Shotgun (35-47-5-4.1)	0	0	0	0
Distribution of a Destructive Device (IC 35-47.5-5-5)	0	0	0	0
Domestic Battery (35-42-2-1.3)	0	0	2	2
Driving While Intoxicated Resulting in Death (9-30-5-5)	0	0	0	0
False Application for Handgun (35-47-2-8)	0	0	0	0
False, Altering Handgun License (35-47-2-22)	0	0	0	0
Feticide (35-42-1-6)	0	0	0	0
Handgun, False ID (35-47-2-17)	0	0	0	0
Incest (35-46-1-3)	0	0	0	0
Interference with Custody (35-42-3-4)	0	0	0	0
Intimidation (35-45-2-1)	0	0	0	0
Involuntary Manslaughter (35-42-1-4)	0	0	0	1
Kidnapping (35-42-3-2)	0	0	0	1
Murder (35-42-1-1)	0	0	2	2
Neglect of a Dependent (35-46-1-4)	0	0	0	0
Operation of a Machine Gun/Hurling a Bomb (35-47-5-9)	0	0	0	0
Overpass Mischief (35-42-2-5)	0	0	0	0
Pointing a Firearm (35-47-4-3)	0	0	0	2
Possession of Firearm on School Property (35-47-9-2)	0	0	0	0
Possession of a Machine Gun or Bomb (35-47-5-9)	0	0	0	0
Rape (35-42-4-1)	0	0	0	0
Reckless Homicide (35-42-1-5)	0	0	0	1
Resisting Law Enforcement (35-44-3-3)	0	0	0	0
Robbery (35-42-5-1)	0	4	0	24
Sell, Manufacture, Possess, Purchase Explosive (35-47-5-1)	0	0	0	0
Sell, Transfer, HIV Blood (35-42-1-7)	0	0	0	0
Selling, Transferring, Giving Handgun to Under 18 (35-47-2-7)	0	0	0	0
Sexual Battery (35-42-4-8)	0	0	0	1
Sexual Misconduct (35-44-1-5)	0	0	0	0

LEVEL I (cont'd)

NUMBER OF OFFENSES

	This Month		This Calendar Year	
	Female	Male	Female	Male
Sexual Misconduct with a Minor (35-42-4-9)	0	0	0	0
Stalking (35-45-10-5)	0	0	0	0
Strangulation (35-42-2-9)	0	0	0	0
Unlawful Delivery of Confiscated Firearm (35-47-3-4)	0	0	0	0
Unlawful Use of Body Armor (35-47-5-13)	0	0	0	0
Unlawful Use of Stun Gun (35-47-8-5)	0	0	0	0
Vicarious Sexual Gratification (35-42-4-5)	0	0	0	0
Voluntary Manslaughter (35-42-1-3)	0	0	0	0
Sub-Total	0	13	14	107

LEVEL II

Assisting a Criminal (35-44-3-2)	0	0	0	0
Chinese Throwing Star (35-47-5-12)	0	0	0	0
Criminal Gang Activity (35-45-9-3)	0	0	0	0
Criminal Recklessness (35-42-2-2)	0	0	0	0
Dealing Anabolic Steroid (16-42-19-27)	0	0	0	0
Dealing Methamphetamine (35-48-4-1.1)	0	0	0	0
Dealing in Cocaine or Narcotic Drug (35-48-4-1)	0	0	0	0
Dealing in Marijuana, Hash Oil, or Hashish (35-48-4-10)	0	0	0	0
Dealing in a Schedule I, II, or III Controlled Substance (35-48-4-2)	0	0	0	0
Dealing in a Schedule IV Controlled Substance (35-48-4-3)	0	0	0	0
Dealing in a Schedule V Controlled Substance (35-48-4-4)	0	0	0	0
Dealing in a Substance Represented to be a Controlled Substance (35-48-4-4.5)	0	0	0	0
Delivery of Weapon to Intoxicated Person (35-47-4-1)	0	0	0	0
Disarming Law Enforcement Officer (35-44.1-3-2)	0	0	0	0
Escape/Failure to Return to Lawful Detention (35-44-3-5)	0	0	2	8
Inmate w/ Deadly Weapon (35-44.1-3-7)	0	0	0	0
Interference with Custody (35-42-3-4)	0	0	0	0
Intimidation (35-45-2-1)	0	2	0	13
Knife with Automatic Blade (35-47-5-2)	0	0	0	0
Loan Sharking (35-45-7-2)	0	0	0	0
Maintaining a Common Nuisance (35-48-4-13)	0	0	0	0
Making loan secured by mortgage, deposit or pledge of handgun (35-47-4-2)	0	0	0	0
Manufacture, Distribution, Possession of a Substance Represented to be a Controlled Substance (35-48-4-4.	0	0	0	0
Neglect of a Dependent (35-46-1-4)	0	0	0	0
Poss Precursors w/ Intent to Manufacture Etc. (35-48-4-14.5)	0	0	0	0
Possession of a Controlled Substance (35-48-4-7)	0	0	0	0
Possession of a Knife on School Property (35-47-5-2.5)	0	0	0	0
Promoting Prostitution (35-45-4-4)	0	0	0	0
Purchase, Possession or Sale of Stun Gun (35-47-8-5)	0	0	0	0
Resisting Law Enforcement (35-44-3-3)	0	1	0	6
Rioting with a Deadly Weapon (35-45-1-2)	0	0	0	0
Sale, Possession, Use of Legend Drug (16-42-19-27)	0	0	0	0
Sexual Misconduct with a Minor (35-42-4-9)	0	0	0	0
Stalking (35-45-10-5)	0	0	0	0
Trafficking with an Inmate (35-44-3-9)	0	0	0	0
Use of Stun Gun in Commission of a Crime (35-47-8-5)	0	0	0	0
Sub-Total	0	3	2	27

LEVEL III

Accident /Failure to Stop (9-26-1-8)	0	0	0	0
Accident, Property Damage with Injury (9-26-1-8)	0	0	0	0
Altering or Damaging Computer (35-43-1-4)	0	0	0	0
Auto Theft, Receiving Stolen Parts (35-43-4-2.5)	0	0	0	9
Battery (35-42-2-1)	0	5	8	14
Battery by Bodily Waste (35-42-2-6)	0	0	0	0
Bestiality	0	0	0	0
Bribery (35-44-1-1)	0	0	0	0

LEVEL III (cont'd)	NUMBER OF OFFENSES			
	This Month		This Calendar Year	
	Female	Male	Female	Male
Burglary (35-43-2-1)	0	0	0	0
Check Deception (35-43-5-5)	0	0	0	0
Check Fraud (35-43-5-12)	0	0	0	0
Child Exploitation (35-42-4-4)	0	0	0	0
Controlled Substance Registration (35-48-4-14)	0	0	0	0
Conversion (35-43-4-3)	0	0	0	1
Criminal Mischief (35-43-1-2)	0	4	2	15
Criminal Recklessness (35-42-2-2)	0	0	0	0
Criminal Trespass (35-43-2-2)	0	0	0	4
Dealing in Altered Property (35-43-4-2.3)	0	0	0	0
Dealing in Marijuana, Hash Oil, or Hashish (35-48-4-10)	0	0	0	2
Dealing in Paraphernalia (35-48-4-8.5)	0	0	0	0
Dealing in a Schedule IV Controlled Substance (35-48-4-3)	0	0	0	0
Distribution of Material Harmful to Minor (35-49-3-3)	0	0	0	0
Escape/Failure to Return to Lawful Detention (35-44-3-5)	0	2	5	17
Failure to Appear (35-44-3-6)	0	0	0	0
False Reporting (35-44-2-2)	0	0	0	0
Forgery (35-43-5-2)	0	0	0	0
Fraud (35-43-5-4)	0	0	1	1
Fraud on Financial Institution (35-45-5-8)	0	0	0	0
Home Improvement Fraud (35-43-6-13)	0	0	0	0
Identity Deception (35-43-5-3.5)	0	0	0	0
Interference with Custody (35-42-3-4)	0	0	0	0
Interference with Reporting Crime (35-42-2-5)	0	0	0	0
Invasion of Privacy (35-46-1-15.1)	0	0	0	1
Kill Domestic Animal	0	0	0	0
Manufacture of Paraphernalia (35-48-4-8.1)	0	0	0	0
Nonsupport of Child (35-46-1-5)	0	0	0	0
Nonsupport of Spouse (35-46-1-6)	0	0	0	0
Obscene Performance (35-49-3-1)	0	0	0	0
Obstructing Fireman (35-44-3-8)	0	0	0	0
Obstructing Traffic (35-42-2-4)	0	0	0	0
Obstruction of Justice (35-44-3-4)	0	0	0	0
Operating Vehicle After Lifetime Forfeiture (9-30-10-17)	0	0	0	0
Operating Vehicle While Intoxicated (9-30-5-4)	0	0	0	0
Operating Vehicle While Intoxicated with Prior (9-30-5-3)	0	0	0	0
Patronizing a Prostitute (35-45-4-3)	0	0	0	0
Perjury (35-44-2-1)	0	0	0	0
Possession of Cocaine or Narcotic Drug (35-48-4-6)	0	0	0	2
Possession of Marijuana, Hash Oil, or Hashish (35-48-4-11)	0	0	0	0
Possession of Methamphetamines (35-48-4-6.1)	0	0	0	1
Possession of Paraphernalia (35-48-4-8.3)	0	0	0	0
Possession of a Controlled Substance (35-48-4-7)	0	0	0	0
Possession of a Syringe (16-42-19-18)	0	0	1	0
Possession/Use of Legend Drug (16-42-19-13)	0	1	0	3
Professional Gambling (35-45-5-3)	0	0	0	0
Profiting from Adoption (35-46-1-9)	0	0	0	0
Promoting Professional Gambling (35-45-5-4)	0	0	0	0
Promoting Prostitution (35-45-4-4)	0	0	0	0
Prostitution (35-45-4-2)	0	0	0	0
Public Indecency (35-45-4-1)	0	0	0	0
Public Nudity (35-45-4-1.5)	0	0	0	0
Railroad Mischief (35-42-2-5.5)	0	0	0	0
Receiving Stolen Auto Parts (35-43-4-2.5)	0	0	0	0
Receiving Stolen Property (35-43-4-2)	0	0	0	0
Residential Entry (35-43-2-1.5)	0	0	1	1
Resisting Law Enforcement (35-44-3-3)	0	2	2	14
Rioting (35-45-1-2)	0	0	0	0

LEVEL III (cont'd)	NUMBER OF OFFENSES			
	This Month		This Calendar Year	
	Female	Male	Female	Male
Sale, Possession, Use of Legend Drug (16-42-19-27)	0	0	0	1
Selling, Distributing, Exhibiting Obscene Material (35-49-3-1)	0	0	0	0
Stalking (35-45-10-5)	0	0	0	0
Synthetic Drug (35-48-4-11.5)	0	0	0	0
Theft (35-43-4-2)	0	2	4	25
Torture or Mutilation of Animal (35-46-3-12)	0	0	0	0
Trafficking with an Inmate (35-44-3-9)	0	0	0	0
Unauthorized Possession of Prescription Form (35-48-4-14)	0	0	0	0
Unlawful Entry of Motor Vehicle (35-43-4-2.7)	0	0	0	0
Voyeurism (35-45-4-5)	0	0	0	1
Welfare Fraud (35-43-5-7)	0	0	0	0
Sub-Total	0	16	24	112

LEVEL IV				
Absence From Home Detention (35-38-2.5-10)	0	0	0	0
Accident/Failure to Stop (9-26-1-8)	0	0	0	1
Alcohol Violation (31-37-2-6)	0	0	0	0
Animal Cruelty (35-46-3-12)	0	0	0	0
Assisting a Criminal (35-44-3-2)	0	0	0	0
Beats Vertebrate Animal (35-46-3-12)	0	0	0	0
Check Deception (35-43-5-5)	0	0	0	0
Common Nuisance (35-48-4-13)	0	0	1	0
Computer Trespassing (35-43-2-3)	0	0	0	0
Counterfeiting Auto Registration (9-18-2-42)	0	0	0	0
Counterfeiting a Driver's License (9-24-18-7)	0	0	0	0
Curfew Violation (31-37-2-5)	0	0	0	1
Deception (35-43-5-3)	0	0	0	0
Deer Outside Hours (14-22-6-1)	0	0	0	0
Deer w/ Illegal Device (14-22-6-1)	0	0	0	0
Disorderly Conduct (35-45-1-3)	1	2	3	11
Dissemination of Material Harmful to Minor (35-49-3-3)	0	0	0	0
Driving While Intoxicated (9-11-2-3)	0	0	0	3
Driving with Suspended License (9-24-19-2)	0	0	0	0
Exploitation of Dependent/Endangered Adult (35-46-1-12)	0	0	0	0
Failure to Appear (35-44-3-6)	0	0	0	0
Failure to Disclose Recruitment (35-46-4-4)	0	0	0	0
Failure to Respond to Summons (35-44-3-6.5)	0	0	0	0
False Auto Registration (9-18-2-44)	0	0	0	0
False Identity Statement (35-44-2-6)	0	0	0	0
False Informing (35-44-2-2)	0	0	1	1
Flag Desecration (35-45-1-4)	0	0	0	0
Glue Sniffing (35-46-6-2)	0	0	0	0
Habitual Disobedience of Parent, Guardian, or Custodian (Incorrigible) (31-37-2-4)	0	2	0	5
Harassment (35-45-2-2)	0	0	0	0
Home Improvement Fraud (35-43-6-12)	0	0	0	0
Illegal Consumption of Alcohol (7.1-5-7-7)	0	0	0	4
Illegal Possession of Alcohol (7.1-5-7-7)	0	0	0	0
Impairment of ID Number (35-43-7-4)	0	0	0	0
Interference with Custody (35-42-3-4)	0	0	0	0
Interfering with Law Enforcement Animal (35-46-3-11)	0	0	0	0
Invasion of Privacy (35-46-1-15.1)	0	0	0	0
Leaving Home w/o Permission of Parent, Guardian or Custodian (Runaway) (31-37-2-2)	0	2	1	7
Leaving Scene of Accident (9-26-1-1.1)	0	0	0	1
Maintaining a Common Nuisance (35-48-4-13)	0	0	0	0
Nitrous Oxide Distribution (35-46-6-3)	0	0	0	0
Obscene Performance (35-49-3-1)	0	0	0	0
Obstructing Medical Emergency (35-44-3-8.5)	0	0	0	0
Obstructing Traffic (35-42-2-4)	0	0	0	0
Official Misconduct (35-44.1-1-1)	0	0	0	0

LEVEL IV (cont'd)	NUMBER OF OFFENSES			
	This Month		This Calendar Year	
	Female	Male	Female	Male
Operating Vehicle While Intoxicated (9-30-5-2)	0	0	0	1
Operating Vehicle While Intoxicated/Cntrl'd Sub (9-30-5-1)	0	0	0	0
Operating Vehicle w/o License (9-24-18-1)	0	0	1	2
Operating Vehicle w/o Proof of Financial (9-25-8-2)	0	0	0	0
Operating Vehicle w/o Registration/Plates (9-18-2-43)	0	0	0	0
Possession of Device/Interfere Test (35-43-5-18)	0	0	0	0
Possession of Marijuana, Hash Oil, or Hashish (35-48-4-11)	0	1	2	12
Possession of Paraphernalia (35-48-4-8.3)	0	0	0	6
Possession of Substance Represented to be a Controlled Substance (35-48-4-4.6)	0	0	0	0
Possession, Purchase, Accepting Tobacco (35-46-1-10.5)	0	0	0	0
Probation Violation	0	9	0	89
Public Intoxication (7.1-5-1-3)	0	0	0	2
Receiving Unidentified Property (35-43-7-5)	0	0	0	0
Reckless Driving (9-21-8-52)	0	0	0	0
Refusal to Aid Officer (35-44-3-7)	0	0	0	0
Refusal to Identify Self (34-28-5-3.5)	0	0	0	0
Selling, Distributing, Exhibiting Obscene Material (35-49-3-1)	0	0	0	0
Synthetic Drug (35-48-4-11.5)	0	0	0	0
Taking Deer/Turkey (14-22-6-1)	0	0	0	0
Tattooing a Minor (35-42-2-7)	0	0	0	0
Torture, Kill, Mutilate an Animal (35-46-3-12)	0	0	0	0
Unauthorized Possession of Prescription (35-48-4-14)	0	0	0	0
Unlawful Entry of Motor Vehicle (35-43-4-2.7)	0	0	1	2
Unlawful Gambling (35-45-5-2)	0	0	0	0
Unlawful Use of Railroad Right of Way (8-3-15-3)	0	0	0	0
Vending Machine Vandalism (35-43-4-7)	0	0	0	0
Violation Home Detention	0	0	0	0
Violation Suspended Commitment to DOC	0	0	4	0
Violation of Compulsory School Attendance Law (Truancy) (31-37-2-3)	0	0	0	2
Voyeurism (35-45-4-5)	0	0	0	1
Welfare Fraud (35-45-5-7)	0	0	0	0
Sub-Total	1	16	14	151
GRAND TOTAL NUMBER OF OFFENSES	1	48	54	397

Source: SAS - mnthadm4_by_offense.pgm

Indiana Department of Correction
Table 17
Number of Juvenile Offenders by Most Serious Offense
Committed to the Indiana Department of Correction

August 2020

MOST SERIOUS OFFENSE (Citation Code)	NUMBER OF JUVENILES			
	This Month		This Calendar Year	
	Female	Male	Female	Male
LEVEL I				
Aggravated Battery (35-42-2-1.5)	0	0	0	1
Arson (35-43-1-1)	0	0	0	0
Battery (35-42-2-1)	0	1	3	7
Battery by Bodily Waste (35-42-2-6)	0	0	1	1
Burglary (35-43-2-1)	0	1	1	12
Carjacking (35-42-5-2)	0	0	0	0
Carrying Handgun w/o License (35-47-2-1)	0	0	0	2
Changing, Altering, Removing, Obliterating ID of Handgun (35-47-2-18)	0	0	0	0
Child Exploitation (35-42-4-4)	0	0	1	0
Child Molesting (35-42-4-3)	0	1	0	14
Child Seduction (35-42-4-7)	0	0	0	0
Child Selling (35-46-1-4)	0	0	0	0
Child Solicitation (35-42-4-6)	0	0	0	0
Child in Possession of Handgun (35-47-10-5)	0	0	0	1
Consumer Product Tampering (35-45-8-3)	0	0	0	0
Criminal Confinement (35-42-3-3)	0	0	0	0
Criminal Deviate Conduct (35-42-4-2)	0	0	0	0
Criminal Gang Intimidation (35-45-9-4)	0	0	0	0
Criminal Gang Recruitment	0	0	0	0
Criminal Recklessness (35-42-2-2)	0	0	0	3
Dangerous Possession of a Firearm (35-47-10-5)	0	1	1	13
Dealing in a Sawed-Off Shotgun (35-47-5-4.1)	0	0	0	0
Distribution of a Destructive Device (IC 35-47.5-5-5)	0	0	0	0
Domestic Battery (35-42-2-1.3)	0	0	2	2
Driving While Intoxicated Resulting in Death (9-30-5-5)	0	0	0	0
False Application for Handgun (35-47-2-8)	0	0	0	0
False, Altering Handgun License (35-47-2-22)	0	0	0	0
Feticide (35-42-1-6)	0	0	0	0
Handgun, False ID (35-47-2-17)	0	0	0	0
Incest (35-46-1-3)	0	0	0	0
Interference with Custody (35-42-3-4)	0	0	0	0
Intimidation (35-45-2-1)	0	0	0	0
Involuntary Manslaughter (35-42-1-4)	0	0	0	1
Kidnapping (35-42-3-2)	0	0	0	1
Murder (35-42-1-1)	0	0	1	2
Neglect of a Dependent (35-46-1-4)	0	0	0	0
Operation of a Machine Gun/Hurling a Bomb (35-47-5-9)	0	0	0	0
Overpass Mischief (35-42-2-5)	0	0	0	0
Pointing a Firearm (35-47-4-3)	0	0	0	1
Possession of Firearm on School Property (35-47-9-2)	0	0	0	0
Possession of a Machine Gun or Bomb (35-47-5-9)	0	0	0	0
Rape (35-42-4-1)	0	0	0	0
Reckless Homicide (35-42-1-5)	0	0	0	1
Resisting Law Enforcement (35-44-3-3)	0	0	0	0
Robbery (35-42-5-1)	0	4	0	20
Sell, Manufacture, Possess, Purchase Explosive (35-47-5-1)	0	0	0	0
Sell, Transfer, HIV Blood (35-42-1-7)	0	0	0	0
Selling, Transferring, Giving Handgun to Under 18 (35-47-2-7)	0	0	0	0
Sexual Battery (35-42-4-8)	0	0	0	1
Sexual Misconduct (35-44-1-5)	0	0	0	0

LEVEL I (cont'd)	NUMBER OF JUVENILES			
	This Month		This Calendar Year	
	Female	Male	Female	Male
Sexual Misconduct with a Minor (35-42-4-9)	0	0	0	0
Stalking (35-45-10-5)	0	0	0	0
Strangulation (35-42-2-9)	0	0	0	0
Unlawful Delivery of Confiscated Firearm (35-47-3-4)	0	0	0	0
Unlawful Use of Body Armor (35-47-5-13)	0	0	0	0
Unlawful Use of Stun Gun (35-47-8-5)	0	0	0	0
Vicarious Sexual Gratification (35-42-4-5)	0	0	0	0
Voluntary Manslaughter (35-42-1-3)	0	0	0	0
Sub-Total	0	8	10	83

LEVEL II

Assisting a Criminal (35-44-3-2)	0	0	0	0
Chinese Throwing Star (35-47-5-12)	0	0	0	0
Criminal Gang Activity (35-45-9-3)	0	0	0	0
Criminal Recklessness (35-42-2-2)	0	0	0	0
Dealing Anabolic Steroid (16-42-19-27)	0	0	0	0
Dealing Methamphetamine (35-48-4-1.1)	0	0	0	0
Dealing in Cocaine or Narcotic Drug (35-48-4-1)	0	0	0	0
Dealing in Marijuana, Hash Oil, or Hashish (35-48-4-10)	0	0	0	0
Dealing in a Schedule I, II, or III Controlled Substance (35-48-4-2)	0	0	0	0
Dealing in a Schedule IV Controlled Substance (35-48-4-3)	0	0	0	0
Dealing in a Schedule V Controlled Substance (35-48-4-4)	0	0	0	0
Dealing in a Substance Represented to be a Controlled Substance (35-48-4-4.5)	0	0	0	0
Delivery of Weapon to Intoxicated Person (35-47-4-1)	0	0	0	0
Disarming Law Enforcement Officer (35-44.1-3-2)	0	0	0	0
Escape/Failure to Return to Lawful Detention (35-44-3-5)	0	0	1	5
Inmate w/ Deadly Weapon (35-44.1-3-7)	0	0	0	0
Interference with Custody (35-42-3-4)	0	0	0	0
Intimidation (35-45-2-1)	0	2	0	11
Knife with Automatic Blade (35-47-5-2)	0	0	0	0
Loan Sharking (35-45-7-2)	0	0	0	0
Maintaining a Common Nuisance (35-48-4-13)	0	0	0	0
Making loan secured by mortgage, deposit or pledge of handgun (35-47-4-2)	0	0	0	0
Manufacture, Distribution, Possession of a Substance Represented to be a Controlled Substance (3	0	0	0	0
Neglect of a Dependent (35-46-1-4)	0	0	0	0
Poss precursors w/intent to manufacture etc. (35-48-4-14.5)	0	0	0	0
Possession of a Controlled Substance (35-48-4-7)	0	0	0	0
Possession of a Knife on School Property (35-47-5-2.5)	0	0	0	0
Promoting Prostitution (35-45-4-4)	0	0	0	0
Purchase, Possession or Sale of Stun Gun (35-47-8-5)	0	0	0	0
Resisting Law Enforcement (35-44-3-3)	0	1	0	6
Rioting with a Deadly Weapon (35-45-1-2)	0	0	0	0
Sale, Possession, Use of Legend Drug (16-42-19-27)	0	0	0	0
Sexual Misconduct with a Minor (35-42-4-9)	0	0	0	0
Stalking (35-45-10-5)	0	0	0	0
Trafficking with an Inmate (35-44-3-9)	0	0	0	0
Use of Stun Gun in Commission of a Crime (35-47-8-5)	0	0	0	0
Sub-Total	0	3	1	22

LEVEL III

Accident /Failure to Stop (9-26-1-8)	0	0	0	0
Accident, Property Damage with Injury (9-26-1-8)	0	0	0	0
Altering or Damaging Computer (35-43-1-4)	0	0	0	0
Auto Theft, Receiving Stolen Parts (35-43-4-2.5)	0	0	0	5
Battery (35-42-2-1)	0	1	4	5
Bestiality	0	0	0	0
Bribery (35-44-1-1)	0	0	0	0
Burglary (35-43-2-1)	0	0	0	0
Check Deception (35-43-5-5)	0	0	0	0

LEVEL III (cont'd)	NUMBER OF JUVENILES			
	This Month		This Calendar Year	
	Female	Male	Female	Male
Check Fraud (35-43-5-12)	0	0	0	0
Child Exploitation (35-42-4-4)	0	0	0	0
Controlled Substance Registration (35-48-4-14)	0	0	0	0
Conversion (35-43-4-3)	0	0	0	0
Criminal Mischief (35-43-1-2)	0	0	2	4
Criminal Recklessness (35-42-2-2)	0	0	0	0
Criminal Trespass (35-43-2-2)	0	0	0	1
Dealing in Altered Property (35-43-4-2.3)	0	0	0	0
Dealing in Marijuana, Hash Oil, or Hashish (35-48-4-10)	0	0	0	1
Dealing in Paraphernalia (35-48-4-8.5)	0	0	0	0
Distribution of Material Harmful to Minor (35-49-3-3)	0	0	0	0
Escape/Failure to Return to Lawful Detention (35-44-3-5)	0	0	3	4
Failure to Appear (35-44-3-6)	0	0	0	0
False Reporting (35-44-2-2)	0	0	0	0
Forgery (35-43-5-2)	0	0	0	0
Fraud (35-43-5-4)	0	0	0	1
Fraud on Financial Institution (35-45-5-8)	0	0	0	0
Home Improvement Fraud (35-43-6-13)	0	0	0	0
Identity Deception (35-43-5-3.5)	0	0	0	0
Interference with Custody (35-42-3-4)	0	0	0	0
Interference with Reporting Crime (35-42-2-5)	0	0	0	0
Invasion of Privacy (35-46-1-15.1)	0	0	0	0
Kill Domestic Animal	0	0	0	0
Manufacture of Paraphernalia (35-48-4-8.1)	0	0	0	0
Nonsupport of Child (35-46-1-5)	0	0	0	0
Nonsupport of Spouse (35-46-1-6)	0	0	0	0
Obscene Performance (35-49-3-1)	0	0	0	0
Obstructing Fireman (35-44-3-8)	0	0	0	0
Obstructing Traffic (35-42-2-4)	0	0	0	0
Obstruction of Justice (35-44-3-4)	0	0	0	0
Operating Vehicle After Lifetime Forfeiture (9-30-10-17)	0	0	0	0
Operating Vehicle While Intoxicated (9-30-5-4)	0	0	0	0
Operating Vehicle While Intoxicated with Prior (9-30-5-3)	0	0	0	0
Patronizing a Prostitute (35-45-4-3)	0	0	0	0
Perjury (35-44-2-1)	0	0	0	0
Possession of Cocaine or Narcotic Drug (35-48-4-6)	0	0	0	1
Possession of Marijuana, Hash Oil, or Hashish (35-48-4-11)	0	0	0	0
Possession of Methamphetamines (35-48-4-6.1)	0	0	0	0
Possession of Paraphernalia (35-48-4-8.3)	0	0	0	0
Possession of a Controlled Substance (35-48-4-7)	0	0	0	0
Possession of a Syringe (16-42-19-18)	0	0	1	0
Possession/Use of Legend Drug (16-42-19-13)	0	1	0	3
Professional Gambling (35-45-5-3)	0	0	0	0
Profiting from Adoption (35-46-1-9)	0	0	0	0
Promoting Professional Gambling (35-45-5-4)	0	0	0	0
Promoting Prostitution (35-45-4-4)	0	0	0	0
Prostitution (35-45-4-2)	0	0	0	0
Public Indecency (35-45-4-1)	0	0	0	0
Public Nudity (35-45-4-1.5)	0	0	0	0
Railroad Mischief (35-42-2-5.5)	0	0	0	0
Receiving Stolen Property (35-43-4-2)	0	0	0	0
Residential Entry (35-43-2-1.5)	0	0	1	0
Resisting Law Enforcement (35-44-3-3)	0	1	2	3
Rioting (35-45-1-2)	0	0	0	0
Sale, Possession, Use of Legend Drug (16-42-19-27)	0	0	0	1
Selling, Distributing, Exhibiting Obscene Material (35-49-3-1)	0	0	0	0
Stalking (35-45-10-5)	0	0	0	0
Synthetic Drug (35-48-4-11.5)	0	0	0	0

NUMBER OF JUVENILES

LEVEL III (Cont.)	This Month		This Calendar Year	
	Female	Male	Female	Male
Theft (35-43-4-2)	0	1	3	14
Torture or Mutilation of Animal (35-46-3-12)	0	0	0	0
Trafficking with an Inmate (35-44-3-9)	0	0	0	0
Unauthorized Possession of Prescription Form (35-48-4-14)	0	0	0	0
Unlawful Entry of Motor Vehicle (35-43-4-2.7)	0	0	0	0
Voyeurism (35-45-4-5)	0	0	0	0
Welfare Fraud (35-43-5-7)	0	0	0	0
Sub-Total	0	4	16	43

LEVEL IV

Absence From Home Detention (35-38-2.5-10)	0	0	0	0
Accident/Failure to Stop (9-26-1-8)	0	0	0	1
Assisting a Criminal (35-44-3-2)	0	0	0	0
Beats Vertebrate Animal (35-46-3-12)	0	0	0	0
Check Deception (35-43-5-5)	0	0	0	0
Common Nuisance (35-48-4-13)	0	0	0	0
Computer Trespassing (35-43-2-3)	0	0	0	0
Counterfeiting Auto Registration (9-18-2-42)	0	0	0	0
Counterfeiting a Driver's License (9-24-18-7)	0	0	0	0
Curfew Violation (31-37-2-5)	0	0	0	0
Deception (35-43-5-3)	0	0	0	0
Disorderly Conduct (35-45-1-3)	1	0	1	1
Dissemination of Material Harmful to Minor (35-49-3-3)	0	0	0	0
Driving with Suspended License (9-24-19-2)	0	0	0	0
Exploitation of Dependent/Endangered Adult (35-46-1-12)	0	0	0	0
Failure to Appear (35-44-3-6)	0	0	0	0
Failure to Disclose Recruitment (35-46-4-4)	0	0	0	0
Failure to Respond to Summons (35-44-3-6.5)	0	0	0	0
False Auto Registration (9-18-2-44)	0	0	0	0
False Identity Statement (35-44-2-6)	0	0	0	0
False Informing (35-44-2-2)	0	0	0	0
Flag Desecration (35-45-1-4)	0	0	0	0
Glue Sniffing (35-46-6-2)	0	0	0	0
Habitual Disobedience of Parent, Guardian, or Custodian (Incorrigible) (31-37-2-4)	0	0	0	0
Harassment (35-45-2-2)	0	0	0	0
Home Improvement Fraud (35-43-6-12)	0	0	0	0
Illegal Consumption of Alcohol (7.1-5-7-7)	0	0	0	0
Illegal Possession of Alcohol (7.1-5-7-7)	0	0	0	0
Impairment of ID Number (35-43-7-4)	0	0	0	0
Interference with Custody (35-42-3-4)	0	0	0	0
Interfering with Law Enforcement Animal (35-46-3-11)	0	0	0	0
Invasion of Privacy (35-46-1-15.1)	0	0	0	0
Leaving Home w/o Permission of Parent, Guardian or Custodian (Runaway) (31-37-2-2)	0	0	0	0
Nitrous Oxide Distribution (35-46-6-3)	0	0	0	0
Obscene Performance (35-49-3-1)	0	0	0	0
Obstructing Medical Emergency (35-44-3-8.5)	0	0	0	0
Obstructing Traffic (35-42-2-4)	0	0	0	0
Operating Vehicle While Intoxicated (9-30-5-2)	0	0	0	1
Operating Vehicle While Intoxicated/Cntrld Sub (9-30-5-1)	0	0	0	0
Operating Vehicle w/o License (9-24-18-1)	0	0	0	0
Operating Vehicle w/o Proof of Financial (9-25-8-2)	0	0	0	0
Operating Vehicle w/o Registration/Plates (9-18-2-43)	0	0	0	0
Possession of Marijuana, Hash Oil, or Hashish (35-48-4-11)	0	0	1	2
Possession of Paraphernalia (35-48-4-8.3)	0	0	0	0
Possession of Substance Represented to be a Controlled Substance (35-48-4-4.6)	0	0	0	0
Possession, Purchase, Accepting Tobacco (35-46-1-10.5)	0	0	0	0
Probation Violation	0	0	0	0
Public Intoxication (7.1-5-1-3)	0	0	0	0
Receiving Unidentified Property (35-43-7-5)	0	0	0	0
Reckless Driving (9-21-8-52)	0	0	0	0
Refusal to Aid Officer (35-44-3-7)	0	0	0	0

LEVEL IV (cont'd)	NUMBER OF JUVENILES			
	This Month		This Calendar Year	
	Female	Male	Female	Male
Refusal to Identify Self (34-28-5-3.5)	0	0	0	0
Selling, Distributing, Exhibiting Obscene Material (35-49-3-1)	0	0	0	0
Synthetic Drug	0	0	0	0
Torture, Kill, Mutilate an Animal (35-46-3-12)	0	0	0	0
Unauthorized Possession of Prescription (35-48-4-14)	0	0	0	0
Unlawful Entry of Motor Vehicle (35-43-4-2.7)	0	0	0	1
Unlawful Gambling (35-45-5-2)	0	0	0	0
Unlawful Use of Railroad Right of Way (8-3-15-3)	0	0	0	0
Vending Machine Vandalism (35-43-4-7)	0	0	0	0
Violation Home Detention	0	0	0	0
Violation Suspended Commitment to DOC	0	0	0	0
Violation of Compulsory School Attendance Law (Truancy) (31-37-2-3)	0	0	0	0
Voyeurism (35-45-4-5)	0	0	0	1
Welfare Fraud (35-45-5-7)	0	0	0	0
	Sub-Total		2	7
	1	0		
GRAND TOTAL NUMBER OF JUVENILES	1	15	29	155

Indiana Department of Correction
Table 18
Juvenile Female New Commitments

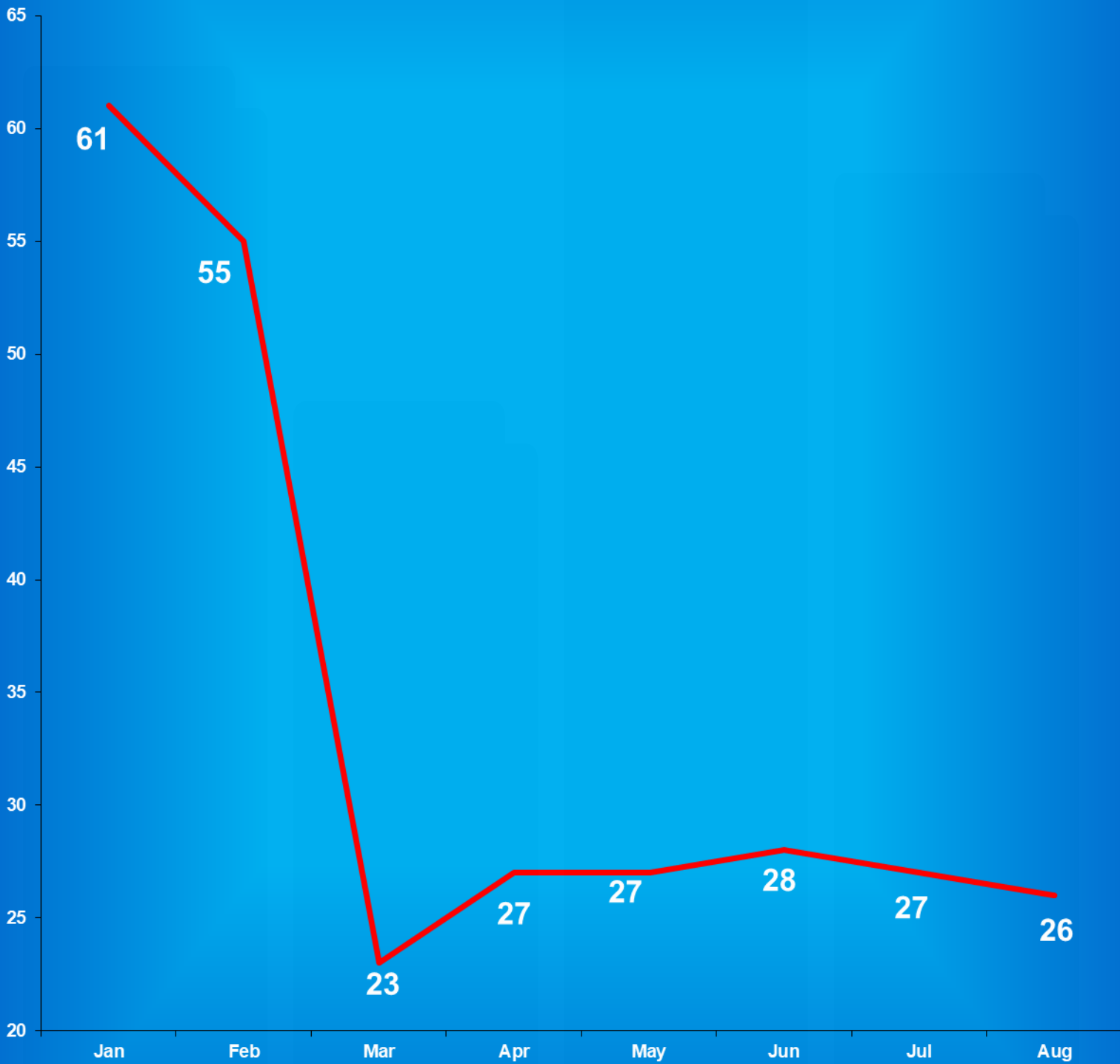
<u>Month</u>	<u>2016</u>	<u>2017</u>	<u>2018</u>	<u>2019</u>	<u>2020</u>
January	6	2	3	10	3
February	10	5	8	4	5
March	11	6	4	7	3
April	9	2	7	3	5
May	4	6	8	8	5
June	11	7	2	3	4
July	4	8	12	9	3
August	4	5	4	2	1
September	7	8	8	4	
October	5	6	5	6	
November	6	7	8	2	
December	<u>5</u>	<u>12</u>	<u>8</u>	<u>5</u>	
TOTALS	82	74	77	63	29

Source: SAS - mnthadm4.pgm

Indiana Department of Correction

Graph G

Average Daily Juvenile Female Offender Populations
Calendar Year 2020



Indiana Department of Correction
Table 19
Juvenile Male New Commitments

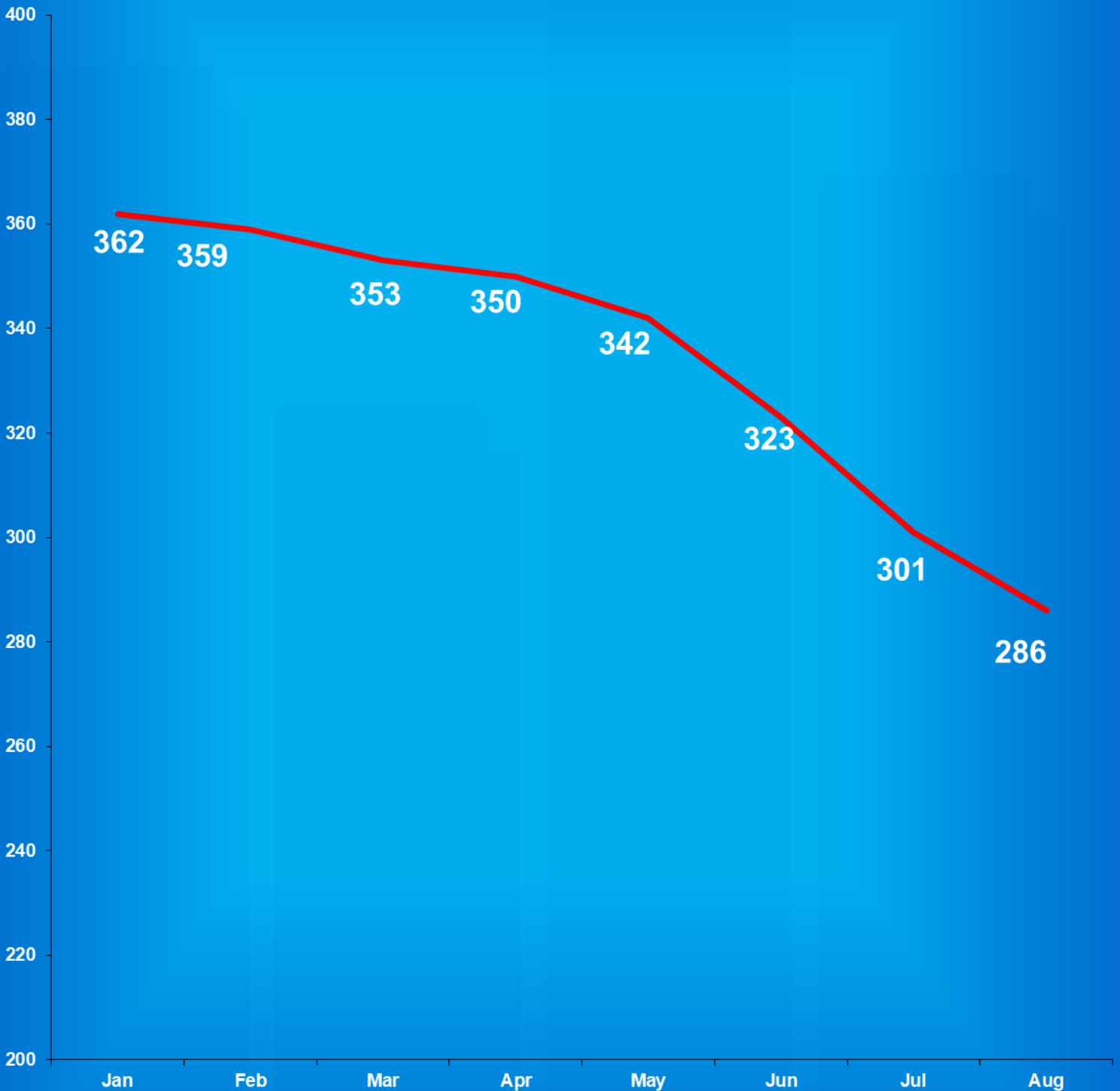
<u>Month</u>	<u>2016</u>	<u>2017</u>	<u>2018</u>	<u>2019</u>	<u>2020</u>
January	39	26	46	36	28
February	40	26	38	36	21
March	69	36	33	17	32
April	33	45	27	24	17
May	44	35	42	30	11
June	40	48	29	27	14
July	29	40	29	47	17
August	38	48	28	37	15
September	36	43	41	23	
October	24	39	24	34	
November	28	48	34	26	
December	<u>30</u>	<u>34</u>	<u>52</u>	<u>23</u>	
TOTALS	463	450	468	360	155

Source: SAS - mnthadm4.pgm

Indiana Department of Correction

Graph H

Average Daily Juvenile Male Offender Populations
Calendar Year 2020



Indiana Department of Correction
Table 20
Juvenile Parole Caseload on August 01, 2020

<u>Juvenile Reintegration Districts</u>	Indiana Parolees		Other Jurisdiction		<u>Total</u>
	<u>Juvenile Male</u>	<u>Juvenile Female</u>	<u>Juvenile Male</u>	<u>Juvenile Female</u>	
<i>Interstate Compact (RD0)*</i>	0	0	9	0	9
	<u>District Supervision Breakdown</u> <u>as follows:</u>				
Juv Reintegration District 2	6	0	0	0	6
Juv Reintegration District 3	6	0	2	0	8
Juv Reintegration District 4	4	3	2	0	9
Juv Reintegration District 5	4	0	1	0	5
Juv Reintegration District 6	0	2	1	0	3
Juv Reintegration District 8	4	1	3	0	8
Total	24	6	9	0	39

Total Juvenile Parole Population on the First Day of Each Month

<u>Calendar Year 2020</u>	Indiana Parolees		Other Jurisdiction		<u>Total</u>
	<u>Juvenile Male</u>	<u>Juvenile Female</u>	<u>Juvenile Male</u>	<u>Juvenile Female</u>	
January	37	3	4	0	44
February	41	4	6	0	51
March	33	4	9	0	46
April	29	3	10	0	42
May	25	3	8	0	36
June	29	3	9	0	41
July	27	3	7	1	38
August	23	4	7	0	34
September	24	6	9	0	39

** Includes Indiana parolees who are serving their parole in another state, as well as offenders from other States being supervised in Indiana (Interstate Compact)*

Sources:
Parole Division
SAS - juvparl2.pgm

**Indiana Department of Correction
Indiana Government Center South, Room E334
302 W. Washington Street
Indianapolis, IN 46204**

**Prepared by:
Grant Beanblossom, Data Analyst
(317) 233-4765
gbeanblossom@idoc.IN.gov**

This report and previous reports may be found at:

<http://www.in.gov/idoc/2376.htm>



CHANGING LIVES

The logo for the Indiana Department of Correction is a circular seal. It features a central torch with a flame, surrounded by a ring of stars. The words "EMPLOYEES", "EFFICIENCY", and "EFFECTIVENESS" are written around the inner ring. The outer ring contains the text "INDIANA DEPARTMENT OF CORRECTION". To the right of the seal is a blue silhouette of the state of Indiana.

The Indiana Department of Correction advances public safety and successful re-entry through dynamic supervision, programming, and partnerships.