


Indiana Department of Correction

Division of Research & Technology



Offender Population Statistical Report
- March 2018 -
Rob Carter, Commissioner

**Indiana Department of Correction
Indiana Government Center South, Room E334
302 W. Washington Street
Indianapolis, IN 46204**

**Prepared by:
Joshua Ross, Research Analyst
(317) 233-3432
josross@idoc.in.gov**

This report and previous reports may be found at:

<http://www.in.gov/idoc/2376.htm>



Definitions

For the purpose of this report, the following definitions apply:

Admission – The means by which an offender enters the custody or jurisdiction of the Indiana Department of Correction. For this report, with the exception of the return of an escapee, this does not include a return from a temporary absence.

Average Daily Population – The sum of the daily beginning counts for a month, divided by that month's number of daily beginning counts.

Beginning Count – The number of offenders physically present at the beginning of the day (ie, 0000:01 hours).

Class A Felony – An offense whereby a person convicted of this felony shall be imprisoned for a fixed term of thirty years, with not more than twenty years added for aggravating circumstances, or not more than ten years subtracted for mitigating circumstances.

Class B Felony – An offense whereby a person convicted of this felony shall be imprisoned for a fixed term of ten years, with not more than ten years added for aggravating circumstances, or not more than four years subtracted for mitigating circumstances.

Class C Felony – An offense whereby a person convicted of this felony shall be imprisoned for a fixed term of four years, with not more than four years added for aggravating circumstances, or not more than two years subtracted for mitigating circumstances.

Class D Felony – An offense whereby a person convicted of this felony shall be imprisoned for a fixed term of one and one-half years, with not more than one and one-half years added for aggravating circumstances, or not more than one year subtracted for mitigating circumstances.

Class 1 Felony – An offense whereby a person convicted of this felony shall be imprisoned with a sentence range of 20-40 years, with not more than twenty years added as a habitual offender enhancement.

Class 2 Felony – An offense whereby a person convicted of this felony shall be imprisoned with a sentence range of 10-30 years, with not more than twenty years added as a habitual offender enhancement.

Class 3 Felony – An offense whereby a person convicted of this felony shall be imprisoned with a sentence range of 3-16 years, with not more than twenty years added as a habitual offender enhancement.

Class 4 Felony – An offense whereby a person convicted of this felony shall be imprisoned with a sentence range of 2-12 years, with not more than twenty years added as a habitual offender enhancement.

Class 5 Felony – An offense whereby a person convicted of this felony shall be imprisoned with a sentence range of 1-6 years, with not more than six years added as a habitual offender enhancement.

Class 6 Felony – An offense whereby a person convicted of this felony shall be imprisoned with a sentence range of 0.5-2.5 years, with not more than six years added as a habitual offender enhancement.

Contracted Beds - Those offenders who have been committed to the Indiana Department of Correction, but are housed in a local work release facility under contract of a 3rd party provider.

County Jail "Back-ups" (Jail Bed Count) – Those offenders who have been committed to the Indiana Department of Correction, but are housed in a county jail until they can be transferred to a Department of Correction intake facility. The county receives \$35.00 per day, per offender, to house these offenders.

Ending Count – The number of offenders physically present at the end of the day (ie, 2400:00 hours).

Felon – A person convicted in any jurisdiction who might have been imprisoned for more than one year.

Murder - An offense whereby a person convicted of this felony shall be imprisoned for a fixed term of fifty-five years, with not more than ten years added for aggravating circumstances, or not more than ten years subtracted for mitigating circumstances.

Definitions Continued

Operational Capacity – The total bed capacity of the facility. The capacity of a facility is the number of beds authorized for safe and efficient operation of the facility.

Pre-Dispositional – An individual ordered by the Court to the Indiana Department of Correction for evaluation prior to sentencing.

Release – The means by which an offender leaves the custody or jurisdiction of the Indiana Department of Correction. For this report, with the exception of an escape, this does not include a temporary absence.

Safekeeper – An individual whom the Court has determined to be in imminent danger of serious bodily injury or death, or who represents a substantial threat to the safety of others, and whom the Court has ordered to the Indiana Department of Correction for custody and security control.

Maximum Level Facilities – Maximum security facilities have very restrictive security measures and housing is celled space.

Medium Level Facilities – Medium security facilities have moderate degree of security measures and housing consists of dormitories and celled space.

Minimum Level Facilities – Minimum Security Facilities have the least restrictive security measures and housing is dormitory style. Also included as minimum security are work release program offenders who leave the facility for outside employment but return nightly.

Intake Facilities – Intake facilities are designated to receive newly committed adult offenders. During the intake process each offender is evaluated through interviews, reports and diagnostic tests. This evaluation forms the basis of the offenders' facility and program assignment.

Secure Housing Units – Denotes maximum control with the most restrictive security measures in place.

Vacancy – The number of beds available for assignment.

Juvenile Diagnostic/Walkthrough – A Juvenile court can order a youth to the Department of Correction to be temporarily committed for not more than 14 days (excluding Saturdays, Sundays and Legal holidays) for the purpose of an evaluation. The youth must be adjudicated delinquent and the order has to be prior to disposition. The department will send a report to the court of the written findings.

Indiana Department of Correction Population Summary

- There were 23,831 adult male offenders (including 240 county jail “back-ups” and 86 in contracted beds) on April 01, 2018. This population is 3% below operational bed capacity for general population.
- There were 2,493 adult female offenders (including 55 county jail “back-ups” and 24 in contracted beds) on April 01, 2018. This population is 7% below the operational bed capacity.
- There were 395 juvenile male offenders in the Department’s facilities on April 01, 2018. This population is 45% below the operational bed capacity.
- There were 48 juvenile female offenders in the Department’s facilities on April 01, 2018. This population is 19% below the operational bed capacity.
- There were 6,351 adult males on parole in Indiana (5,861 Indiana parolees and 490 other jurisdiction parolees) on April 01, 2018.
- There were 676 adult females on parole in Indiana (624 Indiana parolees and 52 other jurisdiction parolees) on April 01, 2018.
- There were 1055 adults admitted to IDOC (904 male and 131 female) and 988 adults released from IDOC (846 male and 142 female) in March 2018.
- There were 47 juveniles admitted to IDOC (41 male and 6 female) and 44 juveniles released from IDOC (41 male and 3 female) in March 2018.

**Indiana Department of Correction
Human Resource Report**

March 31, 2018

ADULT FACILITIES

Facility	Total Staff*	Custody Staff	Non-Custody	Vacancies	Hires - Rehires	Retired - Terminated	Inter-Agency		Contract/Vendor		
							In	Out	Aramark	Health	Education
Branchville Correctional Facility	254	178	76	20	6	7	0	0	6	31	7.0
Chain O'Lakes Correctional Facility	27	20	7	3	0	1	0	0	4	3	0.0
Correctional Industrial Facility	309	241	68	60	12	5	0	0	16	30	4.3
Edinburgh Correctional Facility	65	52	13	5	0	1	0	0	6	5	0.0
Indiana State Prison/Lakeside	495	384	111	72	19	13	0	0	24	44	5.0
Indiana Women's Prison	175	115	60	22	9	14	0	0	6	27	5.8
Madison Correctional Facility	199	138	61	55	2	7	3	1	7	24	5.0
Miami Correctional Facility	484	375	109	70	13	13	1	1	32	55	11.0
New Castle Correctional Facility**	441	304	137	111	0	0	0	0	30	61	19.0
Pendleton Correctional Facility	452	335	117	69	13	21	2	1	18	51	1.8
Plainfield Correctional Facility	345	254	91	49	8	4	0	0	30	42	10.0
Putnamville Correctional Facility	473	362	111	49	19	10	1	0	24	41	11.0
Reception-Diagnostic Center	215	168	47	32	2	4	0	0	0	29	0.0
Rockville Correctional Facility	236	167	69	29	3	5	0	0	15	36	9.0
South Bend Comm. Re-Entry Center	32	21	11	10	2	4	0	0	4	2	0.0
Heritage Trail DOC Staff	19	0	19	3	0	0	0	0	0	11	10.0
Heritage Trail GEO Staff**	138	96	42	22	0	0	0	0	2	11	0.0
Wabash Valley Correctional Facility	596	470	126	51	12	7	1	0	29	54	7.0
Westville Correctional Facility	655	493	162	114	29	21	0	0	42	70	13.5
Total	5,610	4,173	1,437	846	149	137	8	3	295	627	119.4

JUVENILE FACILITIES

Facility	Total Staff*	Custody Staff	Non-Custody	Vacancies	Hires - Rehires	Retired - Terminated	Inter-Agency		Contract/Vendor		
							In	Out	Aramark	Health	Education
Camp Summit	60	42	18	5	1	0	0	0	5	6	3.0
Logansport Intake/North Central	172	119	53	14	4	5	1	1	6	15	3.0
Pendleton Juvenile Correctional	251	174	77	42	4	10	0	0	9	15	4.0
Total	483	335	148	61	9	15	1	1	20	36	10.0

ADMINISTRATIVE

Central Office***	Total	515	184	331	56	0	2	0	0	0	0	1.5
-------------------	--------------	-----	-----	-----	----	---	---	---	---	---	---	-----

TOTALS

STATE EMPLOYEE TOTAL	6,029	4,292	1,737	830	158	154	9	4	0	0	0
CONTRACT EMPLOYEE TOTAL	1,688	400	1,288	133	0	0	0	0	315	663	131
GRAND TOTAL	7,717	4,692	3,025	963	158	154	9	4	315	663	131

* Total Active Staff does not include those on disability, suspension, or leave with pay.

** New Castle Correctional Facility and Heritage Trail are privately contracted institutions. Their hire/rehire and termination/reire data is not provided to DOC.

*** Includes Technology Services Division, PEN Products, Staff Development and Training, and the Parole Division (counted as Custody Staff)

Note: Total staff, custody staff, non-custody staff, and vacancy data are as of the end of the month.

Hires and re-hires, retirements and terminations, intra-agency transfer in and transfer out are the total number of actions for the month.

Source: DOC Human Resource



Offender Statistics



Indiana Department of Correction
Table 1
Offender Population & Vacancy Numbers, by Facility Security Level
April 1, 2018

Minimum Security - Adult MALE

	March Ending Count	General Population Vacancies	Programs & Treatment Vacancies	Segregation & Infirmery Vacancies	Down Beds	Held Beds
Chain O'Lakes	122	7	0	0	0	0
Edinburgh	300	44	0	0	0	0
Miami - MCA	201	2	0	0	0	1
New Castle - NCA	163	41	0	0	0	0
Pendleton - IRO	207	10	0	0	0	3
Westville - WCA	351	10	0	0	14	4
Wabash Valley - WVA	144	54	0	0	0	0
Total	1,488	168	0	0	14	8

Re-Entry & Work Release - Adult MALE

Bartholomew Co. Re-Entry	7	3	0	0	0	0
Chain O'Lakes Re-Entry	7	0	0	0	0	0
Duvall Center Re-Entry	20	20	0	0	0	0
Lake Co. Re-Entry	3	7	0	0	0	0
South Bend Re-Entry	144	25	0	0	0	3
VOA/Hope Hall Re-Entry	17	3	0	0	0	0
Starke Co. PI - TC	39	0	9	0	0	0
Total	237	58	9	0	0	3

Medium Security - Adult MALE

	March Ending Count	General Population Vacancies	Programs & Treatment Vacancies	Segregation & Infirmery Vacancies	Down Beds	Held Beds
Branchville	1,316	105	61	3	0	0
Correctional Industrial	1,418	15	2	8	0	6
Indiana State Prison ISO	289	94	0	0	2	0
Plainfield	1,500	25	2	9	156	4
Putnamville	2,146	35	1	2	326	0
Heritage Trail	857	5	0	0	0	6
Westville	2,328	102	131	41	310	29
New Castle	2,389	8	5	16	0	13
Total	12,243	389	202	79	794	58

Table 1 (Cont.)

Maximum Security - Adult MALE

	March Ending Count	General Population Vacancies	Programs & Treatment Vacancies	Segregation & Infirmery Vacancies	Down Beds	Held Beds
Miami	2,927	40	3	1	5	8
Indiana State Prison	1,954	48	24	10	15	16
Pendleton	1,404	19	8	8	6	4
Pendleton Treatment Unit	157	0	52	0	5	0
ISR Secure Housing Unit	65	0	0	1	2	1
Reception Diag. Center	632	15	0	0	48	0
New Castle Annex	431	14	0	27	13	1
New Castle Mental Health	117	0	9	0	0	2
WCU Secure Housing Unit	104	0	0	1	3	2
Wabash Valley	1,667	16	57	11	26	8
WVS Secure Housing Unit	165	0	0	25	26	0
Total	9,623	152	153	84	149	42

Minimum Security & Re-Entry - Adult FEMALE

	March Ending Count	General Population Vacancies	Programs & Treatment Vacancies	Segregation & Infirmery Vacancies	Down Beds	Held Beds
Madison	564	98	0	0	0	0
Jefferson Co. Re-Entry	55	11	0	0	0	0
Crane House	22	23	0	0	0	0
Bartholomew Co. Re-Entry	0	10	0	0	0	0
Lake Co. Re-Entry	0	10	0	0	0	0
VOA/Evansville/Female	2	3	0	0	0	0
Total	643	155	0	0	0	0

Medium Security - Adult FEMALE

Rockville	992	9	31	9	0	0
Total	992	9	31	9	0	0

Maximum Security - Adult FEMALE
--

Women's Prison	597	8	22	0	0	4
Rockville Intake	206	6	0	0	0	0
Total	803	14	22	0	0	4

JAIL BED COUNT

Adult Male	240	N/A	N/A	N/A	N/A	N/A
Adult Female	55	N/A	N/A	N/A	N/A	N/A
Total	295					

Table 1 (Cont.)

JUVENILE OFFENDERS

Juvenile Male

	March Ending Count	General Population Vacancies	Programs & Treatment Vacancies	Segregation & Infirmery Vacancies	Down Beds	Held Beds
Logansport Juvenile Intake/Diagnostic Facility	29	55	0	8	0	0
North Central Juvenile Correctional Facility	152	22	0	0	0	0
Pendleton Juvenile Correctional Facility	214	160	0	10	0	7
Total	395	237	0	18	0	7

Juvenile Female

LaPorte Juvenile Correctional Facility	48	11	0	3	0	0
--	----	----	---	---	---	---

TOTALS

	March Ending Count	General Population Vacancies	Programs & Treatment Vacancies	Segregation & Infirmery Vacancies	Down Beds	Held Beds
GRAND TOTAL FOR ALL ADULT MALES (Includes Jail Bed Count and Contracted Beds)	23,831	767	364	163	957	111
TOTAL FOR ADULT MALES IDOC FACILITIES ONLY	23,505	734	355	163	957	111
GRAND TOTAL FOR ALL ADULT FEMALES (Includes Jail Bed Count and Contracted Beds)	2,493	178	53	9	0	4
TOTAL FOR ADULT FEMALES IDOC FACILITIES ONLY	2,414	121	53	9	0	4
TOTAL FOR JUVENILE MALES	395	237	0	18	0	7
TOTAL FOR JUVENILE FEMALES	48	11	0	3	0	0
GRAND TOTAL FOR THE DEPARTMENT (Includes Jail Bed Count and Contracted Beds)	26,767	1,193	417	193	957	122
GRAND TOTAL FOR THE DEPARTMENT (Excludes Jail Bed Count and Contracted Beds)	26,362	1,103	408	193	957	122

Sources: Planning Division Facility Body Count Report
 Planning Division Juvenile Daily Count Report
 OIS - Jail Bed Count
 Operational Support Services - Vacancy Report

Indiana Department of Correction
Table 2
Operational Capacity Compared to Population, by Facility
April 1, 2018

Minimum Security - Adult MALE

	February	March	March	March	Percent +/-
	Operational	Operational	Adjusted	Ending	
	Capacity	Capacity	Operational	Count	Capacity
			Capacity*		
Chain O'Lakes	129	129	129	122	-5%
Edinburgh	344	344	344	300	-13%
Miami - MCA	204	204	203	201	-1%
New Castle - NCA	204	204	204	163	-20%
Pendleton - IRO	220	220	217	207	-5%
Westville - WCA	379	379	361	351	-3%
Wabash Valley - WVA	198	198	198	144	-27%
Total	1,678	1,678	1,656	1,488	-10%

Re-Entry & Work Release - Adult MALE

Bartholomew Co. Re-Entry	10	10	10	7	-30%
Chain O'Lakes Re-Entry	7	7	7	7	0%
Duval Center Re-Entry	40	40	40	20	-50%
Lake Co. Re-Entry	10	10	10	3	-70%
South Bend Re-Entry	172	172	169	144	-15%
VOA/Hope Hall Re-Entry	20	20	20	17	-15%
Starke Co. PI - TC	<u>48</u>	<u>48</u>	39	39	<u>0%</u>
Total	307	307	295	237	-20%

Medium Security - Adult MALE

Branchville	1,485	1,485	1421	1,316	-7%
Correctional Industrial	1,449	1,449	1433	1,418	-1%
Indiana State Prison ISO	385	385	383	289	-25%
Plainfield	1,696	1,696	1525	1,500	-2%
Putnamville	2,510	2,510	2181	2,146	-2%
Heritage Trail	868	868	862	857	-1%
Westville	2,941	2,941	2430	2,328	-4%
New Castle	<u>2,431</u>	<u>2,431</u>	2397	2,389	<u>0%</u>
Total	13,765	13,765	12,632	12,243	-3%

Table 2 (Cont.)

Maximum Security - Adult MALE					
	February	March	March	March	Percent +/-
	Operational	Operational	Adjusted	March	
	Capacity	Capacity	Operational	Ending	Capacity
			Capacity*	Count	
Miami	2,984	2984	2967	2,927	-1%
Indiana State Prison	2,067	2067	2002	1,954	-2%
Pendleton	1,449	1449	1423	1,404	-1%
Pendleton Treatment Unit	214	214	157	157	0%
ISR Secure Housing Unit	69	69	65	65	0%
Reception Diag. Center	695	695	647	632	-2%
New Castle Annex	486	486	445	431	-3%
New Castle Mental Health	128	128	117	117	0%
WCU Secure Housing Unit	110	110	104	104	0%
Wabash Valley	1,785	1785	1683	1,667	-1%
WVS Secure Housing Unit	<u>216</u>	<u>216</u>	165	165	<u>0%</u>
Total	10,203	10,203	9,775	9,623	-2%

Minumum Security & Re-Entry - Adult FEMALE					
Madison	662	662	662	564	-15%
Jefferson Co. Re-Entry	66	58	66	55	-17%
Crane House	45	45	45	22	-51%
Bartholomew Co. Re-Entry	10	10	10	0	-100%
Lake Co. Re-Entry	10	10	10	0	-100%
VOA/Evansville/Female	<u>5</u>	<u>5</u>	5	2	-60%
Total	798	790	798	643	-19%

Medium Security - Adult FEMALE					
Rockville	<u>1,041</u>	<u>1,041</u>	<u>1001</u>	992	-1%
Total	1,041	1,041	1,001	992	-1%

Maximum Security - Adult FEMALE					
Women's Prison	631	631	605	597	-1%
Rockville Intake	<u>212</u>	<u>212</u>	212	206	-3%
Total	843	843	817	803	-2%

JAIL BED COUNT**					
Adult Male	200	240	240	240	0%
Adult Female	<u>31</u>	<u>55</u>	<u>55</u>	<u>55</u>	<u>0%</u>
Total	231	295	295	295	0%

JUVENILE OFFENDERS					
Juvenile Male					
Logansport Juvenile Intake/Diagnostic Facility	92	92	84	29	-65%
North Central Juvenile Correctional Facility	174	174	174	152	-13%
Pendleton Juvenile Correctional Facility	<u>391</u>	<u>391</u>	374	214	<u>-43%</u>
Total	657	657	718	395	-45%

Table 2 (Cont.)

Juvenile Female

	February Operational Capacity	March Operational Capacity	March Adjusted Operational Capacity*	March Ending Count	Percent +/- Capacity
LaPorte Juvenile Correctional Facility	62	62	59	48	-19%

TOTALS

	February Operational Capacity	March Operational Capacity	March Adjusted Operational Capacity*	March Ending Count	Percent +/- Capacity
GRAND TOTAL FOR ALL ADULT MALES (Includes Jail Bed Count and Contracted Beds)	26,172	26,193	24,598	23,831	-3%
TOTAL FOR ADULT MALES IDOC FACILITIES ONLY	25,825	25,825	24,239	23,505	-3%
GRAND TOTAL FOR ALL ADULT FEMALES (Includes Jail Bed Count and Contracted Beds)	2,710	2,729	2,671	2,493	-7%
TOTAL FOR ADULT FEMALES IDOC FACILITIES ONLY	2,604	2,604	2,546	2,414	-5%
TOTAL FOR JUVENILE MALES	657	657	718	395	-45%
TOTAL FOR JUVENILE FEMALES	62	62	59	48	-19%
GRAND TOTAL FOR THE DEPARTMENT (Includes Jail Bed Count** and Contracted Beds)	29,601	29,641	28,046	26,767	-5%
GRAND TOTAL FOR THE DEPARTMENT (Excludes Jail Bed Count and Contracted Beds)	29,148	29,148	27,562	26,362	-4%

*Adjusted Operational Capacity includes Intake Beds and excludes Down, Held, and Segregation/Infirmary, and Program/Treatment Hold Beds.

**Jail Bed Counts - IDOC offender Jail Bed holding is demand-based, therefore Jail Bed Percent Capacity is always 0%. Jail Bed Operational Capacity is determined by each county's availability and fluctuates from month to month.

Sources: Planning Division Facility Body Count Report
 Planning Division Juvenile Daily Count Report
 OIS - Jail Bed Count
 Operational Support Services - Vacancy Report

Indiana Department of Correction
Table 3
Facility Population on the First Day of Each Month
(Excludes County Jail "Back-ups" & Contracted Beds)

<u>2017</u>	<u>Adult Male</u>	<u>Adult Female</u>	<u>Juvenile Male</u>	<u>Juvenile Female</u>	<u>Total</u>
January	22,939	2,106	364	45	25,454
February	22,847	2,132	359	39	25,377
March	22,893	2,142	352	38	25,425
April	23,034	2,150	368	37	25,589
May	22,982	2,164	385	35	25,566
June	23,001	2,207	378	36	25,622
July	23,056	2,216	402	38	25,712
August	23,101	2,224	391	36	25,752
September	23,231	2,292	385	35	25,943
October	23,379	2,305	382	36	26,102
November	23,290	2,331	357	33	26,011
December	23,583	2,315	369	38	26,305
<u>2018</u>	<u>Adult Male</u>	<u>Adult Female</u>	<u>Juvenile Male</u>	<u>Juvenile Female</u>	<u>Total</u>
January	23,290	2,345	354	40	26,029
February	23,273	2,356	372	47	26,048
March	23,364	2,395	394	45	26,198
April	23,505	2,414	395	48	26,362

Source: Research Division Juvenile Daily Count Report

Indiana Department of Correction
Table 4
Parole Caseload on April 01, 2018

<u>Parole District</u>	Indiana Parolees		Other Jurisdiction		<u>Total</u>
	<u>Adult Male</u>	<u>Adult Female</u>	<u>Adult Male</u>	<u>Adult Female</u>	
	<i>Interstate Compact (PD0)*</i>	427	54	490	
	<u>District Supervision Breakdown as follows:</u>				
Re-Entry Parole (PD1)	346	52	28	4	430
Fort Wayne (PD2)	668	71	46	2	787
Indianapolis (PD3)	1486	137	78	6	1,707
Evansville (P4A)	407	30	44	6	487
Terre Haute (P4B)	495	50	26	5	576
Bloomington (PD5)	300	29	28	3	360
Gary (PD6)	549	38	71	9	667
New Castle (PD7)	582	85	42	4	713
South Bend (PD8)	728	65	85	7	885
Madison (PD9)	300	67	42	6	415
Total	6,288	678	490	52	7,508

Total Parole Population on the First Day of Each Month

<u>Calendar Year 2018</u>	Indiana Parolees		Other Jurisdiction		<u>Total</u>
	<u>Adult Male</u>	<u>Adult Female</u>	<u>Adult Male</u>	<u>Adult Female</u>	
January	6,398	686	482	62	7,628
February	6,398	686	513	58	7,655
March	6,327	687	514	55	7,583
April	6,288	678	490	52	7,508

* Includes Indiana parolees who are serving their parole in another state, as well as offenders from other States being supervised in Indiana (Interstate Compact)

Sources: Juvenile Services
Parole Division



Adult Offender Statistics



Indiana Department of Correction
Table 5
Monthly Admissions and Releases- Adult Offenders
(Includes County Jail "Back-ups" & Contracted Beds)
March 2018

Admissions	Male	Female	Total
New Commitments	431	71	502
Parole Violators - New Commits	38	2	40
Parole Violators - Technical	153	20	173
Unsentenced (Safekeepers)	6	0	6
Return from Esc - Sec/NonSec Facility	0	0	0
Return from Escape - Non-Secure Facility	0	0	0
Return from Escape - CTP Absconds	1	0	1
Court Supervision Violators - New Commits	118	24	142
Court Supervision Violators - Technical	134	34	168
Return from CTP - New Commits	0	0	0
Return from CTP - Technical	23	0	23
Unknown (Missing Data)	0	0	0
Total Admissions	904	151	1055

Releases	Male	Female	Total
Parole	459	58	517
Probation	214	50	264
Escape Secure Facility	0	0	0
Walk-Away - Non-Secure Facility	5	1	6
Discharged	57	9	66
Unsentenced Discharged	0	0	0
Other (i.e. Death)	5	0	5
Community Transition Program (CTP)	102	24	126
CTP Absconds	4	0	4
Unknown (Missing Data)	0	0	0
Total Releases	846	142	988

Of the 431 new commitments of male felons, 205 (47.6%) had a prior commitment.

Of the 71 new commitments of female felons, 21 (29.6%) had a prior commitment.

Effective July 1, 1998, misdemeanants are to be committed to DOC only under special circumstances (IC 11-12-6)

Sources: SAS-prsadm8.pgm, SAS - prisrel8.pgm

**Indiana Department of Correction
Table 6
New Admissions by County of Commitment - Adult Offenders**

March 2018														March 2018														
County	Felony Level													County	Felony Level													
	Murder	FA	FB	FC	FD	F1	F2	F3	F4	F5	F6	Other*	Total		Murder	FA	FB	FC	FD	F1	F2	F3	F4	F5	F6	Other*	Total	
Adams	0	0	0	0	0	0	0	1	0	0	0	0	1	Madison	0	0	4	3	0	0	2	2	4	9	8	0	32	
Allen	1	0	1	1	0	3	2	6	11	26	5	0	56	Marion	5	4	15	6	1	1	7	24	23	64	2	0	152	
Bartholomew	0	0	1	1	0	0	0	0	0	4	1	0	7	Marshall	0	0	0	0	1	0	0	2	2	2	0	0	7	
Benton	0	0	0	0	0	0	0	2	1	0	0	0	3	Martin	0	0	0	0	0	0	1	1	0	0	3	0	5	
Blackford	0	0	0	0	0	0	0	0	0	3	0	0	3	Miami	0	0	1	0	0	0	0	0	1	1	0	0	3	
Boone	0	0	0	0	0	0	0	0	0	0	2	0	2	Monroe	0	0	0	0	0	0	0	1	0	2	0	0	3	
Brown	0	0	0	0	0	0	0	0	1	1	0	0	2	Montgomery	1	0	0	0	0	0	0	0	1	0	4	0	6	
Carroll	0	0	1	2	1	0	0	0	0	1	0	0	5	Morgan	0	1	1	0	0	0	0	0	1	0	0	0	3	
Cass	0	0	1	0	0	0	0	1	4	5	2	0	13	Newton	0	0	0	0	0	0	0	0	0	0	1	0	1	
Clark	0	0	1	0	0	0	0	1	3	4	0	0	9	Noble	0	0	0	0	0	0	0	0	2	2	2	0	6	
Clay	0	0	0	0	0	0	0	1	2	2	0	0	5	Ohio	0	0	1	1	0	0	0	0	0	1	0	0	3	
Clinton	1	0	0	1	1	0	0	0	0	4	2	0	9	Orange	0	1	0	1	0	0	0	1	1	1	0	0	5	
Crawford	0	0	0	0	0	0	0	0	1	0	0	0	1	Owen	0	0	0	0	0	0	0	0	0	1	0	0	1	
Daviess	0	0	0	0	0	0	0	0	2	2	0	0	4	Parke	0	0	0	0	0	0	1	0	0	0	0	0	1	
Dearborn	0	0	2	1	0	0	0	2	0	5	0	0	10	Perry	0	0	0	1	0	0	0	0	0	0	0	0	1	
Decatur	1	0	0	3	0	0	0	0	1	4	2	0	11	Pike	0	0	0	0	0	0	0	0	1	1	0	0	2	
DeKalb	0	0	0	0	0	0	1	1	1	1	0	0	4	Porter	0	0	0	0	0	1	0	2	0	4	1	0	8	
Delaware	0	0	0	2	0	1	0	3	2	1	0	0	9	Posey	0	0	0	0	0	0	1	0	2	2	0	0	5	
Dubois	0	1	1	0	0	1	1	0	1	2	0	0	7	Pulaski	0	0	0	0	0	0	0	0	0	0	0	0	0	0
Elkhart	1	1	2	1	1	0	3	3	2	6	3	0	23	Putnam	0	0	0	0	0	0	0	0	0	1	0	0	1	
Fayette	0	0	0	0	0	0	0	0	1	1	0	0	2	Randolph	0	0	0	0	0	0	0	0	0	1	0	0	1	
Floyd	0	0	0	0	0	0	0	0	1	0	0	0	1	Ripley	0	0	0	1	0	0	1	0	0	3	4	0	9	
Fountain	0	0	1	0	0	0	0	0	0	0	0	0	1	Rush	0	0	1	0	0	0	0	0	1	0	1	0	3	
Franklin	0	0	0	1	2	0	0	1	0	0	1	0	5	St. Joseph	0	0	2	2	1	1	0	2	3	6	2	0	19	
Fulton	0	0	0	0	2	0	0	1	1	0	1	0	5	Scott	0	0	0	1	0	0	1	1	3	5	1	0	12	
Gibson	0	0	0	0	0	0	3	1	1	1	0	0	6	Shelby	0	0	0	2	0	0	0	1	1	2	1	0	7	
Grant	0	0	0	0	0	2	0	1	3	4	1	0	11	Spencer	0	0	0	0	0	0	0	1	1	0	0	0	2	
Greene	1	0	0	0	0	0	0	1	4	1	0	0	7	Starke	0	0	0	0	0	0	0	0	0	0	0	0	0	0
Hamilton	0	1	1	0	1	0	0	2	0	3	3	0	11	Steuben	0	0	0	0	0	0	0	0	0	2	0	0	2	
Hancock	0	0	0	0	0	0	0	2	1	2	0	0	5	Sullivan	0	0	0	0	0	0	0	0	0	0	0	0	0	0
Harrison	0	0	1	0	0	0	0	0	0	1	0	0	2	Switzerland	0	0	0	0	0	0	0	1	0	0	1	0	2	
Hendricks	0	0	1	1	0	1	0	3	2	1	0	0	9	Tippecanoe	0	0	4	3	0	1	2	2	1	6	3	1	23	
Henry	0	1	3	0	0	0	0	0	0	6	3	0	13	Tipton	0	0	0	0	2	0	0	0	0	0	0	0	2	
Howard	0	0	0	0	0	0	0	0	4	4	0	0	8	Union	0	0	0	0	0	0	0	0	0	0	0	0	0	0
Huntington	0	1	1	0	0	0	1	0	0	1	1	0	5	Vanderburgh	0	0	2	0	1	0	1	2	7	17	12	0	42	
Jackson	0	1	0	0	0	0	1	4	1	2	0	0	9	Vermillion	0	0	0	0	0	0	0	0	0	0	2	0	2	
Jasper	0	0	0	0	1	1	0	0	0	0	0	0	2	Vigo	1	2	0	0	0	1	5	1	2	7	2	0	21	
Jay	0	0	1	0	0	0	0	0	0	2	0	0	3	Wabash	0	0	1	0	0	0	0	0	2	4	0	0	7	
Jefferson	0	0	0	0	0	0	0	0	1	3	0	0	4	Warren	0	0	1	0	0	0	0	0	1	0	0	0	2	
Jennings	0	0	0	0	0	0	0	0	1	0	2	0	3	Warrick	0	0	1	0	0	0	0	0	2	0	0	0	3	
Johnson	0	0	2	1	0	0	2	2	7	10	7	0	31	Washington	0	0	2	0	0	0	0	2	0	4	1	0	9	
Knox	0	0	1	0	0	1	0	0	0	1	0	0	3	Wayne	0	0	0	0	0	1	1	0	3	0	0	0	5	
Kosciusko	0	0	1	0	0	0	0	0	1	5	2	0	9	Wells	0	0	0	1	0	1	0	0	4	4	1	0	11	
LaGrange	0	0	0	1	1	0	0	0	1	0	0	0	3	White	0	0	0	0	0	0	0	0	0	0	0	0	0	0
Lake	0	0	1	1	0	0	1	0	1	10	1	0	15	Whitley	0	0	1	0	0	0	0	0	1	5	0	0	7	
LaPorte	0	0	0	1	0	0	0	3	3	5	0	0	12	Unknown	0	0	0	0	0	0	0	0	0	0	0	0	4	4
Lawrence	0	0	0	0	0	0	0	0	3	0	0	0	3	Totals	12	14	61	40	16	16	38	89	136	294	91	5	812	

Data based on Most Serious Offense and includes only New- and Rec commitments.

Parole violators are not included.

**Other* may include missing, habitual offense, contempt of court, or misdemeanor.

***Unknown* represents offenders who were sentenced to DOC, but County of Commitment data was unavailable.

Source: Prsadm7.pgm

**Indiana Department of Correction
Table 7**

Release Type by County of Commitment - Adult Offenders

March 2018

County	Release Type				Total	County	Release Type				Total
	Parole	Probation	Discharged	CTP			Parole	Probation	Discharged	CTP	
Adams	2	1	0	1	4	Madison	19	10	2	6	37
Allen	25	9	3	15	52	Marion	166	48	15	29	258
Bartholomew	3	1	0	3	7	Marshall	1	1	1	1	4
Benton	0	0	0	0	0	Martin	1	1	0	0	2
Blackford	0	1	1	0	2	Miami	2	0	1	0	3
Boone	3	0	3	0	6	Monroe	4	2	0	2	8
Brown	0	0	0	0	0	Montgomery	10	1	1	0	12
Carroll	1	1	1	1	4	Morgan	4	1	0	0	5
Cass	1	2	0	0	3	Newton	0	0	0	0	0
Clark	0	1	0	0	1	Noble	3	2	0	0	5
Clay	2	1	0	0	3	Ohio	0	1	0	0	1
Clinton	6	2	0	3	11	Orange	4	0	1	0	5
Crawford	1	0	0	0	1	Owen	0	0	0	0	0
Daviess	2	2	0	0	4	Parke	0	1	0	0	1
Dearborn	5	7	0	0	12	Perry	4	0	0	0	4
Decatur	3	0	1	1	5	Pike	1	0	0	0	1
DeKalb	1	1	1	0	3	Porter	6	3	1	0	10
Delaware	10	8	1	2	21	Posey	0	1	0	0	1
Dubois	0	1	0	1	2	Pulaski	1	1	0	1	3
Elkhart	13	13	2	7	35	Putnam	3	0	3	0	6
Fayette	3	0	1	4	8	Randolph	0	0	0	3	3
Floyd	7	4	0	1	12	Ripley	3	1	0	0	4
Fountain	0	1	1	0	2	Rush	4	2	1	1	8
Franklin	1	2	0	0	3	St. Joseph	18	8	0	5	31
Fulton	3	1	0	0	4	Scott	3	2	1	0	6
Gibson	3	0	0	0	3	Shelby	6	6	2	1	15
Grant	5	7	2	2	16	Spencer	3	1	0	1	5
Greene	1	3	0	0	4	Starke	1	0	0	2	3
Hamilton	10	5	0	0	15	Steuben	2	1	0	1	4
Hancock	3	2	0	0	5	Sullivan	0	0	0	0	0
Harrison	2	3	2	0	7	Switzerland	2	0	0	0	2
Hendricks	7	1	0	1	9	Tippecanoe	4	15	1	3	23
Henry	1	5	0	0	6	Tipton	2	0	0	0	2
Howard	5	4	2	1	12	Union	1	0	0	0	1
Huntington	3	6	1	0	10	Vanderburgh	21	5	4	8	38
Jackson	3	2	0	1	6	Vermillion	1	0	0	0	1
Jasper	1	1	0	0	2	Vigo	9	6	1	0	16
Jay	4	4	0	0	8	Wabash	5	6	2	0	13
Jefferson	3	3	1	0	7	Warren	0	0	0	0	0
Jennings	5	3	0	0	8	Warrick	0	0	0	1	1
Johnson	6	6	3	0	15	Washington	1	5	0	1	7
Knox	1	1	0	1	3	Wayne	12	1	0	2	15
Kosciusko	1	3	0	0	4	Wells	2	0	0	1	3
LaGrange	0	1	0	0	1	White	2	0	0	0	2
Lake	22	5	1	9	37	Whitley	2	1	0	0	3
LaPorte	6	5	1	1	13	Unknown	0	0	1	0	1
Lawrence	1	2	1	2	6	Totals	518	264	67	126	975

This data excludes Temporary Moves, Safekeepers, Predispositions, Escapes, Deaths, releases from CTP and releases from Out of State Parole.

*"Unknown" represents offenders who were sentenced to DOC, but County of Commitment data was unavailable.

Source: prisrel7.pgm

Indiana Department of Correction
Table 8
The Number of Department of Correction Offenders
Held in County Jails*
April 01, 2018

<u>County</u>	<u>Adult Male</u>	<u>Adult Female</u>	<u>County</u>	<u>Adult Male</u>	<u>Adult Female</u>	<u>County</u>	<u>Adult Male</u>	<u>Adult Female</u>
Adams	0	0	Hendricks	1	0	Pike	0	0
Allen	15	1	Henry**	1	1	Porter	4	0
Bartholomew	3	1	Howard	2	0	Posey	0	0
Benton	0	0	Huntington	2	1	Pulaski**	0	0
Blackford**	0	0	Jackson	3	1	Putnam**	0	1
Boone	1	0	Jasper	1	0	Randolph	1	0
Brown	0	0	Jay	0	2	Ripley	1	1
Carroll	2	0	Jefferson	1	0	Rush	0	0
Cass	1	0	Jennings	2	0	St. Joseph	20	3
Clark	5	1	Johnson	6	12	Scott	6	1
Clay	5	0	Knox**	0	0	Shelby	8	2
Clinton	4	0	Kosciusko	7	1	Spencer**	1	0
Crawford**	0	0	LaGrange	0	0	Starke	1	0
Daviess	0	0	Lake	15	1	Steuben	1	0
Dearborn	0	1	LaPorte	3	0	Sullivan	1	0
Decatur	1	0	Lawrence	1	0	Switzerland	1	0
DeKalb	1	0	Madison	8	0	Tippecanoe	5	0
Delaware	1	0	Marion	21	7	Tipton	0	0
Dubois	2	0	Marshall	1	1	Union	0	0
Elkhart	12	5	Martin	3	0	Vanderburgh	16	3
Fayette	0	1	Miami	3	0	Vermillion	0	0
Floyd	3	0	Monroe	1	0	Vigo	1	1
Fountain	0	0	Montgomery	0	1	Wabash	1	0
Franklin	0	0	Morgan	1	0	Warren	0	0
Fulton	1	0	Newton	0	0	Warrick	1	0
Gibson	0	0	Noble	5	0	Washington	0	0
Grant	5	1	Ohio	0	0	Wayne	8	0
Greene	1	0	Orange**	1	0	Wells**	5	3
Hamilton	2	1	Owen	2	0	White	0	0
Hancock	1	0	Parke	1	0	Whitley	0	0
Harrison**	0	0	Perry	0	0	Total	240	55

* Data is based on known frequencies reported by the counties; some county data may be missing

** County Jail Substance Abuse Programs

Source: Offender Movement□

Indiana Department of Correction
Table 9
Community Transition Program
Average Daily Populations

<u>Month</u>	<u>2014</u>	<u>2015</u>	<u>2016</u>	<u>2017</u>	<u>2018</u>
January	521	457	518	465	392
February	511	442	480	475	402
March	492	468	492	475	411
April	470	529	518	481	
May	496	549	499	487	
June	504	539	469	481	
July	494	539	491	445	
August	475	559	496	421	
September	479	538	509	400	
October	484	564	478	385	
November	482	528	470	389	
December	<u>475</u>	<u>522</u>	<u>461</u>	<u>372</u>	
YEARLY AVERAGE	490	519	490	440	402

Source: CTP Database and OIS Warmbody

Indiana Department Of Correction
Table 10
Community Transition Program
March 2018 Release Information (Felony Level A-D)

Total number of offenders eligible to be released =		290
Felony A and B total =	193	
Felony C total =	77	
Felony D total =	15	
Murder =	5	
Total number of offenders transitioned to counties for CTP =		57
By default (lack of response from judge)		
Felony A or B =	0	
Felony C =	10	
Felony D =	1	
By approval by court order from judge		
Felony A or B =	33	
Felony C =	10	
Felony D =	2	
Murder =	1	
Total number of offenders transitioned to counties then returned to DOC due to refusal (court ordered denial upon receipt of offender) =		0
Total number of court ordered denials =		146
Felony A or B =	85	
Felony C =	48	
Felony D =	11	
Murder =	2	
Total number of Felony A or B, or Murder denials by default (no response from judge) =		58
Total number of offenders who became ineligible after eligibility determined but prior to CTP commencement date (reasons include change in Earliest Possible Release Date, change in warrant status, released to probation or to parole, other miscellaneous) =		29
Felony A or B =	19	
Felony C =	9	
Felony D =	1	
Murder =	0	

Indiana Department Of Correction
Table 10
Community Transition Program
March 2018 Release Information (Felony Level 1-6)

Total number of offenders eligible to be released =	195
Felony 1 and 2 total =	1
Felony 3 and 4 total =	61
Felony 5 and 6 total =	133
Total number of offenders transitioned to counties for CTP =	57
By default (lack of response from judge)	
Felony 1 and 2 total	0
Felony 3 and 4 total	0
Felony 5 and 6 total	10
By approval by court order from judge	
Felony 1 and 2 total	1
Felony 3 and 4 total	15
Felony 5 and 6 total	31
Total number of offenders transitioned to counties then returned to DOC due to refusal (court ordered denial upon receipt of offender) =	0
Total number of court ordered denials =	106
Felony 1 and 2 total =	0
Felony 3 and 4 total =	33
Felony 5 and 6 total =	73
Total number of Felony 1 or 2 denials by default (no response from judge) =	0
Total number of offenders who became ineligible after eligibility determined but prior to CTP commencement date (reasons include change in Earliest Possible Release Date, change in warrant status, released to probation or to parole, other miscellaneous) =	21
Felony 1 and 2 total =	0
Felony 3 and 4 total =	2
Felony 5 and 6 total =	19

Indiana Department of Correction
 Table 11
 Total Number of Felony Offenses
 Committed to the Indiana Department of Correction

March 2018

Felony Level	Primary Offense	Secondary Offense	Mar-18		This Calendar Year	
			SEX		SEX	
			F	M	F	M
Murder	Murder (35-42-1-1)		3	11	4	28
Murder Total			3	11	4	28

Felony Level	Primary Offense	Secondary Offense	Mar-18		This Calendar Year	
			SEX		SEX	
			F	M	F	M
A Felony	Burglary (35-43-2-1)		-	1	-	1
	Child Molesting (35-42-4-3)		-	11	6	32
	Dealing Cocaine or Narcotic Drug (35-48-4-1)		-	2	1	9
	Dealing Methamphetamine (35-48-4-1.1)		2	1	3	4
	Dealing Sched I, II, or III Cntrld Sub (35-48-4-2)		-	2	-	5
	Possession of Cocaine or Narcotic Drug (35-48-4-6)		-	1	-	1
	Robbery (35-42-5-1)		-	1	-	1
	Voluntary Manslaughter (35-42-1-3)		1	-	1	-
B Felony Total			3	19	11	53

Felony Level	Primary Offense	Secondary Offense	Mar-18		This Calendar Year	
			SEX		SEX	
			F	M	F	M
B Felony	Aggravated Battery (35-42-2-1.5)		-	1	-	4
	Arson (35-43-1-1)		1	-	1	2
	Burglary (35-43-2-1)		1	20	4	53
	Carjacking (35-42-5-2)		-	1	-	2
	Child Molesting (35-42-4-3)		-	-	-	2
	Criminal Confinement (35-42-3-3)		-	2	-	7
	Dealing Cocaine or Narcotic Drug (35-48-4-1)		5	15	5	39
	Dealing Methamphetamine (35-48-4-1.1)		1	10	13	40
	Dealing Sched I, II, or III Cntrld Sub (35-48-4-2)		1	3	17	22
	Dealing Sched IV Cntrld Sub (35-48-4-3)		-	1	-	1
	Fail to Stop Accident w/Injury (9-26-1-1)		-	-	-	1
	Felon in Possession of a Firearm (35-47-4-5)		-	2	-	9
	Incest (35-46-1-3)		-	1	-	2
	Operating Vehicle Intoxicated/Death (9-30-5-5)		-	-	-	1
	Possession Methamphetamine (35-48-4-6.1)		-	-	-	4
	Possession of Cocaine or Narcotic Drug (35-48-4-6)		1	-	1	4
	Rape (35-42-4-1)		-	4	-	5
	Robbery (35-42-5-1)		-	6	-	38
	Security Fraud (23-19-5-1)		-	4	-	4
	Sexual Misconduct with a Minor (35-42-4-9)		-	8	3	11
	Stalking (35-45-10-5)		-	-	-	1
	Vicarious Sexual Gratification (35-42-4-5)		-	-	1	-
B Felony Total			10	78	45	252

Felony Level	Primary Offense	Secondary Offense	Mar-18		This Calendar Year	
			SEX		SEX	
			F	M	F	M
C Felony	Assisting a Criminal (35-44-3-2)		-	-	-	1
	Auto Theft, Receiving Stolen Parts (35-43-4-2.5)		-	2	-	2
	Battery (35-42-2-1)		-	1	1	8
	Battery by Bodily Waste (35-42-2-6)		-	-	-	1
	Burglary (35-43-2-1)		-	7	-	16
	Check Fraud (35-43-5-12)		-	-	-	1
	Child Exploitation (35-42-4-4)		-	1	-	1
	Child Molesting (35-42-4-3)		-	3	-	15
	Corrupt Business Influence (35-45-6-2)		-	3	-	4
	Criminal Confinement (35-42-3-3)		-	-	1	1
	Criminal Gang Enhancement (35-50-2-15)		-	-	-	1
	Criminal Recklessness (35-42-2-2)		-	3	-	4
	Dealing Marijuana, Hash Oil, or Hashish (35-48-4-10)		-	1	-	1
	Dealing Sched IV Controlled Substance (35-48-4-3)		1	1	1	4
	Dealing/Poss. Look-Alike Subs (35-48-4-4.6)		-	-	-	1
	Escape/Failure to Return (35-44-3-5)		-	1	-	2
	Failure to Register as a Sex Offender (11-8-8-17)		-	-	-	1
	Firearm w/in One Mile of School (35-47-2-1)		-	-	-	1
	Forgery (35-43-5-2)		4	8	11	18
	Fraud on Financial Institution (35-43-5-8)		-	1	-	2
	Handgun Violation (35-47-2-7)		-	1	-	1
	Intimidation (35-45-2-1)		-	3	-	4
	Maintain Common Nuisance (35-48-4-13)		-	-	-	1

Felony Level	Primary Offense	Secondary Offense	Mar-18		This Calendar Year	
			SEX		SEX	
			F	M	F	M
C Felony (cont'd)	Neglect of a Dependent (35-46-1-4)		-	-	1	4
	Non-Support of Dependent Child (35-46-1-5)		2	2	2	9
	Operating Vehicle w/Lifetime Suspension (9-30-10-17)		-	3	2	8
	Possession Methamphetamine (35-48-4-6.1)		1	1	4	1
	Possession of Cocaine or Narcotic Drug (35-48-4-6)		1	-	1	3
	Possession of Controlled Substance (35-48-4-7)		-	1	-	1
	Possession of Precursors (35-48-4-14.5)		-	-	1	1
	Possession/Use Legend Drug (16-42-19-27)		-	-	2	-
	Prisoner Poss. Dang Device/Material (35-44-3-9.5)		-	-	-	1
	Promoting Prostitution (35-45-4-4)		1	-	1	-
	Robbery (35-42-5-1)		-	5	-	12
	Sexual Misconduct with a Minor (35-42-4-9)		-	1	1	4
	Trafficking with an Inmate (35-44-3-9)		1	-	2	-
	Welfare Fraud (35-43-5-7)		-	-	1	-
C Felony Total			11	49	32	135

Felony Level	Primary Offense	Secondary Offense	Mar-18		This Calendar Year	
			SEX		SEX	
			F	M	F	M
D Felony	Auto Theft, Receiving Stolen Parts (35-43-4-2.5)		-	2	-	2
	Battery (35-42-2-1)		-	-	-	1
	Check Fraud (35-43-5-12)		-	1	-	1
	Child Pornography (35-42-4-4)		-	1	-	1
	Child Seduction (35-42-4-7)		-	1	-	1
	Child Solicitation (35-42-4-6)		-	1	-	1
	Controlled Substance Registration (35-48-4-14)		-	-	-	2
	Conversion (35-43-4-3)		-	-	-	1
	Criminal Confinement (35-42-3-3)		-	-	-	1
	Criminal Recklessness (35-42-2-2)		-	1	1	4
	Dealing/Poss. Look-Alike Subs (35-48-4-11.5)		-	-	-	1
	Dissemination of Matter Harmful to Minor (35-49-3-3)		-	-	1	-
	Domestic Battery (35-42-2-1.3)		-	1	-	4
	Driving While Suspended/Oper Veh HTV (9-30-10-16)		-	1	1	4
	Fail to Stop Accident w/Injury (9-26-1-1)		-	-	-	2
	Failure to Register as a Sex Offender (11-8-8-17)		-	1	-	1
	Failure to Return to Lawful Detention (35-44-3-5)		1	-	1	3
	Failure to Warn Comm Disease (35-42-1-9)		-	-	-	1
	Fraud (35-43-5-4)		-	-	1	2
	Intimidation (35-45-2-1)		-	-	-	1
	Invasion of Privacy (35-46-1-15.1)		-	-	-	1
	Maintaining a Common Nuisance (35-48-4-13)		1	1	2	3
	Neglect of a Dependent (35-46-1-4)		2	-	3	1
	Non-Support of a Child (35-46-1-5)		2	4	2	5
	Obstruction of Justice (35-44-3-4)		-	-	-	1
	Operating Vehicle Intox-Prior (9-30-5-3)		-	-	1	4
	Operating Vehicle Intoxicated-Endanger (9-30-5-2)		-	1	-	1
	Poss. of Marijuana, Hash Oil, or Hashish (35-48-4-11)		-	-	-	4
	Possession - Syringe/Needle (16-42-19-18)		-	1	-	3
	Possession of Cocaine or Narcotic Drug (35-48-4-6)		1	2	1	7
	Possession of Controlled Substance (35-48-4-7)		-	-	2	6
	Possession of Methamphetamine (35-48-4-6.1)		1	2	1	5
	Possession of Paraphernalia (35-48-4-8.3)		-	-	-	1
	Possession of Precursors (35-48-4-14.5)		2	2	5	4
	Possession/Use of Legend Drug (16-42-19-13)		-	-	-	1
	Residential Entry (35-43-2-1.5)		-	-	-	1
	Resisting Law Enforcement (35-44-3-3)		-	1	-	2
	Sexual Battery (35-42-4-8)		-	-	-	1
	Stalking (35-45-10-5)		-	-	-	1
	Strangulation (35-42-2-9)		-	-	-	2
	Theft, Receiving Stolen Property (35-43-4-2)		8	15	11	46
	Vicarious Sexual Gratification (35-42-4-5)		-	-	-	1
	Violation-1935 Firearms (35-47-5-4.1)		-	-	-	1
D Felony Total			18	39	33	136

Felony Level	Primary Offense	Secondary Offense	Mar-18		This Calendar Year	
			SEX		SEX	
			F	M	F	M
Level 1 Felony	Aiding, Inducing or Causing an Offense (35-41-2-4)	Murder (35-42-1-1)	-	-	-	1
	Attempt to Commit a Felony (35-41-5-1)	Child Molesting (35-42-4-3)	-	-	-	3
		Murder (35-42-1-1)	-	3	-	12
	Burglary (35-43-2-1)		1	1	1	1
	Child Molesting (35-42-4-3)		-	10	-	31
	Conspiracy (35-41-5-2)	Murder (35-42-1-1)	-	-	-	1
	Neglect of a Dependent/Death (35-46-1-4)		-	2	1	2
	Rape (35-42-4-1)		-	4	-	9
	Sex Misconduct w/ Minor (35-42-4-9)		-	-	-	1
Level 1 Felony Total			1	20	2	61

Felony Level	Primary Offense	Secondary Offense	Mar-18		This Calendar Year		
			SEX		SEX		
			F	M	F	M	
Level 2 Felony	Attempt to Commit a Felony (35-41-5-1)	Burglary (35-43-2-1)	-	-	-	2	
		Robbery (35-42-5-1)	-	1	1	2	
	Battery (35-42-2-1)		-	1	-	1	
	Burglary (35-43-2-1)		-	5	1	16	
	Conspiracy (35-41-5-2)	Burglary (35-43-2-1)	-	-	-	1	
		Deal Sched 1,2,3 Sub (35-48-4-2)	-	-	-	1	
		Dealing Methamphetamine (35-48-4-1.1)	1	1	1	2	
		Murder (35-42-1-1)	-	1	-	1	
	Criminal Confinement (35-42-3-3)		-	1	-	1	
	Dealing Cocaine or Narcotic Drug (35-48-4-1)		-	8	1	29	
	Dealing Methamphetamine (35-48-4-1.1)		3	14	8	41	
	Dealing Sched I, II, or III Cntrld Sub (35-48-4-2)		-	-	1	-	
	F2LG		1	-	1	-	
	Robbery (35-42-5-1)		1	3	1	7	
	Voluntary Manslaughter (35-42-1-3)		-	1	2	3	
	Level 2 Felony Total			6	36	17	107

Felony Level	Primary Offense	Secondary Offense	Mar-18		This Calendar Year		
			SEX		SEX		
			F	M	F	M	
Level 3 Felony	Accident/Failure to Stop-Serious Inj/Death (9-26-1-1.1)		-	1	-	1	
	Aggravated Battery (35-42-2-1.5)		1	7	2	30	
	Aiding, Inducing or Causing an Offense (35-41-2-4)	Criminal Confinement (35-42-3-3)	1	-	1	-	
		Robbery (35-42-5-1)	-	1	-	2	
	Attempt to Commit a Felony (35-41-5-1)	Aggravated Battery (35-42-2-1.5)	-	-	-	2	
		Rape (35-42-4-1)	-	-	-	1	
		Robbery (35-42-5-1)	-	3	1	12	
	Battery (35-42-2-1)		-	2	1	4	
	Burglary (35-43-2-1)		-	1	-	3	
	Child Molesting (35-42-4-3)		-	8	-	15	
	Conspiracy (35-41-5-2)	Dealing Methamphetamine (35-48-4-1.1)	1	-	2	1	
		Robbery (35-42-5-1)	-	3	-	7	
	Criminal Confinement (35-42-3-3)		2	9	2	21	
		Firearm Enhancement (35-50-2-11)	-	-	-	1	
	Dealing Cocaine or Narcotic Drug (35-48-4-1)		-	10	2	31	
	Dealing Methamphetamine (35-48-4-1.1)		4	7	6	26	
	Dealing Sched I, II, or III Cntrld Sub (35-48-4-2)		-	-	-	2	
	Dealing Sched IV Cntrld Sub (35-48-4-3)		-	-	1	-	
	Human Sexual Trafficking (35-42-3.5-1)		-	-	-	1	
	Kidnapping (35-42-3-2)		-	-	-	2	
	Neglect of a Dependent/Death (35-46-1-4)		1	3	6	7	
	Possession of Cocaine or Narcotic Drug (35-48-4-6)		-	2	1	5	
	Possession of Methamphetamine (35-48-4-6.1)		-	-	1	6	
	Rape (35-42-4-1)		-	2	-	9	
	Resisting Law Enforcement (35-44.1-3-1)		-	-	1	2	
	Robbery (35-42-5-1)		6	46	9	104	
	Level 3 Felony Total			16	105	36	295

Felony Level	Primary Offense	Secondary Offense	Mar-18		This Calendar Year	
			SEX		SEX	
			F	M	F	M
Level 4 Felony	Aiding, Inducing or Causing an Offense (35-41-2-4)	Burglary (35-43-2-1)	-	-	2	2
	Arson (35-43-1-1)		-	2	1	8
	Attempt to Commit a Felony (35-41-5-1)	Burglary (35-43-2-1)	-	-	-	2
		Child Molesting (35-42-4-3)	-	-	-	1
		Conspiracy (35-41-5-2)	-	1	-	1
	Burglary (35-43-2-1)		11	33	21	97
	Child Exploitation (35-42-4-4)		-	-	-	1
	Child Molesting (35-42-4-3)		-	13	-	35
	Child Solicitation (35-42-4-6)		-	2	-	2
	Conspiracy (35-41-5-2)	Arson (35-43-1-1)	-	-	-	1
		Burglary (35-43-2-1)	-	-	-	4
		Conspiracy (35-41-5-2)	-	-	1	1
		Dealing Methamphetamine (35-48-4-1.1)	-	2	-	3
	Dealing Cocaine or Narcotic Drug (35-48-4-1)		1	19	4	43
	Dealing Methamphetamine (35-48-4-1.1)		7	16	13	46
	Dealing Sched I, II, or III Cntrld Sub (35-48-4-2)		-	-	3	2
	Dealing Sched IV Controlled Substance (35-48-4-3)		-	1	-	1
	Escape 35-44.1-3-4		-	1	-	1
	F4L8		-	1	-	1
	Felon in Possession of a Firearm (35-47-4-5)		-	23	-	74
	Incest (35-46-1-3)		-	2	-	3
	Manufacturing Meth (35-48-4-1.2)		-	2	-	3
	Operating Vehicle Intoxicated/Death (9-30-5-5)		4	1	4	1
		Habitual Offender Controlled Substance (35-50-2-10)	-	-	-	1
	Pharmacy Robbery (35-42-5-1(b))		-	-	-	2
	Possession of Cocaine or Narcotic Drug (35-48-4-6)		-	3	-	9

Felony Level	Primary Offense	Secondary Offense	Mar-18		This Calendar Year	
			SEX		SEX	
			F	M	F	M
Level 4 Felony (cont'd)	Possession of Methamphetamine (35-48-4-6.1)		2	12	3	18
	Sexual Misconduct with a Minor (35-42-4-9)		1	14	3	18
Level 4 Felony Total			26	148	55	381

Felony Level	Primary Offense	Secondary Offense	Mar-18		This Calendar Year		
			SEX		SEX		
			F	M	F	M	
Level 5 Felony	Accident/Failure to Stop-Serious Inj/Death (9-26-1-8)		-	1	1	3	
	Aiding, Inducing or Causing an Offense (35-41-2-4)	Battery (35-42-2-1)	-	-	1	-	
		Burglary (35-43-2-1)	-	-	-	1	
		Dealing Cocaine or Narcotic Drug (35-48-4-1)	-	-	1	-	
		Dealing in Methamphetamine (35-48-4-1.1)	-	-	2	1	
		Robbery (35-42-5-1)	-	-	-	1	
		Assisting a Criminal (35-44.1-2-5)		1	-	1	2
		Attempt to Commit a Felony (35-41-5-1)	Battery (35-42-2-1)	-	1	-	2
			Burglary (35-43-2-1)	-	1	-	2
			Escape (35-44.1-3-4)	-	-	1	-
			Fraud on Financial Institution (35-43-5-8)	-	-	-	1
			Robbery (35-42-5-1)	1	-	1	3
		Auto Theft, Receiving Stolen Parts (35-43-4-2.5)		-	1	-	7
		Battery (35-42-2-1)		8	36	17	90
		Burglary (35-43-2-1)		8	42	12	102
		Child Exploitation (35-42-4-4)		-	6	-	9
		Child Pornography (35-42-4-4(C))		-	3	-	12
		Child Possession of a Firearm (35-47-10-5)		-	2	-	3
		Child Seduction (35-42-4-7)		-	1	1	2
		Child Solicitation (35-42-4-6)		-	-	-	4
		Conspiracy (35-41-5-2)	Dealing Cocaine or Narcotic Drug (35-48-4-1)	-	-	1	-
			Dealing in Methamphetamine (35-48-4-1.1)	-	-	-	4
			Trafficking with an Inmate (35-44.1-3-5)	-	-	1	2
		Conversion (35-43-4-3)		-	1	-	1
		Corrupt Business Influence (35-45-6-2)		1	5	5	10
		Criminal Confinement (35-42-3-3)		-	4	-	17
		Criminal Recklessness (35-42-2-2)		-	7	-	17
		DWS/Oper Veh HTV (9-30-19-16)		-	-	-	1
		Dealing Cocaine or Narcotic Drug (35-48-4-1)		2	21	13	55
		Dealing Marijuana, Hash Oil, or Hashish (35-48-4-10)		-	3	-	9
		Dealing Methamphetamine (35-48-4-1.1)		2	14	10	44
		Dealing Sched I, II, or III Cntrld Sub (35-48-4-2)		1	1	2	4
		Dealing Sched IV Cntrld Sub (35-48-4-3)		1	1	1	1
		Dealing in Methamphetamine (35-48-4-1.1)		6	22	20	65
		Dealing/Poss. Look-Alike Subs (35-48-4-4.6)		1	3	1	6
		Disarm/Attempt to Disarm an Officer (35-44.1-3-2)		1	-	1	-
		Domestic Battery (35-42-2-1.3)		1	11	3	42
		Escape (35-44.1-3-4)		1	2	4	9
		Failure to Register as a Sex Offender (11-8-8-17)		-	9	1	21
		Firearm w/in One Mile of School (35-47-2-1)		-	45	-	113
		Fraud on Financial Institution (35-43-5-8)		2	7	3	12
		Incest (35-46-1-3)		-	2	-	4
		Intimidation (35-45-2-1)		-	14	1	37
		Involuntary Manslaughter (35-42-1-4)		-	-	-	1
		Kidnapping (35-42-3-2)		1	-	1	-
		Neglect of a Dependent/Death (35-46-1-4)		2	2	3	5
		Non-Support of Dependent Child (35-46-1-5)		-	1	-	3
		Obliterating Handgun I.D. (35-47-2-18)		-	-	-	3
		Oper Veh Aft Life Susp (9-30-10-17)		1	23	3	78
		Operating Vehicle Intoxicated/Death (9-30-5-5)		1	2	2	3
		Operating Vehicle Intoxicated/Injury (9-30-5-4)		2	-	2	2
		Possession - Destruct Device (35-47.5-5-2)		-	-	-	1
		Possession - Machine Gun or Bomb (35-47-5-8)		-	1	-	1
	Possession of Cocaine or Narcotic Drug 35-48-4-6		2	11	6	30	
	Possession of Precursors (35-48-4-14.5)		1	-	1	1	
	Possession of Syringes or Needles (16-42-19-18)		3	1	10	15	
	Possession/Use of Legend Drug (16-42-19-13)		-	-	-	1	
	Reckless Homicide (35-42-1-5)		-	-	1	2	
	Resisting Law Enforcement (35-44.1-3-1)		-	1	1	3	
	Robbery (35-42-5-1)		1	14	4	34	
	Sexual Misconduct with a Minor (35-42-4-9)		-	3	1	8	
	Stalking (35-45-10-5)		-	1	-	3	
	Theft, Receiving Stolen Property (35-43-4-2)		2	2	3	2	
	Trafficking with an Inmate (35-44.1-3-5)		2	2	5	5	
	Vicarious Sexual Gratification (35-42-4-5)		-	-	-	1	
Level 5 Felony Total			55	330	148	921	

Felony Level	Primary Offense	Secondary Offense	Mar-18		This Calendar Year	
			SEX		SEX	
			F	M	F	M
Level 6 Felony	Aiding in Manufacture of Sch II Cont Subst (35-48-4-2)		1	1	1	1
	Aiding, Inducing or Causing an Offense (35-41-2-4)	Pointing a Firearm (35-47-4-3)	1	-	1	-
	Arson (35-43-1-1)		-	-	-	1
	Assisting a Criminal (35-44.1-2-5)		-	-	1	-
	Auto Theft, Receiving Stolen Parts (35-43-4-2.5)		-	11	3	41
	Battery 35-42-2-1		3	11	9	31
	Check Fraud (35-43-5-12)		-	2	-	2
	Child Exploitation (35-42-4-4)		-	-	-	3
	Conspiracy (35-41-5-2)	Battery (35-42-2-1)	-	1	-	1
	Controlled Substance Registration (35-48-4-14)		-	-	-	2
	Conversion (35-43-4-3)		-	-	-	2
	Criminal Confinement (35-42-3-3)		-	-	-	6
	Criminal Confinement (35-42-3-3)		4	12	4	40
	Criminal Gang Activity (35-45-9-3)		-	-	-	1
	Criminal Mischief (35-43-1-2)		-	1	-	1
	Criminal Recklessness (35-42-2-2)		1	3	4	14
	Dealing Marijuana, Hash Oil, or Hashish (35-48-4-10)		-	3	-	5
	Dealing Marijuana, Hash Oil, or Hashish (35-48-4-2A-1)		1	-	1	-
	Dealing Sched I, II, or III Cntrld Sub (35-48-4-2(A))		-	-	-	1
	Dealing Sched IV Cntrld Sub (35-48-4-3)		-	1	1	4
	Dealing Subs. Represent as Cntrld Subs. (35-48-4-4.5)		-	-	-	2
	Dealing/Poss. Look-Alike Subs (35-48-4-10.5)		-	5	1	10
	Dealing/Poss. Look-Alike Subs (35-48-4-11.5)		-	2	1	6
	Escape 35-44.1-3-4		6	24	24	72
	Fail to Reg Sex Off (11-8-8-17)		-	3	-	9
	Failure to Appear (35-44.1-2-9)		-	2	-	4
	Forgery, Counterfeiting, Application Fraud (35-43-5-2)		2	1	5	11
	Identity Deception (35-43-5-3.5)		1	-	3	-
	Inappropriate Comm w/ Child by Off w/ Prior (35-42-4-13)		-	-	-	1
	Insurance Fraud (35-43-5-4.5)		1	-	7	5
	Intimidation (35-45-2-1)		3	2	3	9
	Invasion of Privacy (35-46-1-15.1)		-	-	1	6
	Kidnapping (35-42-3-2)		-	-	-	2
	Maintain Common Nuisance (35-45-2-1(c))		1	6	1	6
	Maintaining Common Nuisance (35-48-4-13)		1	7	9	21
	Malicious Mischief Body F/W (35-45-16-2(c))		-	-	-	4
	Neglect of a Dependent/Death (35-46-1-4)		3	3	10	12
	Non-Support of Dependent Child (35-46-1-5)		-	2	-	5
	Obstruction of Justice (35-44.1-2-2)		-	1	1	5
	Oper Vehicle-Intox-Prev Conv (9-30-5-3)		1	3	3	11
		Habitual Offender Controlled Substance (35-50-2-10)	-	-	-	3
	Operating Vehicle Intoxicated-Contrlld Sub (9-30-5-1)		1	1	1	1
	Operating Vehicle Intoxicated-Endanger (9-30-5-2)		2	3	6	5
		Habitual Offender Controlled Substance (35-50-2-10)	-	2	-	4
	Operating Vehicle Intoxicated/Injury (9-30-5-4)		-	1	-	5
	Operating Vehicle-Habitual Violation (9-30-10-16)		-	3	2	5
	Pointing a Firearm (35-47-4-3)		-	3	-	7
	Poss Anabolic Steroid (16-42-19-19)		-	1	-	1
	Poss Precursors (35-48-4-14.5)		1	-	1	6
	Possession Sched IV Cntrld Sub w/in 1,000 ft (35-48-4-7)		-	-	-	4
	Possession of Cocaine or Narcotic Drug (35-48-4-6)		3	14	15	40
	Possession of Methamphetamine (35-48-4-6.1)		6	39	25	98
	Possession of Syringes or Needles (16-42-19-18)		6	29	27	68
	Possession or Use of Legend Drug (16-42-19-13)		-	3	4	4
	Public Indecency (35-45-4-1)		-	-	-	2
	Residential Entry (35-43-2-1.5)		2	6	7	12
	Resisting Law Enforc (35-44.1-3-1)		3	15	5	54
	Sex Offender without Identification (11-8-8-15)		-	-	-	1
	Strangulation (35-42-2-9)		-	4	-	19
	Synthetic ID Deception (35-43-5-3.8)		-	-	2	1
	Theft, Receiving Stolen Property (35-43-4-2)		8	35	26	101
Level 6 Felony Total			62	266	215	798

Felony Level	Primary Offense	Secondary Offense	Mar-18		This Calendar Year	
			SEX		SEX	
			F	M	F	M
Habitual Offender	Habitual Offender (35-50-2-8)		-	2	-	3
	Habitual Offender Controlled Substance (35-50-2-10)		1	1	1	1
Habitual Offender Total			1	3	1	4

			Mar-18		This Calendar Year	
			SEX		SEX	
Grand Total			F	M	F	M
			212	1104	599	3171

Note: Offense data may not be available for all offenders at the time this table was prepared.

Only new commitments and probation violations are reported on this table.

Parole and Community Transition Program violators are excluded on this table.

Source: SAS - all.citations_mso.pgm

Indiana Department of Correction
Table 12
Number of New Admissions by Most Serious Offense
Committed to the Indiana Department of Correction

March 2018

Felony Level	Primary Offense	Secondary Offense	Mar-18		This Calendar Year	
			SEX		SEX	
			F	M	F	M
A Felony	Burglary (35-43-2-1)		-	1	-	1
	Child Molesting (35-42-4-3)		-	5	2	16
	Dealing Cocaine or Narcotic Drug (35-48-4-1)		-	2	1	8
	Dealing Methamphetamine (35-48-4-1.1)		1	1	2	3
	Dealing Sched I, II, or III Cntrld Sub (35-48-4-2)		-	1	-	3
	Possession of Cocaine or Narcotic Drug (35-48-4-6)		-	1	-	1
	Robbery (35-42-5-1)		-	1	-	1
	Voluntary Manslaughter (35-42-1-3)		1	-	1	-
A Felony Total			2	12	6	33

Felony Level	Primary Offense	Secondary Offense	Mar-18		This Calendar Year	
			SEX		SEX	
			F	M	F	M
B Felony	Aggravated Battery (35-42-2-1.5)		-	1	-	4
	Arson (35-43-1-1)		1	-	1	2
	Burglary (35-43-2-1)		1	15	4	40
	Carjacking (35-42-5-2)		-	1	-	1
	Child Molesting (35-42-4-3)		-	-	-	1
	Criminal Confinement (35-42-3-3)		-	-	-	1
	Dealing Cocaine or Narcotic Drug (35-48-4-1)		3	9	3	29
	Dealing Methamphetamine (35-48-4-1.1)		1	9	12	36
	Dealing Sched I, II, or III Cntrld Sub (35-48-4-2)		1	3	12	17
	Dealing Sched IV Cntrld Sub (35-48-4-3)		-	1	-	1
	Fail to Stop Accident w/Injury (9-26-1-1)		-	-	-	1
	Felon in Possession of a Firearm (35-47-4-5)		-	2	-	8
	Incest (35-46-1-3)		-	-	-	1
	Operating Vehicle Intoxicated/Death (9-30-5-5)		-	-	-	1
	Possession Methamphetamine (35-48-4-6.1)		-	-	-	3
	Possession of Cocaine or Narcotic Drug (35-48-4-6)		1	-	1	4
	Rape (35-42-4-1)		-	2	-	3
	Robbery (35-42-5-1)		-	4	-	28
	Security Fraud (23-19-5-1)		-	1	-	1
	Sexual Misconduct with a Minor (35-42-4-9)		-	5	1	8
	Stalking (35-45-10-5)		-	-	-	1
B Felony Total			8	53	34	191

Felony Level	Primary Offense	Secondary Offense	Mar-18		This Calendar Year	
			SEX		SEX	
			F	M	F	M
C Felony	Assisting a Criminal (35-44-3-2)		-	-	-	1
	Battery (35-42-2-1)		-	1	1	5
	Battery by Bodily Waste (35-42-2-6)		-	-	-	1
	Burglary (35-43-2-1)		-	5	-	10
	Child Exploitation (35-42-4-4)		-	1	-	1
	Child Molesting (35-42-4-3)		-	1	-	6
	Corrupt Business Influence (35-45-6-2)		-	3	-	4
	Criminal Confinement (35-42-3-3)		-	-	1	-
	Criminal Recklessness (35-42-2-2)		-	1	-	2
	Dealing Sched IV Controlled Substance (35-48-4-3)		1	1	1	3
	Escape/Failure to Return (35-44-3-5)		-	1	-	2
	Failure to Register as a Sex Offender (11-8-8-17)		-	-	-	1
	Firearm w/in One Mile of School (35-47-2-1)		-	-	-	1
	Forgery (35-43-5-2)		2	7	6	14
	Fraud on Financial Institution (35-43-5-8)		-	1	-	2
	Handgun Violation (35-47-2-7)		-	1	-	1
	Intimidation (35-45-2-1)		-	2	-	3
	Neglect of a Dependent (35-46-1-4)		-	-	1	2
	Non-Support of Dependent Child (35-46-1-5)		1	1	1	6
	Operating Vehicle w/Lifetime Suspension (9-30-10-17)		-	2	2	6
	Possession Methamphetamine (35-48-4-6.1)		-	1	3	1
	Possession of Cocaine or Narcotic Drug (35-48-4-6)		-	-	-	1
	Possession of Controlled Substance (35-48-4-7)		-	1	-	1
	Possession of Precursors (35-48-4-14.5)		-	-	1	-
	Possession/Use Legend Drug (16-42-19-27)		-	-	1	-
	Promoting Prostitution (35-45-4-4)		1	-	1	-
	Robbery (35-42-5-1)		-	3	-	8
	Sexual Misconduct with a Minor (35-42-4-9)		-	1	-	4
	Trafficking with an Inmate (35-44-3-9)		1	-	2	-
		Welfare Fraud (35-43-5-7)		-	-	1
C Felony Total			6	34	22	86

Felony Level	Primary Offense	Secondary Offense	Mar-18		This Calendar Year	
			SEX		SEX	
			F	M	F	M
D Felony	Controlled Substance Registration (35-48-4-14)		-	-	-	1
	Conversion (35-43-4-3)		-	-	-	1
	Criminal Recklessness (35-42-2-2)		-	-	-	2
	Dissemination of Matter Harmful to Minor (35-49-3-3)		-	-	1	-
	Domestic Battery (35-42-2-1.3)		-	-	-	2
	Driving While Suspended/Oper Veh HTV (9-30-10-16)		-	-	-	2
	Failure to Register as a Sex Offender (11-8-8-17)		-	1	-	1
	Failure to Return to Lawful Detention (35-44-3-5)		-	-	-	1
	Failure to Warn Comm Disease (35-42-1-9)		-	-	-	1
	Intimidation (35-45-2-1)		-	-	-	1
	Invasion of Privacy (35-46-1-15.1)		-	-	-	1
	Maintaining a Common Nuisance (35-48-4-13)		-	1	-	1
	Neglect of a Dependent (35-46-1-4)		-	-	-	1
	Non-Support of a Child (35-46-1-5)		2	2	2	3
	Obstruction of Justice (35-44-3-4)		-	-	-	1
	Operating Vehicle Intox-Prior (9-30-5-3)		-	-	1	4
	Poss. of Marijuana, Hash Oil, or Hashish (35-48-4-11)		-	-	-	2
	Possession - Syringe/Needle (16-42-19-18)		-	1	-	1
	Possession of Cocaine or Narcotic Drug (35-48-4-6)		-	1	-	2
	Possession of Controlled Substance (35-48-4-7)		-	-	1	-
	Possession of Methamphetamine (35-48-4-6.1)		-	1	-	2
	Possession of Precursors (35-48-4-14.5)		-	1	1	1
	Sexual Battery (35-42-4-8)		-	-	-	1
	Stalking (35-45-10-5)		-	-	-	1
	Theft, Receiving Stolen Property (35-43-4-2)		4	2	5	16
	Violation-1935 Firearms (35-47-5-4.1)		-	-	-	1
D Felony Total			6	10	11	50

Felony Level	Primary Offense	Secondary Offense	Mar-18		This Calendar Year	
			SEX		SEX	
			F	M	F	M
Level 1 Felony	Aiding, Inducing or Causing an Offense (35-41-2-4)	Murder (35-42-1-1)	-	-	-	1
	Attempt to Commit a Felony (35-41-5-1)	Child Molesting (35-42-4-3)	-	-	-	2
		Murder (35-42-1-1)	-	2	-	3
	Burglary (35-43-2-1)		1	1	1	1
	Child Molesting (35-42-4-3)		-	8	-	23
	Conspiracy (35-41-5-2)	Murder (35-42-1-1)	-	-	-	1
	Neglect of a Dependent/Death (35-46-1-4)		-	2	1	2
	Rape (35-42-4-1)		-	2	-	3
	Sex Misconduct w/ Minor (35-42-4-9)		-	-	-	1
Level 1 Felony			1	15	2	37

Felony Level	Primary Offense	Secondary Offense	Mar-18		This Calendar Year	
			SEX		SEX	
			F	M	F	M
Level 2 Felony	Attempt to Commit a Felony (35-41-5-1)	Burglary (35-43-2-1)	-	-	-	1
		Robbery (35-42-5-1)	-	1	1	1
	Battery (35-42-2-1)		-	1	-	1
	Burglary (35-43-2-1)		-	3	1	13
	Conspiracy (35-41-5-2)	Burglary (35-43-2-1)	-	-	-	1
		Deal Sched 1,2,3 Sub (35-48-4-2)	-	-	-	1
		Dealing Methamphetamine (35-48-4-1.1)	1	1	1	2
	Criminal Confinement (35-42-3-3)		-	1	-	1
	Dealing Cocaine or Narcotic Drug (35-48-4-1)		-	8	1	24
	Dealing Methamphetamine (35-48-4-1.1)		3	14	7	36
	Dealing Sched I, II, or III Cntrld Sub (35-48-4-2)		-	-	1	-
	Robbery (35-42-5-1)		1	3	1	7
	Voluntary Manslaughter (35-42-1-3)		-	1	2	3
Level 2 Felony Total			5	33	15	91

Felony Level	Primary Offense	Secondary Offense	Mar-18		This Calendar Year	
			SEX		SEX	
			F	M	F	M
Level 3 Felony	Accident/Failure to Stop-Serious Inj/Death (9-26-1-1.1)		-	1	-	1
	Aggravated Battery (35-42-2-1.5)		1	7	2	28
	Aiding, Inducing or Causing an Offense (35-41-2-4)	Criminal Confinement (35-42-3-3)	1	-	1	-
		Robbery (35-42-5-1)	-	1	-	2
	Attempt to Commit a Felony (35-41-5-1)	Aggravated Battery (35-42-2-1.5)	-	-	-	1
		Rape (35-42-4-1)	-	-	-	1
		Robbery (35-42-5-1)	-	2	1	6
	Battery (35-42-2-1)		-	-	1	1
	Burglary (35-43-2-1)		-	1	-	3
	Child Molesting (35-42-4-3)		-	7	-	13
	Conspiracy (35-41-5-2)	Dealing Methamphetamine (35-48-4-1.1)	1	-	2	1
		Robbery (35-42-5-1)	-	1	-	3

Felony Level	Primary Offense	Secondary Offense	Mar-18		This Calendar Year	
			SEX		SEX	
			F	M	F	M
Level 3 Felony (cont'd)	Criminal Confinement (35-42-3-3)		-	4	-	10
	Dealing Cocaine or Narcotic Drug (35-48-4-1)		-	9	1	23
	Dealing Methamphetamine (35-48-4-1.1)		4	6	6	22
	Dealing Sched I, II, or III Cntrld Sub (35-48-4-2)		-	-	-	1
	Dealing Sched IV Cntrld Sub (35-48-4-3)		-	-	1	-
	Human Sexual Trafficking (35-42-3.5-1)		-	-	-	1
	Kidnapping (35-42-3-2)		-	-	-	1
	Neglect of a Dependent/Death (35-46-1-4)		1	2	3	6
	Possession of Cocaine or Narcotic Drug (35-48-4-6)		-	1	1	3
	Possession of Methamphetamine (35-48-4-6.1)		-	-	1	5
	Rape (35-42-4-1)		-	1	-	5
	Resisting Law Enforcement (35-44.1-3-1)		-	-	1	2
	Robbery (35-42-5-1)		5	33	8	78
Level 3 Felony Total			13	76	29	217

Felony Level	Primary Offense	Secondary Offense	Mar-18		This Calendar Year	
			SEX		SEX	
			F	M	F	M
Level 4 Felony	Aiding, Inducing or Causing an Offense (35-41-2-4)	Burglary (35-43-2-1)	-	-	2	2
	Arson (35-43-1-1)		-	1	1	6
	Attempt to Commit a Felony (35-41-5-1)	Conspiracy (35-41-5-2)	-	1	-	1
	Burglary (35-43-2-1)		10	28	16	84
	Child Exploitation (35-42-4-4)		-	-	-	1
	Child Molesting (35-42-4-3)		-	9	-	21
	Child Solicitation (35-42-4-6)		-	2	-	2
	Conspiracy (35-41-5-2)	Arson (35-43-1-1)	-	-	-	1
		Burglary (35-43-2-1)	-	-	-	1
		Conspiracy (35-41-5-2)	-	-	1	1
		Dealing Methamphetamine (35-48-4-1.1)	-	2	-	3
	Dealing Cocaine or Narcotic Drug (35-48-4-1)		1	14	4	30
	Dealing Methamphetamine (35-48-4-1.1)		5	14	10	40
	Dealing Sched I, II, or III Cntrld Sub (35-48-4-2)		-	-	2	-
	Escape 35-44.1-3-4		-	1	-	1
	F4L8		-	1	-	1
	Felon in Possession of a Firearm (35-47-4-5)		-	19	-	60
	Manufacturing Meth (35-48-4-1.2)		-	2	-	3
	Operating Vehicle Intoxicated/Death (9-30-5-5)		2	1	2	1
		Habitual Offender Controlled Substance (35-50-2-10)	-	-	-	1
	Pharmacy Robbery (35-42-5-1(b))		-	-	-	1
	Possession of Cocaine or Narcotic Drug (35-48-4-6)		-	2	-	7
	Possession of Methamphetamine (35-48-4-6.1)		2	11	3	17
	Sexual Misconduct with a Minor (35-42-4-9)		1	7	3	10
Level 4 Felony Total			21	115	44	295

Felony Level	Primary Offense	Secondary Offense	Mar-18		This Calendar Year	
			SEX		SEX	
			F	M	F	M
Level 5 Felony	Accident/Failure to Stop-Serious Inj/Death (9-26-1-8)		-	1	1	3
	Aiding, Inducing or Causing an Offense (35-41-2-4)	Battery (35-42-2-1)	-	-	1	-
		Burglary (35-43-2-1)	-	-	-	1
		Dealing Cocaine or Narcotic Drug (35-48-4-1)	-	-	1	-
		Dealing in Methamphetamine (35-48-4-1.1)	-	-	2	1
	Assisting a Criminal (35-44.1-2-5)		1	-	1	-
	Attempt to Commit a Felony (35-41-5-1)	Battery (35-42-2-1)	-	1	-	2
		Burglary (35-43-2-1)	-	-	-	1
		Escape (35-44.1-3-4)	-	-	1	-
		Fraud on Financial Institution (35-43-5-8)	-	-	-	1
		Robbery (35-42-5-1)	1	-	1	2
	Auto Theft, Receiving Stolen Parts (35-43-4-2.5)		-	-	-	5
	Battery (35-42-2-1)		8	26	17	69
	Burglary (35-43-2-1)		2	32	6	79
	Child Exploitation (35-42-4-4)		-	4	-	5
	Child Pornography (35-42-4-4(C))		-	2	-	4
	Child Possession of a Firearm (35-47-10-5)		-	1	-	2
	Child Seduction (35-42-4-7)		-	1	1	2
	Child Solicitation (35-42-4-6)		-	-	-	4
	Conspiracy (35-41-5-2)	Dealing in Methamphetamine (35-48-4-1.1)	-	-	-	3
		Trafficking with an Inmate (35-44.1-3-5)	-	-	1	2
	Conversion (35-43-4-3)		-	1	-	1
	Corrupt Business Influence (35-45-6-2)		1	4	5	9
	Criminal Confinement (35-42-3-3)		-	3	-	13
	Criminal Recklessness (35-42-2-2)		-	5	-	13
	DWS/Oper Veh HTV (9-30-19-16)		-	-	-	1
	Dealing Cocaine or Narcotic Drug (35-48-4-1)		1	17	9	36
	Dealing Marijuana, Hash Oil, or Hashish (35-48-4-10)		-	1	-	5
	Dealing Methamphetamine (35-48-4-1.1)		2	10	9	34
	Dealing Sched I, II, or III Cntrld Sub (35-48-4-2)		1	1	2	3

Felony Level	Primary Offense	Secondary Offense	Mar-18		This Calendar Year	
			SEX		SEX	
			F	M	F	M
Level 5 Felony (cont'd)	Dealing in Methamphetamine (35-48-4-1.1)		6	16	19	53
	Dealing/Poss. Look-Alike Subs (35-48-4-4.6)		1	3	1	6
	Disarm/Attempt to Disarm an Officer (35-44.1-3-2)		1	-	1	-
	Domestic Battery (35-42-2-1.3)		1	10	3	37
	Escape (35-44.1-3-4)		1	2	4	7
	Failure to Register as a Sex Offender (11-8-8-17)		-	9	1	19
	Firearm w/in One Mile of School (35-47-2-1)		-	36	-	86
	Fraud on Financial Institution (35-43-5-8)		2	4	3	9
	Incest (35-46-1-3)		-	2	-	4
	Intimidation (35-45-2-1)		-	8	1	17
	Involuntary Manslaughter (35-42-1-4)		-	-	-	1
	Kidnapping (35-42-3-2)		1	-	1	-
	Neglect of a Dependent/Death (35-46-1-4)		2	-	2	-
	Non-Support of Dependent Child (35-46-1-5)		-	1	-	3
	Obliterating Handgun I.D. (35-47-2-18)		-	-	-	2
	Oper Veh Aft Life Susp (9-30-10-17)		1	20	3	65
	Operating Vehicle Intoxicated/Death (9-30-5-5)		1	2	2	3
	Operating Vehicle Intoxicated/Injury (9-30-5-4)		1	-	1	1
	Possession - Destruct Device (35-47.5-5-2)		-	-	-	1
	Possession - Machine Gun or Bomb (35-47-5-8)		-	1	-	1
	Possession of Cocaine or Narcotic Drug 35-48-4-6		1	10	5	26
	Possession of Precursors (35-48-4-14.5)		1	-	1	1
	Possession of Syringes or Needles (16-42-19-18)		3	1	9	10
	Possession/Use of Legend Drug (16-42-19-13)		-	-	-	1
	Reckless Homicide (35-42-1-5)		-	-	1	2
	Resisting Law Enforcement (35-44.1-3-1)		-	1	-	2
	Robbery (35-42-5-1)		1	9	4	27
	Sexual Misconduct with a Minor (35-42-4-9)		-	1	-	5
	Stalking (35-45-10-5)		-	1	-	3
	Theft, Receiving Stolen Property (35-43-4-2)		1	2	2	2
	Trafficking with an Inmate (35-44.1-3-5)		1	2	4	4
Vicarious Sexual Gratification (35-42-4-5)		-	-	-	1	
Level 5 Felony Total			43	251	126	700

Felony Level	Primary Offense	Secondary Offense	Mar-18		This Calendar Year		
			SEX		SEX		
			F	M	F	M	
Level 6 Felony	Assisting a Criminal (35-44.1-2-5)		-	-	1	-	
	Auto Theft, Receiving Stolen Parts (35-43-4-2.5)		-	4	2	10	
	Battery 35-42-2-1		1	3	3	10	
	Criminal Confinement (35-42-3-3)		-	-	-	1	
	Criminal Confinement (35-42-3-3)		2	2	2	12	
	Criminal Mischief (35-43-1-2)		-	1	-	1	
	Criminal Recklessness (35-42-2-2)		1	1	1	4	
	Dealing Marijuana, Hash Oil, or Hashish (35-48-4-10)		-	1	-	1	
	Dealing Sched IV Contrld Sub (35-48-4-3)		-	-	-	1	
	Dealing/Poss. Look-Alike Subs (35-48-4-10.5)		-	-	-	2	
	Dealing/Poss. Look-Alike Subs (35-48-4-11.5)		-	1	-	2	
	Escape 35-44.1-3-4		1	6	5	17	
	Fail to Reg Sex Off (11-8-8-17)		-	1	-	2	
	Failure to Appear (35-44.1-2-9)		-	1	-	1	
	Forgery, Counterfeiting, Application Fraud (35-43-5-2)		-	-	1	2	
	Identity Deception (35-43-5-3.5)		-	-	1	-	
	Insurance Fraud (35-43-5-4.5)		-	-	-	2	
	Intimidation (35-45-2-1)		1	-	1	1	
	Invasion of Privacy (35-46-1-15.1)		-	-	-	2	
	Maintaining Common Nuisance (35-48-4-13)		1	2	3	3	
	Neglect of a Dependent/Death (35-46-1-4)		-	-	3	1	
	Non-Support of Dependent Child (35-46-1-5)		-	1	-	3	
	Obstruction of Justice (35-44.1-2-2)		-	-	1	1	
	Oper Vehicle-Intox-Prev Conv (9-30-5-3)		1	2	1	4	
		Habitual Offender Controlled Substance (35-50-2-10)		-	-	-	2
	Operating Vehicle Intoxicated-Contrld Sub (9-30-5-1)		1	1	1	1	
	Operating Vehicle Intoxicated-Endanger (9-30-5-2)		1	2	4	3	
		Habitual Offender Controlled Substance (35-50-2-10)		-	2	-	4
	Operating Vehicle-Habitual Violation (9-30-10-16)		-	-	1	1	
	Poss Precursors (35-48-4-14.5)		-	-	-	1	
	Possession of Cocaine or Narcotic Drug (35-48-4-6)		2	2	7	9	
	Possession of Methamphetamine (35-48-4-6.1)		3	18	11	42	
	Possession of Syringes or Needles (16-42-19-18)		-	5	3	10	
	Possession or Use of Legend Drug (16-42-19-13)		-	-	-	1	
	Residential Entry (35-43-2-1.5)		1	-	4	2	
	Resisting Law Enforc (35-44.1-3-1)		1	1	1	5	
	Strangulation (35-42-2-9)		-	1	-	6	
	Synthetic ID Deception (35-43-5-3.8)		-	-	1	1	
	Theft, Receiving Stolen Property (35-43-4-2)		5	11	13	40	
	Level 6 Felony Total			22	69	71	211

Felony Level	Primary Offense	Secondary Offense	Mar-18		This Calendar Year	
			SEX		SEX	
			F	M	F	M
Habitual Offender	Habitual Offender (35-50-2-8)		-	1	-	1
Habitual Offender Total			0	1	0	1

Felony Level	Primary Offense	Secondary Offense	Mar-18		This Calendar Year	
			SEX		SEX	
			F	M	F	M
Murder (35-42-1-1)	Murder (35-42-1-1)		2	10	3	24
Murder Total			2	10	3	24

Grand Total	Mar-18		This Calendar Year	
	SEX		SEX	
	F	M	F	M
	129	679	363	1936

Note: Offense data may not be available for all offenders at the time this table was prepared.
Only new commitments and probation violations are reported on this table.
Parole and Community Transition Program violators are excluded on this table.
Source: SAS - all.citations_mso.pgm

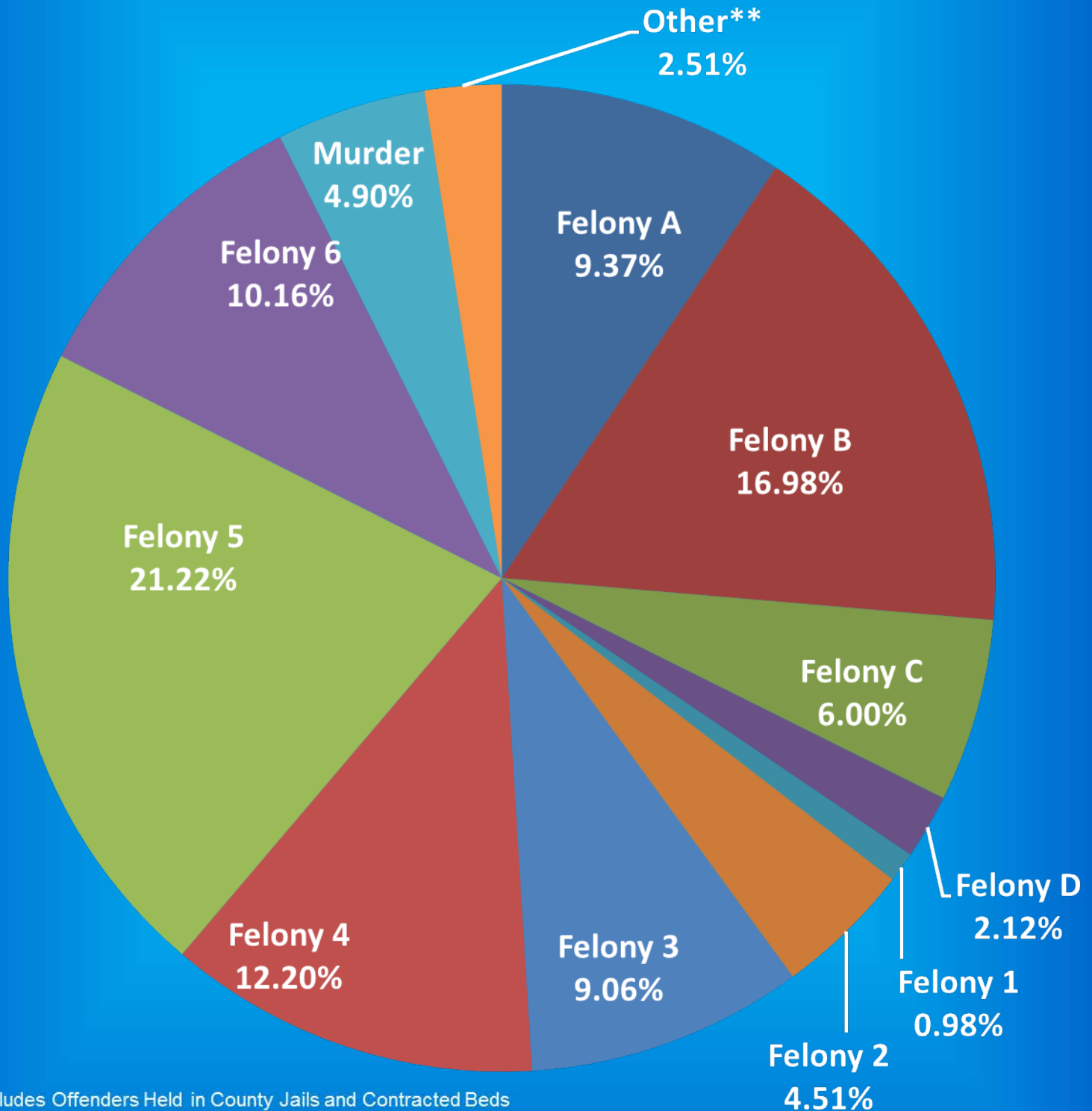
Indiana Department of Correction

Graph A

Female Population by Most Serious Offense Felony Level*

April 01, 2018

N = 2,493



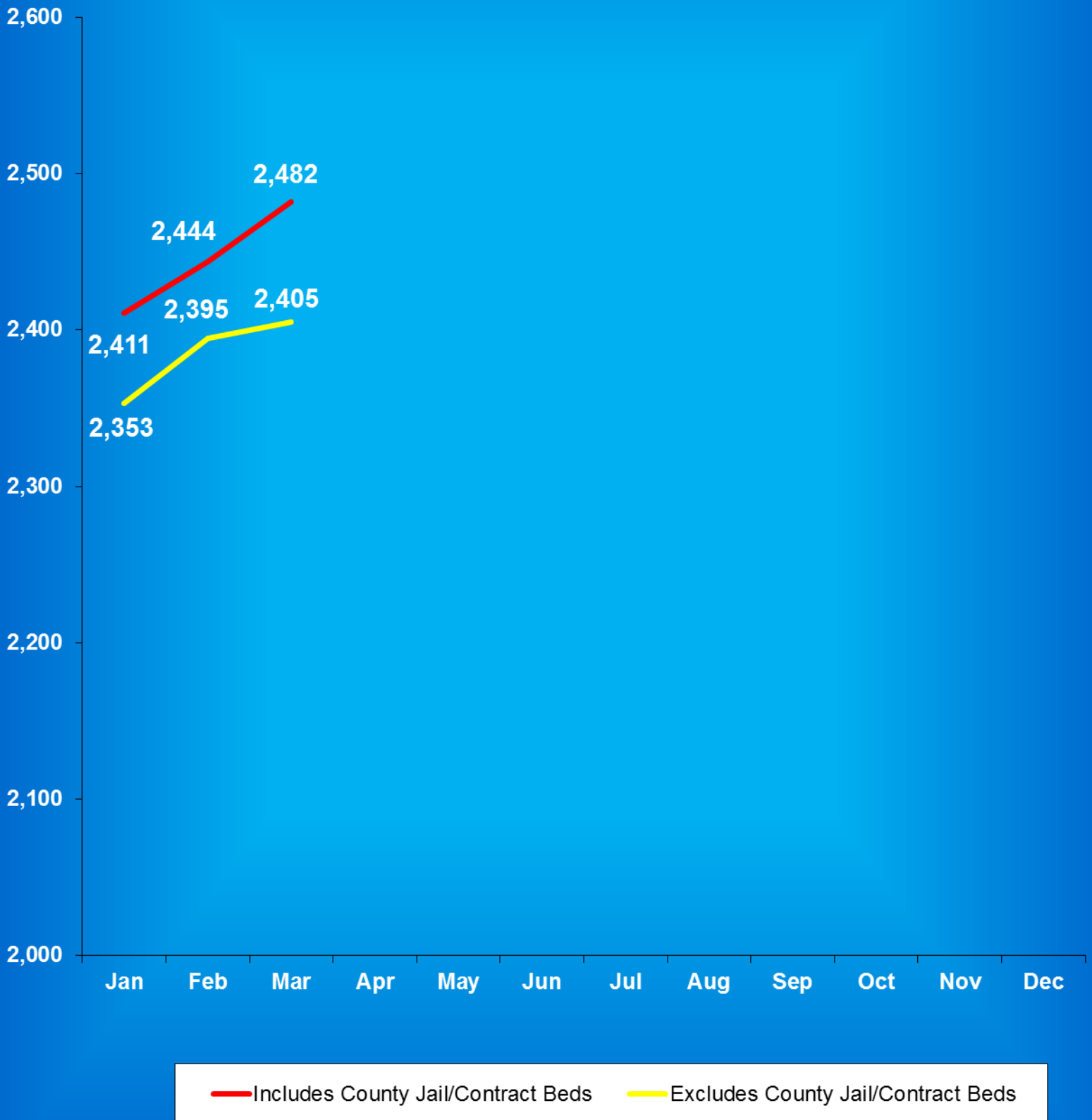
* Includes Offenders Held in County Jails and Contracted Beds

** Other includes Safekeepers, Predispositions, Habitual Offenders, Misdemeanants, and Unknowns

Indiana Department of Correction

Graph B

Average Daily Adult Female Offender Populations
Calendar Year 2018

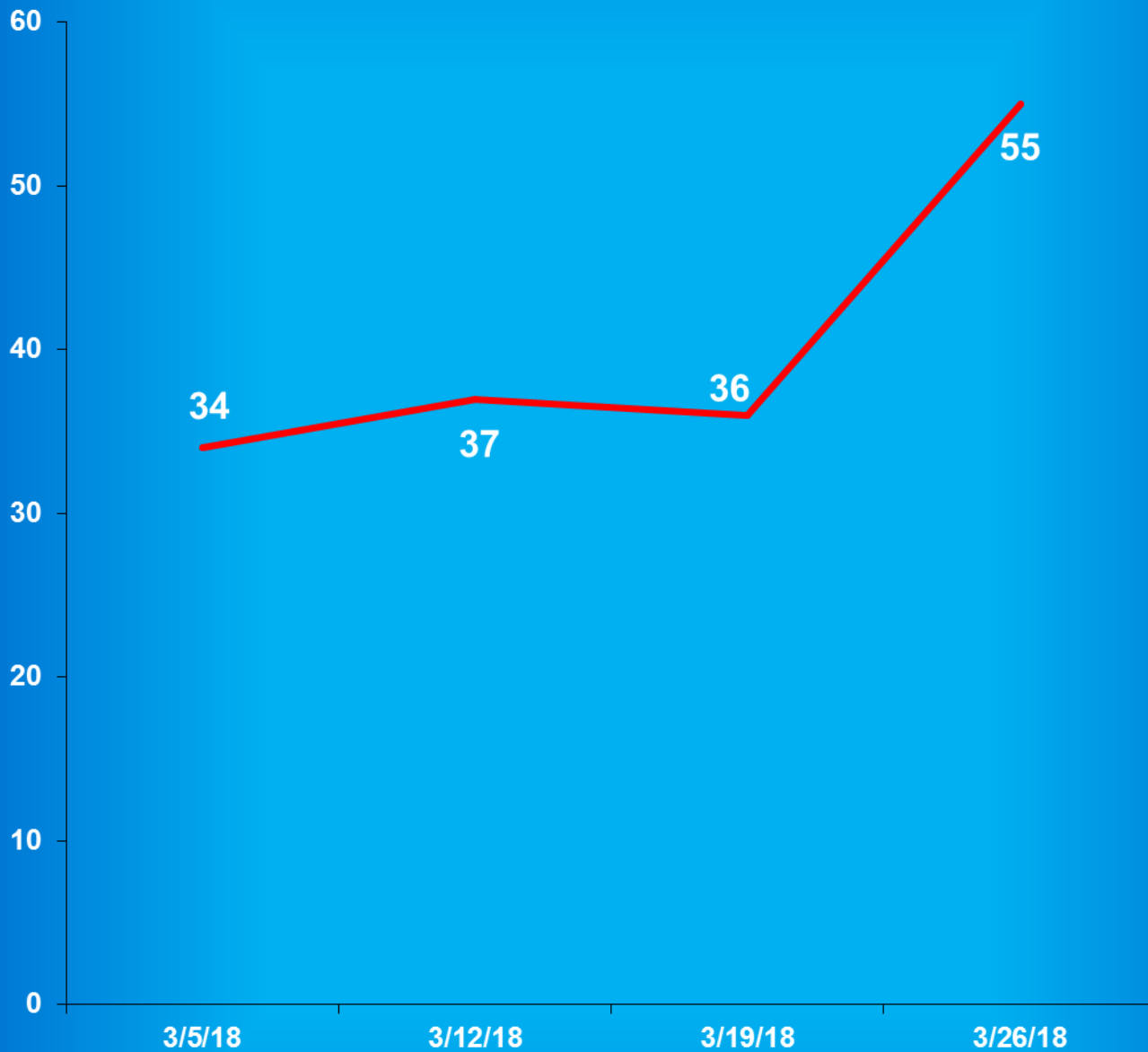


Indiana Department of Correction

Graph C

Adult Females Held in County Jails

March 2018



- Offenders held in county jails are newly sentenced offenders with completed court documents who are awaiting transfer to a DOC facility.

- Jail counts are a dynamic number that are affected by a variety of factors, including; sentencing trends, available DOC beds, and intake process completion.

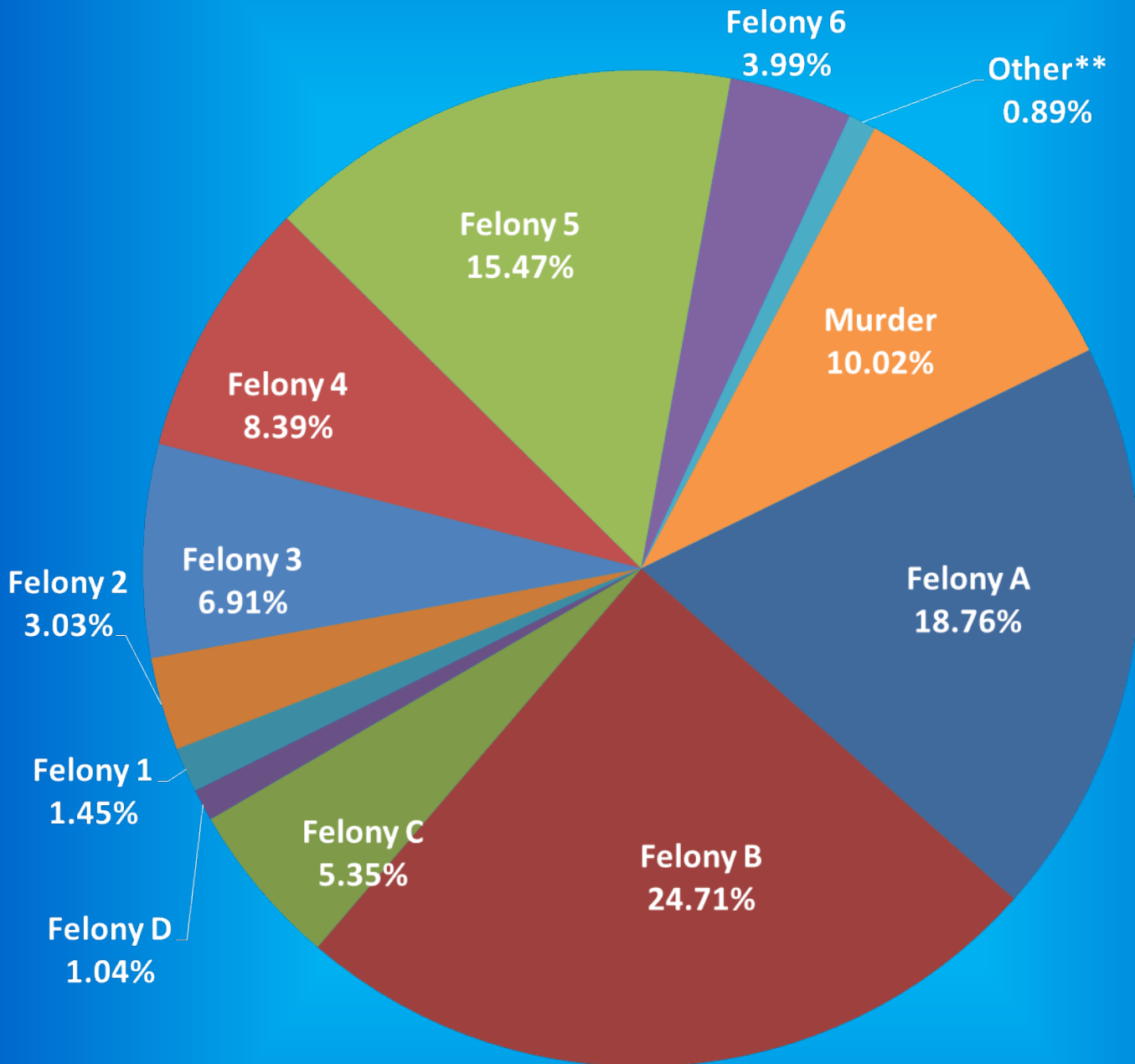
Indiana Department of Correction

Graph D

Male Population by Most Serious Offense Felony Level*

April 01, 2018

N = 23,831



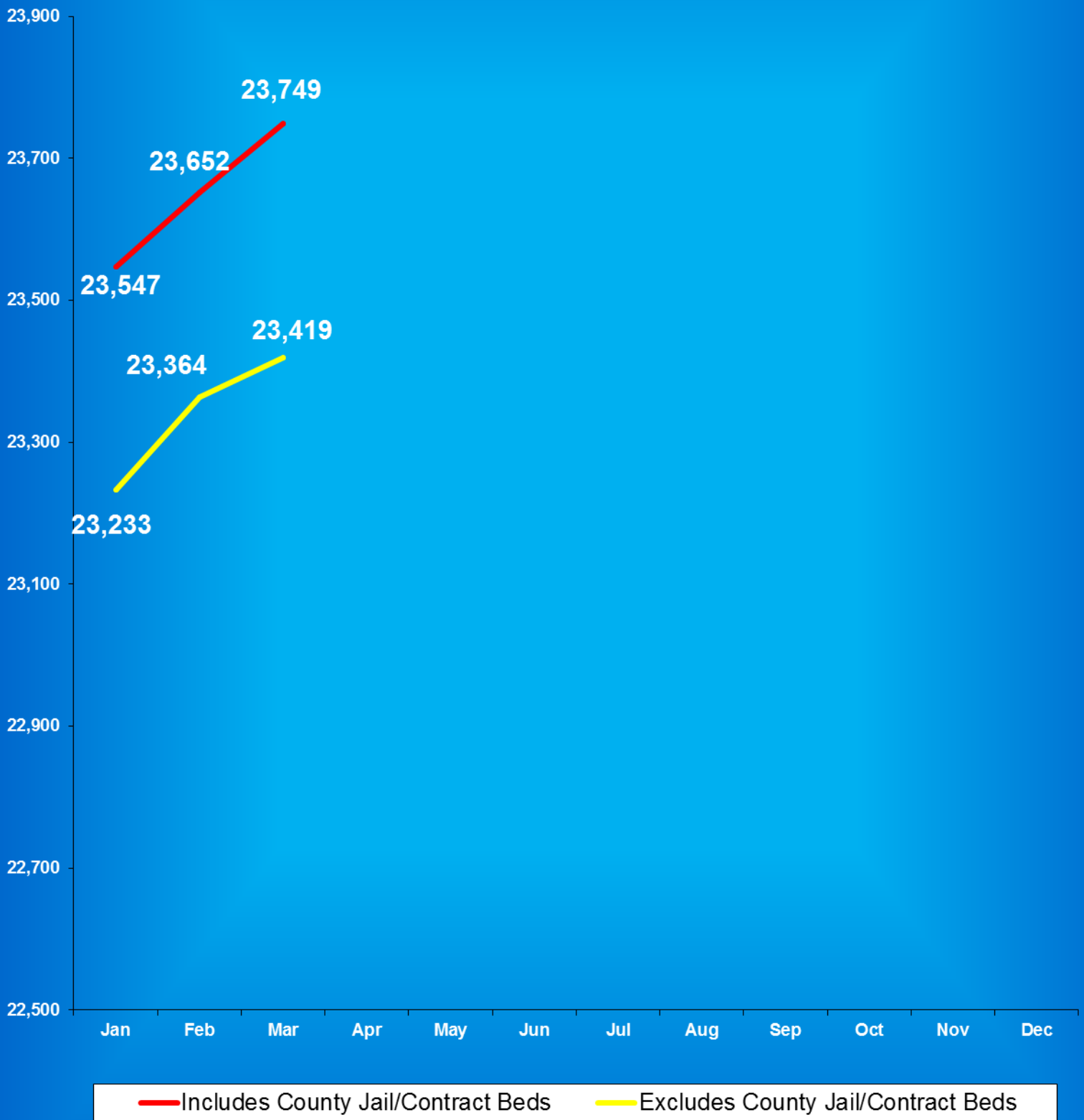
• Includes Offenders Held in County Jails and Contracted Beds

** Other includes Safekeepers, Predispositions, Habitual Offenders, Misdemeanants, and Unknowns

Indiana Department of Correction

Graph E

Average Daily Adult Male Offender Populations Calendar Year 2018

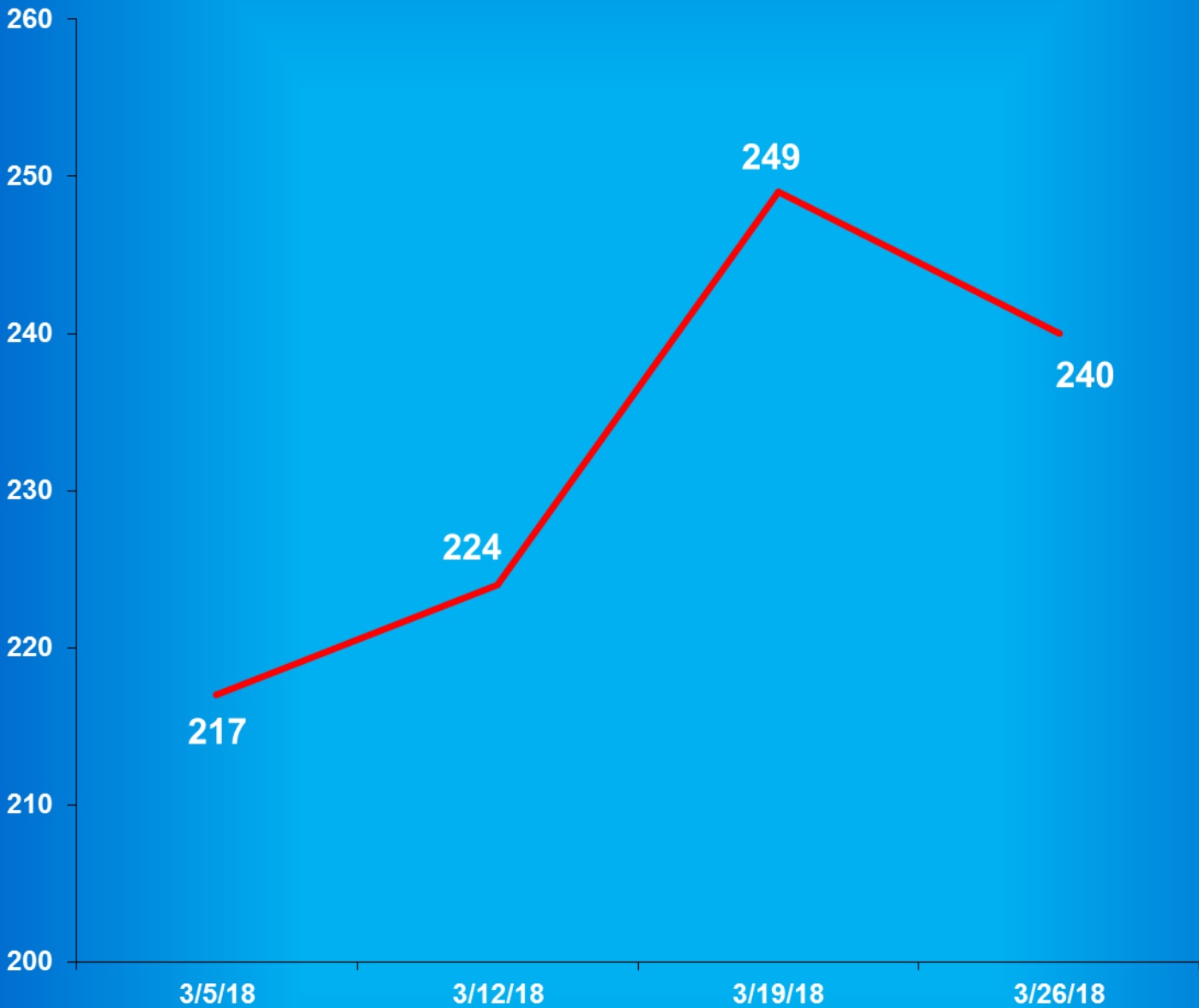


Indiana Department of Correction

Graph F

Adult Males Held in County Jails

March 2018



- Offenders held in county jails are newly sentenced offenders with completed court documents who are awaiting transfer to a DOC facility.

- Jail counts are a dynamic number that are affected by a variety of factors, including; sentencing trends, available DOC beds, and intake process completion.



Juvenile Offender Statistics



Indiana Department Of Correction
Table 13
Monthly Facility Admissions and Releases

Juvenile Offenders
March 2018

Admissions of All Juvenile Males

New Commitment	Re-Commitment	Parolee Return	Return From Escape	Diagnostics/Walk-Thrus
23	10	2	0	6

Releases of All Juvenile Males

Discharge	Parole	Escape	Diagnostics/Walk-Thrus
30	4	0	7

Admissions of All Juvenile Females

New Commitment	Re-Commitment	Parolee Return	Return From Escape	Diagnostics/Walk-Thrus
4	0	0	0	2

Releases of All Juvenile Females

Discharge	Parole	Escape	Diagnostics/Walk-Thrus
1	1	0	1

Sources:

SAS - mnthadm4_pgm_tbl13.pgm

SAS - mnthext4_pgm_tbl13.pgm

Indiana Department of Correction

Table 14

New Admissions by County of Commitment - Juveniles

March 2018

County	Admission Type			County	Admission Type		
	New Commits	Re Commits	Total		New Commits	Re Commits	Total
Adams	1	0	1	Madison	1	1	2
Allen	0	1	1	Marion	5	3	8
Bartholomew	0	0	0	Marshall	1	0	1
Benton	0	0	0	Martin	0	0	0
Blackford	0	0	0	Miami	0	0	0
Boone	0	0	0	Monroe	0	0	0
Brown	0	0	0	Montgomery	0	0	0
Carroll	0	0	0	Morgan	0	1	1
Cass	0	0	0	Newton	0	0	0
Clark	0	0	0	Noble	0	0	0
Clay	0	0	0	Ohio	0	0	0
Clinton	3	0	3	Orange	0	0	0
Crawford	0	0	0	Owen	0	0	0
Daviess	0	0	0	Parke	0	0	0
Dearborn	0	0	0	Perry	0	0	0
Decatur	0	0	0	Pike	0	0	0
DeKalb	0	0	0	Porter	0	0	0
Delaware	0	1	1	Posey	0	0	0
Dubois	0	0	0	Pulaski	0	0	0
Elkhart	1	0	1	Putnam	0	0	0
Fayette	0	0	0	Randolph	0	0	0
Floyd	0	1	1	Ripley	0	0	0
Fountain	0	0	0	Rush	0	0	0
Franklin	0	0	0	St. Joseph	3	0	3
Fulton	0	0	0	Scott	1	0	1
Gibson	0	0	0	Shelby	0	0	0
Grant	0	0	0	Spencer	0	0	0
Greene	0	0	0	Starke	0	0	0
Hamilton	0	1	1	Steuben	0	0	0
Hancock	0	0	0	Sullivan	0	0	0
Harrison	0	0	0	Switzerland	0	0	0
Hendricks	1	0	1	Tippecanoe	0	0	0
Henry	1	0	1	Tipton	1	0	1
Howard	1	0	1	Union	0	0	0
Huntington	0	0	0	Vanderburgh	3	0	3
Jackson	0	0	0	Vermillion	0	0	0
Jasper	0	0	0	Vigo	0	1	1
Jay	0	0	0	Wabash	0	0	0
Jefferson	0	0	0	Warren	0	0	0
Jennings	0	0	0	Warrick	0	0	0
Johnson	1	0	1	Washington	0	0	0
Knox	0	0	0	Wayne	0	0	0
Kosciusko	1	0	1	Wells	0	0	0
LaGrange	0	0	0	White	0	0	0
Lake	2	0	2	Whitley	0	0	0
LaPorte	0	0	0	Unknown	0	0	0
Lawrence	0	0	0	Totals	27	10	37

This data is based on most serious offense and excludes parole violations.

Source: Mnthadm4_pgm_tbl14.pgm

Indiana Department of Correction

Table 15

Monthly Releases by County of Commitment - Juveniles

March 2018

County	Release Type			County	Release Type		
	Discharge	Parole	Total		Discharge	Parole	Total
Adams	1	0	1	Madison	0	0	0
Allen	3	0	3	Marion	3	0	3
Bartholomew	0	0	0	Marshall	0	1	1
Benton	0	0	0	Martin	0	0	0
Blackford	0	0	0	Miami	0	0	0
Boone	0	0	0	Monroe	0	0	0
Brown	0	0	0	Montgomery	0	0	0
Carroll	0	0	0	Morgan	0	0	0
Cass	0	0	0	Newton	0	0	0
Clark	0	1	1	Noble	2	0	2
Clay	0	0	0	Ohio	0	0	0
Clinton	0	0	0	Orange	1	0	1
Crawford	1	0	1	Owen	0	0	0
Daviess	0	0	0	Parke	0	0	0
Dearborn	1	0	1	Perry	0	0	0
Decatur	0	0	0	Pike	0	0	0
DeKalb	0	0	0	Porter	1	0	1
Delaware	0	0	0	Posey	0	0	0
Dubois	0	0	0	Pulaski	0	0	0
Elkhart	2	0	2	Putnam	1	0	1
Fayette	0	0	0	Randolph	0	0	0
Floyd	0	0	0	Ripley	1	0	1
Fountain	0	0	0	Rush	0	0	0
Franklin	0	0	0	St. Joseph	2	1	3
Fulton	1	0	1	Scott	0	0	0
Gibson	0	0	0	Shelby	0	1	1
Grant	0	0	0	Spencer	0	0	0
Greene	0	0	0	Starke	0	0	0
Hamilton	0	0	0	Steuben	0	0	0
Hancock	0	0	0	Sullivan	0	0	0
Harrison	0	0	0	Switzerland	0	0	0
Hendricks	1	0	1	Tippecanoe	0	0	0
Henry	0	0	0	Tipton	1	0	1
Howard	1	1	2	Union	0	0	0
Huntington	0	0	0	Vanderburgh	3	0	3
Jackson	0	0	0	Vermillion	0	0	0
Jasper	0	0	0	Vigo	0	0	0
Jay	0	0	0	Wabash	0	0	0
Jefferson	0	0	0	Warren	0	0	0
Jennings	0	0	0	Warrick	0	0	0
Johnson	2	0	2	Washington	0	0	0
Knox	1	0	1	Wayne	0	0	0
Kosciusko	0	0	0	Wells	0	0	0
LaGrange	0	0	0	White	0	0	0
Lake	0	0	0	Whitley	0	0	0
LaPorte	1	0	1	Unknown	0	0	0
Lawrence	1	0	1	Totals	31	5	36

Some discharges may be releases to County Probation - data is unable to be separated.

Diagnostics and Escapes are excluded.

Source: Mnthext4_pgm_tbl15.pgm

Indiana Department of Correction
Table 16
Total Number of Committing Offenses for Juveniles
Committed to the Indiana Department of Correction

March 2018

OFFENSE (Citation Code)	NUMBER OF OFFENSES			
	This Month		This Calendar Year	
LEVEL I	Female	Male	Female	Male
Aggravated Battery (35-42-2-1.5)	0	0	0	0
Arson (35-43-1-1)	0	1	0	2
Battery (35-42-2-1)	1	3	3	9
Battery by Bodily Waste (35-42-2-6)	0	0	0	1
Burglary (35-43-2-1)	0	2	0	7
Carjacking (35-42-5-2)	0	0	0	0
Carrying Handgun w/o License (35-47-2-1)	0	0	0	2
Changing, Altering, Removing, Obliterating ID of Handgun (35-47-2-18)	0	0	0	0
Child Exploitation (35-42-4-4)	0	0	0	1
Child Molesting (35-42-4-3)	0	0	0	2
Child Seduction (35-42-4-7)	0	0	0	0
Child Selling (35-46-1-4)	0	0	0	0
Child Solicitation (35-42-4-6)	0	0	0	0
Child in Possession of Handgun (35-47-10-5)	0	0	0	4
Consumer Product Tampering (35-45-8-3)	0	0	0	0
Criminal Confinement (35-42-3-3)	0	1	0	2
Criminal Deviate Conduct (35-42-4-2)	0	0	0	0
Criminal Gang Intimidation (35-45-9-4)	0	0	0	0
Criminal Gang Recruitment	0	0	0	0
Criminal Recklessness (35-42-2-2)	0	3	0	5
Dangerous Possession of a Firearm (35-47-10-5)	0	6	0	9
Dealing in a Sawed-Off Shotgun (35-47-5-4.1)	0	0	0	0
Distribution of a Destructive Device (IC 35-47.5-5-5)	0	0	0	0
Domestic Battery (35-42-2-1.3)	0	0	0	5
Driving While Intoxicated Resulting in Death (9-30-5-5)	0	0	0	0
False Application for Handgun (35-47-2-8)	0	0	0	0
False, Altering Handgun License (35-47-2-22)	0	0	0	0
Feticide (35-42-1-6)	0	0	0	0
Handgun, False ID (35-47-2-17)	0	0	0	0
Incest (35-46-1-3)	0	0	0	0
Interference with Custody (35-42-3-4)	0	0	0	0
Intimidation (35-45-2-1)	0	0	0	0
Involuntary Manslaughter (35-42-1-4)	0	0	0	0
Kidnapping (35-42-3-2)	0	0	0	0
Murder (35-42-1-1)	0	0	0	0
Neglect of a Dependent (35-46-1-4)	0	0	0	0
Operation of a Machine Gun/Hurling a Bomb (35-47-5-9)	0	0	0	0
Overpass Mischief (35-42-2-5)	0	0	0	0
Pointing a Firearm (35-47-4-3)	0	0	0	3
Possession of Firearm on School Property (35-47-9-2)	0	0	0	1
Possession of a Machine Gun or Bomb (35-47-5-9)	0	0	0	0
Rape (35-42-4-1)	0	1	0	1
Reckless Homicide (35-42-1-5)	0	0	0	0
Resisting Law Enforcement (35-44-3-3)	0	0	0	0
Robbery (35-42-5-1)	1	3	1	9
Sell, Manufacture, Possess, Purchase Explosive (35-47-5-1)	0	0	0	0
Sell, Transfer, HIV Blood (35-42-1-7)	0	0	0	0
Selling, Transferring, Giving Handgun to Under 18 (35-47-2-7)	0	0	0	0
Sexual Battery (35-42-4-8)	0	0	0	0
Sexual Misconduct (35-44-1-5)	0	0	0	0
Sexual Misconduct with a Minor (35-42-4-9)	0	0	0	0

LEVEL I (cont'd)**NUMBER OF OFFENSES**

	This Month		This Calendar Year	
	Female	Male	Female	Male
Stalking (35-45-10-5)	0	0	0	0
Strangulation (35-42-2-9)	0	0	0	1
Unlawful Delivery of Confiscated Firearm (35-47-3-4)	0	0	0	0
Unlawful Use of Body Armor (35-47-5-13)	0	0	0	0
Unlawful Use of Stun Gun (35-47-8-5)	0	0	0	0
Vicarious Sexual Gratification (35-42-4-5)	0	0	0	0
Voluntary Manslaughter (35-42-1-3)	0	0	0	0
Sub-Total	2	20	4	64

LEVEL II

Assisting a Criminal (35-44-3-2)	0	0	0	0
Chinese Throwing Star (35-47-5-12)	0	0	0	0
Criminal Gang Activity (35-45-9-3)	0	0	0	0
Criminal Recklessness (35-42-2-2)	0	0	0	0
Dealing Anabolic Steroid (16-42-19-27)	0	0	0	0
Dealing Methamphetamine (35-48-4-1.1)	0	0	0	1
Dealing in Cocaine or Narcotic Drug (35-48-4-1)	0	0	0	0
Dealing in Marijuana, Hash Oil, or Hashish (35-48-4-10)	0	0	0	1
Dealing in a Schedule I, II, or III Controlled Substance (35-48-4-2)	0	0	0	2
Dealing in a Schedule IV Controlled Substance (35-48-4-3)	0	0	0	0
Dealing in a Schedule V Controlled Substance (35-48-4-4)	0	0	0	0
Dealing in a Substance Represented to be a Controlled Substance (35-48-4-4.5)	0	0	0	0
Delivery of Weapon to Intoxicated Person (35-47-4-1)	0	0	0	0
Disarming Law Enforcement Officer (35-44.1-3-2)	0	0	0	0
Escape/Failure to Return to Lawful Detention (35-44-3-5)	0	2	2	4
Inmate w/ Deadly Weapon (35-44.1-3-7)	0	0	0	0
Interference with Custody (35-42-3-4)	0	0	0	0
Intimidation (35-45-2-1)	0	1	3	11
Knife with Automatic Blade (35-47-5-2)	0	0	0	0
Loan Sharking (35-45-7-2)	0	0	0	0
Maintaining a Common Nuisance (35-48-4-13)	0	0	0	0
Manufacture, Distribution, Possession of a Substance Represented to be a Controlled Substance (35-48-4-4.6)	0	0	0	0
Neglect of a Dependent (35-46-1-4)	0	0	0	0
Poss Precursors w/ Intent to Manufacture Etc. (35-48-4-14.5)	0	0	0	0
Possession of a Controlled Substance (35-48-4-7)	0	0	0	0
Possession of a Knife on School Property (35-47-5-2.5)	0	0	0	0
Promoting Prostitution (35-45-4-4)	0	0	0	0
Purchase, Possession or Sale of Stun Gun (35-47-8-5)	0	0	0	0
Resisting Law Enforcement (35-44-3-3)	0	2	0	6
Rioting with a Deadly Weapon (35-45-1-2)	0	0	0	0
Sale, Possession, Use of Legend Drug (16-42-19-27)	0	0	0	0
Sexual Misconduct with a Minor (35-42-4-9)	0	0	0	0
Stalking (35-45-10-5)	0	0	0	0
Trafficking with an Inmate (35-44-3-9)	0	0	0	0
Use of Stun Gun in Commission of a Crime (35-47-8-5)	0	0	0	0
Sub-Total	0	5	5	25

LEVEL III

Accident /Failure to Stop (9-26-1-8)	0	0	0	0
Accident, Property Damage with Injury (9-26-1-8)	0	0	0	0
Altering or Damaging Computer (35-43-1-4)	0	0	0	0
Auto Theft, Receiving Stolen Parts (35-43-4-2.5)	0	3	1	9
Battery (35-42-2-1)	3	6	9	21
Battery by Bodily Waste (35-42-2-6)	0	0	0	1
Beastiality	0	0	0	0
Bribery (35-44-1-1)	0	0	0	0
Burglary (35-43-2-1)	0	0	0	0
Check Deception (35-43-5-5)	0	0	0	1

NUMBER OF OFFENSES

LEVEL III (cont'd)	This Month		This Calendar Year	
	Female	Male	Female	Male
Check Fraud (35-43-5-12)	0	0	0	0
Child Exploitation (35-42-4-4)	0	0	0	0
Controlled Substance Registration (35-48-4-14)	0	0	0	0
Conversion (35-43-4-3)	0	0	2	1
Criminal Mischief (35-43-1-2)	0	4	1	15
Criminal Recklessness (35-42-2-2)	0	0	1	0
Criminal Trespass (35-43-2-2)	0	0	0	7
Dealing in Altered Property (35-43-4-2.3)	0	0	0	0
Dealing in Marijuana, Hash Oil, or Hashish (35-48-4-10)	0	0	0	0
Dealing in Paraphernalia (35-48-4-8.5)	0	0	0	0
Dealing in a Schedule IV Controlled Substance (35-48-4-3)	0	0	0	0
Distribution of Material Harmful to Minor (35-49-3-3)	0	0	0	0
Escape/Failure to Return to Lawful Detention (35-44-3-5)	0	5	4	22
Failure to Appear (35-44-3-6)	0	0	0	0
False Reporting (35-44-2-2)	0	1	0	1
Forgery (35-43-5-2)	0	0	0	0
Fraud (35-43-5-4)	0	0	0	0
Fraud on Financial Institution (35-45-5-8)	0	0	0	0
Home Improvement Fraud (35-43-6-13)	0	0	0	0
Identity Deception (35-43-5-3.5)	0	0	0	1
Interference with Custody (35-42-3-4)	0	0	0	0
Interference with Reporting Crime (35-42-2-5)	0	0	0	0
Invasion of Privacy (35-46-1-15.1)	0	0	0	0
Kill Domestic Animal	0	0	0	0
Manufacture of Paraphernalia (35-48-4-8.1)	0	0	0	0
Nonsupport of Child (35-46-1-5)	0	0	0	0
Nonsupport of Spouse (35-46-1-6)	0	0	0	0
Obscene Performance (35-49-3-1)	0	0	0	0
Obstructing Fireman (35-44-3-8)	0	0	0	0
Obstructing Traffic (35-42-2-4)	0	0	0	0
Obstruction of Justice (35-44-3-4)	0	0	0	0
Operating Vehicle After Lifetime Forfeiture (9-30-10-17)	0	0	0	0
Operating Vehicle While Intoxicated (9-30-5-4)	0	0	0	0
Operating Vehicle While Intoxicated with Prior (9-30-5-3)	0	0	0	0
Patronizing a Prostitute (35-45-4-3)	0	0	0	0
Perjury (35-44-2-1)	0	0	0	0
Possession of Cocaine or Narcotic Drug (35-48-4-6)	0	0	0	1
Possession of Marijuana, Hash Oil, or Hashish (35-48-4-11)	0	0	0	0
Possession of Methamphetamines (35-48-4-6.1)	0	1	0	1
Possession of Paraphernalia (35-48-4-8.3)	0	0	0	0
Possession of a Controlled Substance (35-48-4-7)	0	0	0	0
Possession of a Syringe (16-42-19-18)	0	0	0	0
Possession/Use of Legend Drug (16-42-19-13)	0	0	0	0
Professional Gambling (35-45-5-3)	0	0	0	0
Profiting from Adoption (35-46-1-9)	0	0	0	0
Promoting Professional Gambling (35-45-5-4)	0	0	0	0
Promoting Prostitution (35-45-4-4)	0	0	0	0
Prostitution (35-45-4-2)	0	0	0	0
Public Indecency (35-45-4-1)	0	1	0	1
Public Nudity (35-45-4-1.5)	0	0	0	0
Railroad Mischief (35-42-2-5.5)	0	0	0	0
Receiving Stolen Auto Parts (35-43-4-2.5)	0	0	0	2
Receiving Stolen Property (35-43-4-2)	0	0	0	0
Residential Entry (35-43-2-1.5)	0	0	1	2
Resisting Law Enforcement (35-44-3-3)	1	1	3	14
Rioting (35-45-1-2)	0	0	0	0
Sale, Possession, Use of Legend Drug (16-42-19-27)	0	0	0	0
Selling, Distributing, Exhibiting Obscene Material (35-49-3-1)	0	0	0	0
Stalking (35-45-10-5)	0	0	0	0
Synthetic Drug (35-48-4-11.5)	0	0	0	0

NUMBER OF OFFENSES

LEVEL III (cont'd)	This Month		This Calendar Year	
	Female	Male	Female	Male
Theft (35-43-4-2)	0	6	1	20
Torture or Mutilation of Animal (35-46-3-12)	0	0	0	0
Trafficking with an Inmate (35-44-3-9)	0	0	0	0
Unauthorized Possession of Prescription Form (35-48-4-14)	0	0	0	0
Unlawful Entry of Motor Vehicle (35-43-4-2.7)	0	0	0	0
Voyeurism (35-45-4-5)	0	0	0	0
Welfare Fraud (35-43-5-7)	0	0	0	0
Sub-Total	4	28	0	23

LEVEL IV

Absence From Home Detention (35-38-2.5-10)	0	0	0	1
Accident/Failure to Stop (9-26-1-8)	0	1	0	2
Alcohol Violation (31-37-2-6)	0	0	0	1
Animal Cruelty (35-46-3-12)	0	0	0	0
Assisting a Criminal (35-44-3-2)	0	0	0	0
Beats Vertebrate Animal (35-46-3-12)	0	1	0	1
Check Deception (35-43-5-5)	0	0	0	0
Common Nuisance (35-48-4-13)	0	0	0	1
Computer Trespassing (35-43-2-3)	0	0	0	0
Counterfeiting Auto Registration (9-18-2-42)	0	0	0	0
Counterfeiting a Driver's License (9-24-18-7)	0	0	0	0
Curfew Violation (31-37-2-5)	0	2	0	2
Deception (35-43-5-3)	0	0	0	0
Deer Outside Hours (14-22-6-1)	0	0	0	0
Deer w/ Illegal Device (14-22-6-1)	0	0	0	0
Disorderly Conduct (35-45-1-3)	0	1	2	8
Dissemination of Material Harmful to Minor (35-49-3-3)	0	0	0	0
Driving While Intoxicated (9-11-2-3)	0	0	0	0
Driving with Suspended License (9-24-19-2)	0	0	0	0
Exploitation of Dependent/Endangered Adult (35-46-1-12)	0	0	0	0
Failure to Appear (35-44-3-6)	0	0	0	0
Failure to Disclose Recruitment (35-46-4-4)	0	0	0	0
Failure to Respond to Summons (35-44-3-6.5)	0	0	0	0
False Auto Registration (9-18-2-44)	0	0	0	0
False Identity Statement (35-44-2-6)	0	0	1	0
False Informing (35-44-2-2)	0	2	1	3
Flag Desecration (35-45-1-4)	0	0	0	0
Glue Sniffing (35-46-6-2)	0	0	0	0
Habitual Disobedience of Parent, Guardian, or Custodian (Incorrigible) (31-37-2-4)	0	0	0	0
Harassment (35-45-2-2)	0	0	0	1
Home Improvement Fraud (35-43-6-12)	0	0	0	0
Illegal Consumption of Alcohol (7.1-5-7-7)	0	2	0	4
Illegal Possession of Alcohol (7.1-5-7-7)	0	0	0	1
Impairment of ID Number (35-43-7-4)	0	0	0	0
Interference with Custody (35-42-3-4)	0	0	0	0
Interfering with Law Enforcement Animal (35-46-3-11)	0	0	0	0
Invasion of Privacy (35-46-1-15.1)	0	0	0	0
Leaving Home w/o Permission of Parent, Guardian or Custodian (Runaway) (31-37-2-2)	0	1	0	5
Maintaining a Common Nuisance (35-48-4-13)	0	0	0	0
Nitrous Oxide Distribution (35-46-6-3)	0	0	0	0
Obscene Performance (35-49-3-1)	0	0	0	0
Obstructing Medical Emergency (35-44-3-8.5)	0	0	0	0
Obstructing Traffic (35-42-2-4)	0	0	0	0
Official Misconduct (35-44.1-1-1)	0	0	0	0
Operating Vehicle While Intoxicated (9-30-5-2)	0	0	0	1
Operating Vehicle While Intoxicated/Cntrlrd Sub (9-30-5-1)	0	0	0	0
Operating Vehicle w/o License (9-24-18-1)	0	0	0	7
Operating Vehicle w/o Proof of Financial (9-25-8-2)	0	0	0	0
Operating Vehicle w/o Registration/Plates (9-18-2-43)	0	0	0	0

LEVEL IV (cont'd)	NUMBER OF OFFENSES			
	This Month		This Calendar Year	
	Female	Male	Female	Male
Possession of Marijuana, Hash Oil, or Hashish (35-48-4-11)	0	5	0	13
Possession of Paraphernalia (35-48-4-8.3)	0	2	0	9
Possession of Substance Represented to be a Controlled Substance (35-48-4-4.6)	0	0	0	0
Possession, Purchase, Accepting Tobacco (35-46-1-10.5)	0	0	0	0
Probation Violation	0	17	0	85
Public Intoxication (7.1-5-1-3)	0	0	1	0
Receiving Unidentified Property (35-43-7-5)	0	0	0	0
Reckless Driving (9-21-8-52)	0	1	0	4
Refusal to Aid Officer (35-44-3-7)	0	0	0	0
Refusal to Identify Self (34-28-5-3.5)	0	0	0	0
Selling, Distributing, Exhibiting Obscene Material (35-49-3-1)	0	0	0	0
Synthetic Drug (35-48-4-11.5)	0	0	0	0
Taking Deer/Turkey (14-22-6-1)	0	0	0	0
Tattooing a Minor (35-42-2-7)	0	0	0	0
Torture, Kill, Mutilate an Animal (35-46-3-12)	0	0	0	0
Unauthorized Possession of Prescription (35-48-4-14)	0	0	0	0
Unlawful Entry of Motor Vehicle (35-43-4-2.7)	0	0	0	1
Unlawful Gambling (35-45-5-2)	0	0	0	0
Unlawful Use of Railroad Right of Way (8-3-15-3)	0	0	0	0
Vending Machine Vandalism (35-43-4-7)	0	0	0	0
Violation Home Detention	0	0	0	0
Violation Suspended Commitment to DOC	0	0	0	0
Violation of Compulsory School Attendance Law (Truancy) (31-37-2-3)	0	0	0	0
Voyeurism (35-45-4-5)	0	0	0	0
Welfare Fraud (35-45-5-7)	0	0	0	0
Sub-Total	0	35	0	150
GRAND TOTAL NUMBER OF OFFENSES	6	88	37	359

Indiana Department of Correction
Table 17
Number of Juvenile Offenders by Most Serious Offense
Committed to the Indiana Department of Correction

March 2018

MOST SERIOUS OFFENSE (Citation Code)	NUMBER OF JUVENILES			
	This Month		This Calendar Year	
LEVEL I	Female	Male	Female	Male
Aggravated Battery (35-42-2-1.5)	0	0	0	0
Arson (35-43-1-1)	0	1	0	2
Battery (35-42-2-1)	1	2	3	8
Battery by Bodily Waste (35-42-2-6)	0	0	0	1
Burglary (35-43-2-1)	0	2	0	7
Carjacking (35-42-5-2)	0	0	0	0
Carrying Handgun w/o License (35-47-2-1)	0	0	0	0
Changing, Altering, Removing, Obliterating ID of Handgun (35-47-2-18)	0	0	0	0
Child Exploitation (35-42-4-4)	0	0	0	1
Child Molesting (35-42-4-3)	0	0	0	2
Child Seduction (35-42-4-7)	0	0	0	0
Child Selling (35-46-1-4)	0	0	0	0
Child Solicitation (35-42-4-6)	0	0	0	0
Child in Possession of Handgun (35-47-10-5)	0	0	0	4
Consumer Product Tampering (35-45-8-3)	0	0	0	0
Criminal Confinement (35-42-3-3)	0	1	0	1
Criminal Deviate Conduct (35-42-4-2)	0	0	0	0
Criminal Gang Intimidation (35-45-9-4)	0	0	0	0
Criminal Gang Recruitment	0	0	0	0
Criminal Recklessness (35-42-2-2)	0	2	0	3
Dangerous Possession of a Firearm (35-47-10-5)	0	4	0	7
Dealing in a Sawed-Off Shotgun (35-47-5-4.1)	0	0	0	0
Distribution of a Destructive Device (IC 35-47.5-5-5)	0	0	0	0
Domestic Battery (35-42-2-1.3)	0	0	0	4
Driving While Intoxicated Resulting in Death (9-30-5-5)	0	0	0	0
False Application for Handgun (35-47-2-8)	0	0	0	0
False, Altering Handgun License (35-47-2-22)	0	0	0	0
Feticide (35-42-1-6)	0	0	0	0
Handgun, False ID (35-47-2-17)	0	0	0	0
Incest (35-46-1-3)	0	0	0	0
Interference with Custody (35-42-3-4)	0	0	0	0
Intimidation (35-45-2-1)	0	0	0	0
Involuntary Manslaughter (35-42-1-4)	0	0	0	0
Kidnapping (35-42-3-2)	0	0	0	0
Murder (35-42-1-1)	0	0	0	0
Neglect of a Dependent (35-46-1-4)	0	0	0	0
Operation of a Machine Gun/Hurling a Bomb (35-47-5-9)	0	0	0	0
Overpass Mischief (35-42-2-5)	0	0	0	0
Pointing a Firearm (35-47-4-3)	0	0	0	2
Possession of Firearm on School Property (35-47-9-2)	0	0	0	1
Possession of a Machine Gun or Bomb (35-47-5-9)	0	0	0	0
Rape (35-42-4-1)	0	0	0	0
Reckless Homicide (35-42-1-5)	0	0	0	0
Resisting Law Enforcement (35-44-3-3)	0	0	0	0
Robbery (35-42-5-1)	1	3	1	9
Sell, Manufacture, Possess, Purchase Explosive (35-47-5-1)	0	0	0	0
Sell, Transfer, HIV Blood (35-42-1-7)	0	0	0	0
Selling, Transferring, Giving Handgun to Under 18 (35-47-2-7)	0	0	0	0
Sexual Battery (35-42-4-8)	0	0	0	0
Sexual Misconduct (35-44-1-5)	0	0	0	0
Sexual Misconduct with a Minor (35-42-4-9)	0	0	0	0

NUMBER OF JUVENILES

LEVEL I (cont'd)	This Month		This Calendar Year	
	Female	Male	Female	Male
Stalking (35-45-10-5)	0	0	0	0
Strangulation (35-42-2-9)	0	0	0	1
Unlawful Delivery of Confiscated Firearm (35-47-3-4)	0	0	0	0
Unlawful Use of Body Armor (35-47-5-13)	0	0	0	0
Unlawful Use of Stun Gun (35-47-8-5)	0	0	0	0
Vicarious Sexual Gratification (35-42-4-5)	0	0	0	0
Voluntary Manslaughter (35-42-1-3)	0	0	0	0
	2	15	4	53

LEVEL II

Assisting a Criminal (35-44-3-2)	0	0	0	0
Chinese Throwing Star (35-47-5-12)	0	0	0	0
Criminal Gang Activity (35-45-9-3)	0	0	0	0
Criminal Recklessness (35-42-2-2)	0	0	0	0
Dealing Anabolic Steroid (16-42-19-27)	0	0	0	0
Dealing Methamphetamine (35-48-4-1.1)	0	0	0	1
Dealing in Cocaine or Narcotic Drug (35-48-4-1)	0	0	0	0
Dealing in Marijuana, Hash Oil, or Hashish (35-48-4-10)	0	0	0	1
Dealing in a Schedule I, II, or III Controlled Substance (35-48-4-2)	0	0	0	2
Dealing in a Schedule IV Controlled Substance (35-48-4-3)	0	0	0	0
Dealing in a Schedule V Controlled Substance (35-48-4-4)	0	0	0	0
Dealing in a Substance Represented to be a Controlled Substance (35-48-4-4.5)	0	0	0	0
Delivery of Weapon to Intoxicated Person (35-47-4-1)	0	0	0	0
Disarming Law Enforcement Officer (35-44.1-3-2)	0	0	0	0
Escape/Failure to Return to Lawful Detention (35-44-3-5)	0	2	2	4
Inmate w/ Deadly Weapon (35-44.1-3-7)	0	0	0	0
Interference with Custody (35-42-3-4)	0	0	0	0
Intimidation (35-45-2-1)	0	1	3	5
Knife with Automatic Blade (35-47-5-2)	0	0	0	0
Loan Sharking (35-45-7-2)	0	0	0	0
Maintaining a Common Nuisance (35-48-4-13)	0	0	0	0
Manufacture, Distribution, Possession of a Substance Represented to be a Controlled Substance (35-48-4-4.6)	0	0	0	0
Neglect of a Dependent (35-46-1-4)	0	0	0	0
Poss precursors w/intent to manufacture etc. (35-48-4-14.5)	0	0	0	0
Possession of a Controlled Substance (35-48-4-7)	0	0	0	0
Possession of a Knife on School Property (35-47-5-2.5)	0	0	0	0
Promoting Prostitution (35-45-4-4)	0	0	0	0
Purchase, Possession or Sale of Stun Gun (35-47-8-5)	0	0	0	0
Resisting Law Enforcement (35-44-3-3)	0	2	0	4
Rioting with a Deadly Weapon (35-45-1-2)	0	0	0	0
Sale, Possession, Use of Legend Drug (16-42-19-27)	0	0	0	0
Sexual Misconduct with a Minor (35-42-4-9)	0	0	0	0
Stalking (35-45-10-5)	0	0	0	0
Trafficking with an Inmate (35-44-3-9)	0	0	0	0
Use of Stun Gun in Commission of a Crime (35-47-8-5)	0	0	0	0
Sub-Total	0	5	5	17

LEVEL III

Accident /Failure to Stop (9-26-1-8)	0	0	0	0
Accident, Property Damage with Injury (9-26-1-8)	0	0	0	0
Altering or Damaging Computer (35-43-1-4)	0	0	0	0
Auto Theft, Receiving Stolen Parts (35-43-4-2.5)	0	2	0	3
Battery (35-42-2-1)	2	2	5	6
Beastiality	0	0	0	0
Bribery (35-44-1-1)	0	0	0	0
Burglary (35-43-2-1)	0	0	0	0
Check Deception (35-43-5-5)	0	0	0	1
Check Fraud (35-43-5-12)	0	0	0	0

NUMBER OF JUVENILES

LEVEL III (cont'd)	This Month		This Calendar Year	
	Female	Male	Female	Male
Child Exploitation (35-42-4-4)	0	0	0	0
Controlled Substance Registration (35-48-4-14)	0	0	0	0
Conversion (35-43-4-3)	0	0	0	0
Criminal Mischief (35-43-1-2)	0	2	0	4
Criminal Recklessness (35-42-2-2)	0	0	1	0
Criminal Trespass (35-43-2-2)	0	0	0	2
Dealing in Altered Property (35-43-4-2.3)	0	0	0	0
Dealing in Marijuana, Hash Oil, or Hashish (35-48-4-10)	0	0	0	0
Dealing in Paraphernalia (35-48-4-8.5)	0	0	0	0
Distribution of Material Harmful to Minor (35-49-3-3)	0	0	0	0
Escape/Failure to Return to Lawful Detention (35-44-3-5)	0	1	4	6
Failure to Appear (35-44-3-6)	0	0	0	0
False Reporting (35-44-2-2)	0	0	0	0
Forgery (35-43-5-2)	0	0	0	0
Fraud (35-43-5-4)	0	0	0	0
Fraud on Financial Institution (35-45-5-8)	0	0	0	0
Home Improvement Fraud (35-43-6-13)	0	0	0	0
Identity Deception (35-43-5-3.5)	0	0	0	1
Interference with Custody (35-42-3-4)	0	0	0	0
Interference with Reporting Crime (35-42-2-5)	0	0	0	0
Invasion of Privacy (35-46-1-15.1)	0	0	0	0
Kill Domestic Animal	0	0	0	0
Manufacture of Paraphernalia (35-48-4-8.1)	0	0	0	0
Nonsupport of Child (35-46-1-5)	0	0	0	0
Nonsupport of Spouse (35-46-1-6)	0	0	0	0
Obscene Performance (35-49-3-1)	0	0	0	0
Obstructing Fireman (35-44-3-8)	0	0	0	0
Obstructing Traffic (35-42-2-4)	0	0	0	0
Obstruction of Justice (35-44-3-4)	0	0	0	0
Operating Vehicle After Lifetime Forfeiture (9-30-10-17)	0	0	0	0
Operating Vehicle While Intoxicated (9-30-5-4)	0	0	0	0
Operating Vehicle While Intoxicated with Prior (9-30-5-3)	0	0	0	0
Patronizing a Prostitute (35-45-4-3)	0	0	0	0
Perjury (35-44-2-1)	0	0	0	0
Possession of Cocaine or Narcotic Drug (35-48-4-6)	0	0	0	1
Possession of Marijuana, Hash Oil, or Hashish (35-48-4-11)	0	0	0	0
Possession of Methamphetamines (35-48-4-6.1)	0	1	0	1
Possession of Paraphernalia (35-48-4-8.3)	0	0	0	0
Possession of a Controlled Substance (35-48-4-7)	0	0	0	0
Possession of a Syringe (16-42-19-18)	0	0	0	0
Possession/Use of Legend Drug (16-42-19-13)	0	0	0	0
Professional Gambling (35-45-5-3)	0	0	0	0
Profiting from Adoption (35-46-1-9)	0	0	0	0
Promoting Professional Gambling (35-45-5-4)	0	0	0	0
Promoting Prostitution (35-45-4-4)	0	0	0	0
Prostitution (35-45-4-2)	0	0	0	0
Public Indecency (35-45-4-1)	0	1	0	1
Public Nudity (35-45-4-1.5)	0	0	0	0
Railroad Mischief (35-42-2-5.5)	0	0	0	0
Receiving Stolen Property (35-43-4-2)	0	0	0	0
Residential Entry (35-43-2-1.5)	0	0	0	1
Resisting Law Enforcement (35-44-3-3)	0	0	0	4
Rioting (35-45-1-2)	0	0	0	0
Sale, Possession, Use of Legend Drug (16-42-19-27)	0	0	0	0
Selling, Distributing, Exhibiting Obscene Material (35-49-3-1)	0	0	0	0
Stalking (35-45-10-5)	0	0	0	0
Synthetic Drug (35-48-4-11.5)	0	0	0	0
Theft (35-43-4-2)	0	2	1	9
Torture or Mutilation of Animal (35-46-3-12)	0	0	0	0
Trafficking with an Inmate (35-44-3-9)	0	0	0	0

LEVEL III (Cont.)**NUMBER OF JUVENILES**

	This Month		This Calendar Year	
	Female	Male	Female	Male
Unauthorized Possession of Prescription Form (35-48-4-14)	0	0	0	0
Unlawful Entry of Motor Vehicle (35-43-4-2.7)	0	0	0	0
Voyeurism (35-45-4-5)	0	0	0	0
Welfare Fraud (35-43-5-7)	0	0	0	0
Sub-Total	2	11	11	40

LEVEL IV

Absence From Home Detention (35-38-2.5-10)	0	0	0	0
Accident/Failure to Stop (9-26-1-8)	0	0	0	0
Assisting a Criminal (35-44-3-2)	0	0	0	0
Beats Vertebrate Animal (35-46-3-12)	0	0	0	0
Check Deception (35-43-5-5)	0	0	0	0
Common Nuisance (35-48-4-13)	0	0	0	0
Computer Trespassing (35-43-2-3)	0	0	0	0
Counterfeiting Auto Registration (9-18-2-42)	0	0	0	0
Counterfeiting a Driver's License (9-24-18-7)	0	0	0	0
Curfew Violation (31-37-2-5)	0	0	0	0
Deception (35-43-5-3)	0	0	0	0
Disorderly Conduct (35-45-1-3)	0	1	2	4
Dissemination of Material Harmful to Minor (35-49-3-3)	0	0	0	0
Driving with Suspended License (9-24-19-2)	0	0	0	0
Exploitation of Dependent/Endangered Adult (35-46-1-12)	0	0	0	0
Failure to Appear (35-44-3-6)	0	0	0	0
Failure to Disclose Recruitment (35-46-4-4)	0	0	0	0
Failure to Respond to Summons (35-44-3-6.5)	0	0	0	0
False Auto Registration (9-18-2-44)	0	0	0	0
False Identity Statement (35-44-2-6)	0	0	1	0
False Informing (35-44-2-2)	0	1	1	1
Flag Desecration (35-45-1-4)	0	0	0	0
Glue Sniffing (35-46-6-2)	0	0	0	0
Habitual Disobedience of Parent, Guardian, or Custodian (Incorrigible) (31-37-2-4)	0	0	0	0
Harassment (35-45-2-2)	0	0	0	0
Home Improvement Fraud (35-43-6-12)	0	0	0	0
Illegal Consumption of Alcohol (7.1-5-7-7)	0	0	0	0
Illegal Possession of Alcohol (7.1-5-7-7)	0	0	0	0
Impairment of ID Number (35-43-7-4)	0	0	0	0
Interference with Custody (35-42-3-4)	0	0	0	0
Interfering with Law Enforcement Animal (35-46-3-11)	0	0	0	0
Invasion of Privacy (35-46-1-15.1)	0	0	0	0
Leaving Home w/o Permission of Parent, Guardian or Custodian (Runaway) (31-37-2-2)	0	0	0	0
Nitrous Oxide Distribution (35-46-6-3)	0	0	0	0
Obscene Performance (35-49-3-1)	0	0	0	0
Obstructing Medical Emergency (35-44-3-8.5)	0	0	0	0
Obstructing Traffic (35-42-2-4)	0	0	0	0
Operating Vehicle While Intoxicated (9-30-5-2)	0	0	0	1
Operating Vehicle While Intoxicated/Cntrl'd Sub (9-30-5-1)	0	0	0	0
Operating Vehicle w/o License (9-24-18-1)	0	0	0	0
Operating Vehicle w/o Proof of Financial (9-25-8-2)	0	0	0	0
Operating Vehicle w/o Registration/Plates (9-18-2-43)	0	0	0	0
Possession of Marijuana, Hash Oil, or Hashish (35-48-4-11)	0	0	0	2
Possession of Paraphernalia (35-48-4-8.3)	0	0	0	0
Possession of Substance Represented to be a Controlled Substance (35-48-4-4.6)	0	0	0	0
Possession, Purchase, Accepting Tobacco (35-46-1-10.5)	0	0	0	0
Probation Violation	0	0	0	0
Public Intoxication (7.1-5-1-3)	0	0	0	0
Receiving Unidentified Property (35-43-7-5)	0	0	0	0
Reckless Driving (9-21-8-52)	0	0	0	0
Refusal to Aid Officer (35-44-3-7)	0	0	0	0
Refusal to Identify Self (34-28-5-3.5)	0	0	0	0
Selling, Distributing, Exhibiting Obscene Material (35-49-3-1)	0	0	0	0

LEVEL IV (cont'd)	NUMBER OF JUVENILES			
	This Month		This Calendar Year	
	Female	Male	Female	Male
Synthetic Drug	0	0	0	0
Torture, Kill, Mutilate an Animal (35-46-3-12)	0	0	0	0
Unauthorized Possession of Prescription (35-48-4-14)	0	0	0	0
Unlawful Entry of Motor Vehicle (35-43-4-2.7)	0	0	0	0
Unlawful Gambling (35-45-5-2)	0	0	0	0
Unlawful Use of Railroad Right of Way (8-3-15-3)	0	0	0	0
Vending Machine Vandalism (35-43-4-7)	0	0	0	0
Violation Home Detention	0	0	0	0
Violation Suspended Commitment to DOC	0	0	0	0
Violation of Compulsory School Attendance Law (Truancy) (31-37-2-3)	0	0	0	0
Voyeurism (35-45-4-5)	0	0	0	0
Welfare Fraud (35-45-5-7)	0	0	0	0
Sub-Total	0	2	4	8
GRAND TOTAL NUMBER OF JUVENILES	4	33	24	118

Indiana Department of Correction
Table 18
Juvenile Female New Commitments

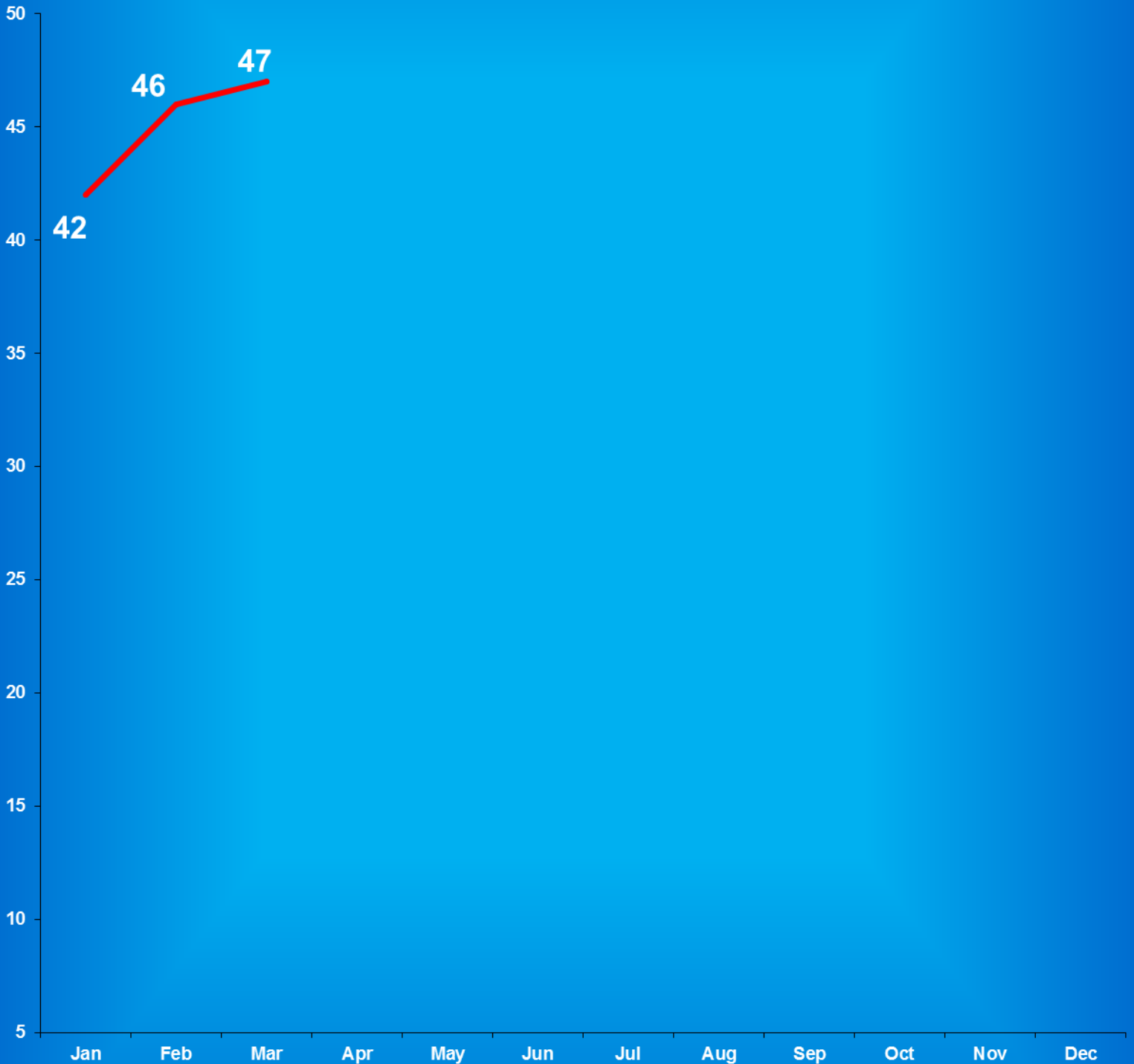
<u>Month</u>	<u>2014</u>	<u>2015</u>	<u>2016</u>	<u>2017</u>	<u>2018</u>
January	10	3	6	2	3
February	9	8	10	5	8
March	7	4	11	6	4
April	15	10	9	2	
May	11	12	4	6	
June	8	6	11	7	
July	14	5	4	8	
August	10	10	4	5	
September	5	13	7	8	
October	8	0	5	6	
November	5	11	6	7	
December	<u>13</u>	<u>11</u>	<u>5</u>	<u>12</u>	
TOTALS	115	93	82	74	15

Source: SAS - mnthadm4.pgm

Indiana Department of Correction

Graph G

Average Daily Juvenile Female Offender Populations
Calendar Year 2018



Indiana Department of Correction
Table 19
Juvenile Male New Commitments

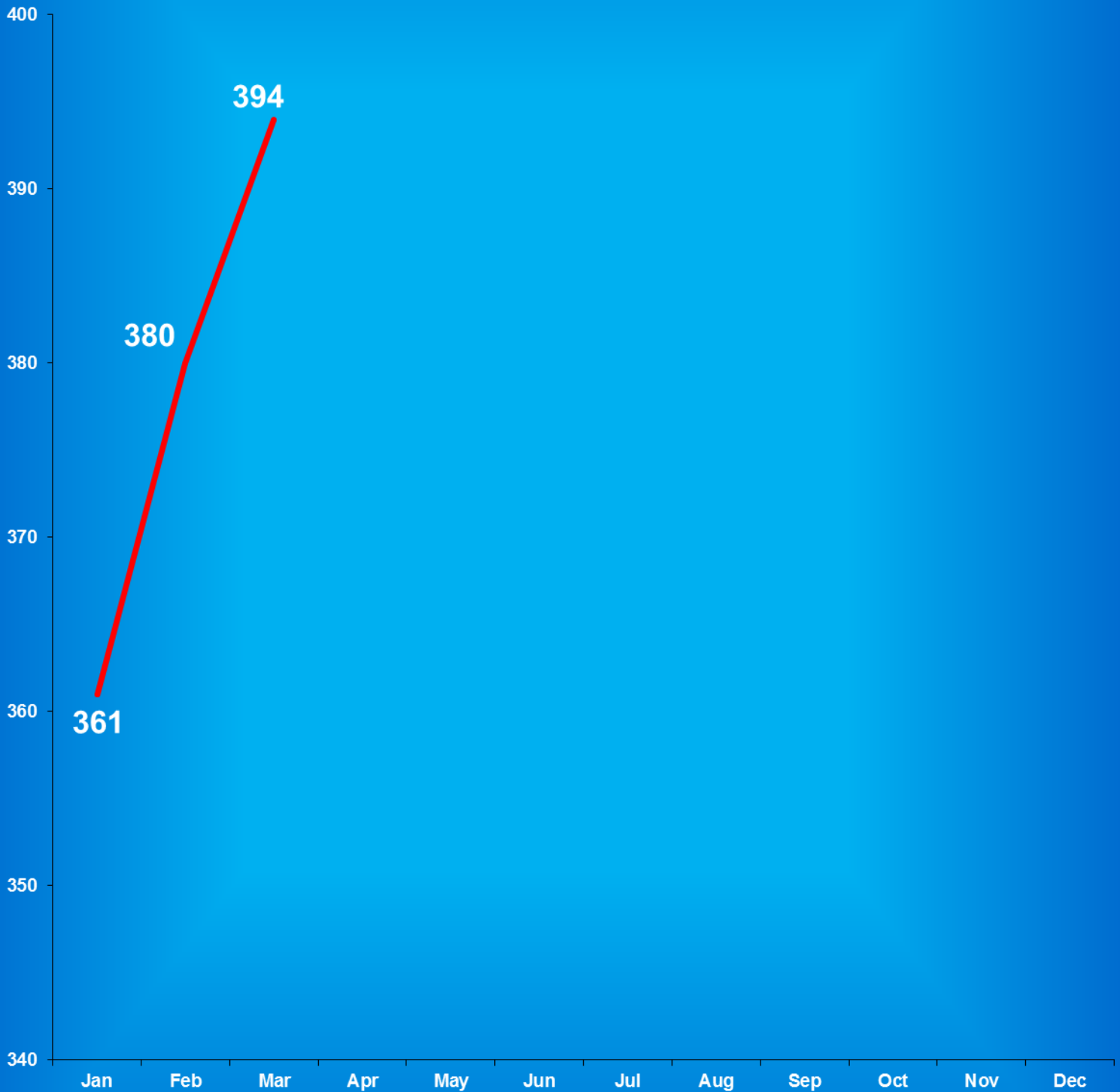
<u>Month</u>	<u>2014</u>	<u>2015</u>	<u>2016</u>	<u>2017</u>	<u>2018</u>
January	58	35	39	26	46
February	46	26	40	26	38
March	30	32	69	36	33
April	53	43	33	45	
May	47	37	44	35	
June	55	41	40	48	
July	46	50	29	40	
August	42	31	38	48	
September	43	42	36	43	
October	48	45	24	39	
November	40	41	28	48	
December	<u>40</u>	<u>40</u>	<u>30</u>	<u>34</u>	
TOTALS	548	463	450	468	117

Source: SAS - mnthadm4.pgm

Indiana Department of Correction

Graph H

Average Daily Juvenile Male Offender Populations Calendar Year 2018





Juvenile Reintegration Districts



District #8

District #6

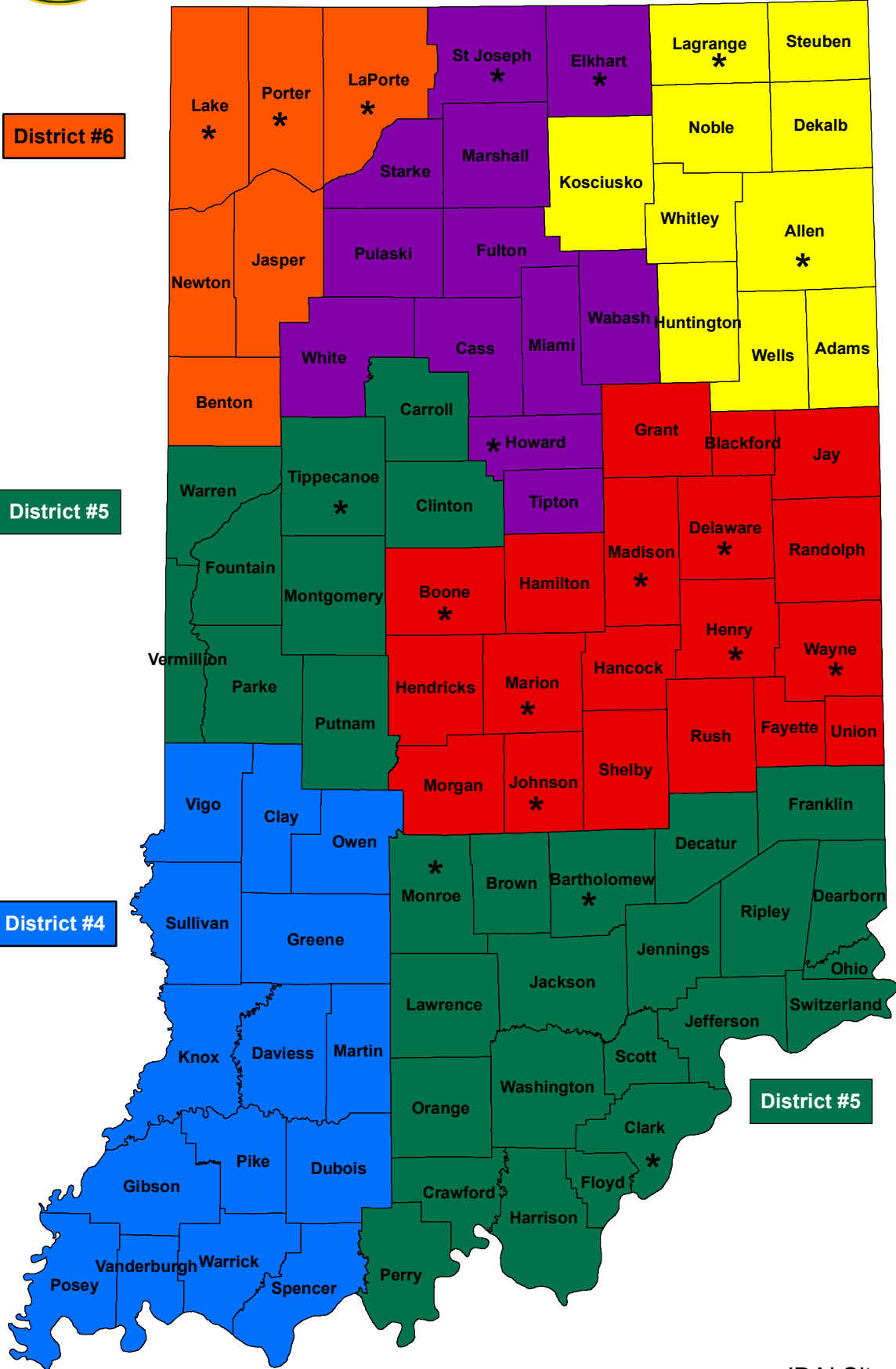
District #2

District #5

District #3

District #4

District #5



*JDAI Site

Indiana Department of Correction
Table 20
Juvenile Parole Caseload on April 01, 2018

<u>Juvenile Reintegration Districts</u>	Indiana Parolees		Other Jurisdiction		<u>Total</u>
	<u>Juvenile Male</u>	<u>Juvenile Female</u>	<u>Juvenile Male</u>	<u>Juvenile Female</u>	
<i>Interstate Compact (RD0)*</i>	0	0	5	0	5
	<u>District Supervision Breakdown as follows:</u>				
Juv Reintegration District 2	11	0	0	0	11
Juv Reintegration District 3	7	3	2	0	12
Juv Reintegration District 4	4	2	0	0	6
Juv Reintegration District 5	4	0	1	0	5
Juv Reintegration District 6	3	2	1	0	6
Juv Reintegration District 8	9	0	1	0	10
Total	38	7	5	0	50

Total Juvenile Parole Population on the First Day of Each Month

<u>Calendar Year 2018</u>	Indiana Parolees		Other Jurisdiction		<u>Total</u>
	<u>Juvenile Male</u>	<u>Juvenile Female</u>	<u>Juvenile Male</u>	<u>Juvenile Female</u>	
January	52	8	8	0	68
February	45	6	6	0	57
March	43	7	6	0	56
April	38	7	5	0	50

** Includes Indiana parolees who are serving their parole in another state, as well as offenders from other States being supervised in Indiana (Interstate Compact)*

Sources:
Parole Division
SAS - juvparl2.pgm

**Indiana Department of Correction
Indiana Government Center South, Room E334
302 W. Washington Street
Indianapolis, IN 46204**

**Prepared by:
Joshua Ross, Research Analyst
(317) 233-3432
josross@idoc.IN.gov**

This report and previous reports may be found at:

<http://www.in.gov/idoc/2376.htm>



CHANGING LIVES

The logo for the Indiana Department of Correction is circular, featuring a central torch surrounded by stars. The words "EMPLOYEES", "EFFICIENCY", and "EFFECTIVENESS" are arranged around the torch. The outer ring of the logo contains the text "INDIANA DEPARTMENT OF CORRECTION". To the right of the logo is a blue silhouette of the state of Indiana.

The Indiana Department of Correction advances public safety and successful re-entry through dynamic supervision, programming, and partnerships.