


Indiana Department of Correction

Division of Research & Technology



Offender Population Statistical Report

- January 2018 -

Rob Carter, Commissioner

**Indiana Department of Correction
Indiana Government Center South, Room E334
302 W. Washington Street
Indianapolis, IN 46204**

**Prepared by:
Joshua Ross, Research Analyst
(317) 233-3432
josross@idoc.in.gov**

This report and previous reports may be found at:

<http://www.in.gov/idoc/2376.htm>



Definitions

For the purpose of this report, the following definitions apply:

Admission – The means by which an offender enters the custody or jurisdiction of the Indiana Department of Correction. For this report, with the exception of the return of an escapee, this does not include a return from a temporary absence.

Average Daily Population – The sum of the daily beginning counts for a month, divided by that month's number of daily beginning counts.

Beginning Count – The number of offenders physically present at the beginning of the day (ie, 0000:01 hours).

Class A Felony – An offense whereby a person convicted of this felony shall be imprisoned for a fixed term of thirty years, with not more than twenty years added for aggravating circumstances, or not more than ten years subtracted for mitigating circumstances.

Class B Felony – An offense whereby a person convicted of this felony shall be imprisoned for a fixed term of ten years, with not more than ten years added for aggravating circumstances, or not more than four years subtracted for mitigating circumstances.

Class C Felony – An offense whereby a person convicted of this felony shall be imprisoned for a fixed term of four years, with not more than four years added for aggravating circumstances, or not more than two years subtracted for mitigating circumstances.

Class D Felony – An offense whereby a person convicted of this felony shall be imprisoned for a fixed term of one and one-half years, with not more than one and one-half years added for aggravating circumstances, or not more than one year subtracted for mitigating circumstances.

Class 1 Felony – An offense whereby a person convicted of this felony shall be imprisoned with a sentence range of 20-40 years, with not more than twenty years added as a habitual offender enhancement.

Class 2 Felony – An offense whereby a person convicted of this felony shall be imprisoned with a sentence range of 10-30 years, with not more than twenty years added as a habitual offender enhancement.

Class 3 Felony – An offense whereby a person convicted of this felony shall be imprisoned with a sentence range of 3-16 years, with not more than twenty years added as a habitual offender enhancement.

Class 4 Felony – An offense whereby a person convicted of this felony shall be imprisoned with a sentence range of 2-12 years, with not more than twenty years added as a habitual offender enhancement.

Class 5 Felony – An offense whereby a person convicted of this felony shall be imprisoned with a sentence range of 1-6 years, with not more than six years added as a habitual offender enhancement.

Class 6 Felony – An offense whereby a person convicted of this felony shall be imprisoned with a sentence range of 0.5-2.5 years, with not more than six years added as a habitual offender enhancement.

Contracted Beds - Those offenders who have been committed to the Indiana Department of Correction, but are housed in a local work release facility under contract of a 3rd party provider.

County Jail "Back-ups" (Jail Bed Count) – Those offenders who have been committed to the Indiana Department of Correction, but are housed in a county jail until they can be transferred to a Department of Correction intake facility. The county receives \$35.00 per day, per offender, to house these offenders.

Ending Count – The number of offenders physically present at the end of the day (ie, 2400:00 hours).

Felon – A person convicted in any jurisdiction who might have been imprisoned for more than one year.

Murder - An offense whereby a person convicted of this felony shall be imprisoned for a fixed term of fifty-five years, with not more than ten years added for aggravating circumstances, or not more than ten years subtracted for mitigating circumstances.

Definitions Continued

Operational Capacity – The total bed capacity of the facility. The capacity of a facility is the number of beds authorized for safe and efficient operation of the facility.

Pre-Dispositional – An individual ordered by the Court to the Indiana Department of Correction for evaluation prior to sentencing.

Release – The means by which an offender leaves the custody or jurisdiction of the Indiana Department of Correction. For this report, with the exception of an escape, this does not include a temporary absence.

Safekeeper – An individual whom the Court has determined to be in imminent danger of serious bodily injury or death, or who represents a substantial threat to the safety of others, and whom the Court has ordered to the Indiana Department of Correction for custody and security control.

Maximum Level Facilities – Maximum security facilities have very restrictive security measures and housing is celled space.

Medium Level Facilities – Medium security facilities have moderate degree of security measures and housing consists of dormitories and celled space.

Minimum Level Facilities – Minimum Security Facilities have the least restrictive security measures and housing is dormitory style. Also included as minimum security are work release program offenders who leave the facility for outside employment but return nightly.

Intake Facilities – Intake facilities are designated to receive newly committed adult offenders. During the intake process each offender is evaluated through interviews, reports and diagnostic tests. This evaluation forms the basis of the offenders' facility and program assignment.

Secure Housing Units – Denotes maximum control with the most restrictive security measures in place.

Vacancy – The number of beds available for assignment.

Juvenile Diagnostic/Walkthrough – A Juvenile court can order a youth to the Department of Correction to be temporarily committed for not more than 14 days (excluding Saturdays, Sundays and Legal holidays) for the purpose of an evaluation. The youth must be adjudicated delinquent and the order has to be prior to disposition. The department will send a report to the court of the written findings.

Indiana Department of Correction Population Summary

- There were 23,584 adult male offenders (including 219 county jail “back-ups” and 92 in contracted beds) on February 01, 2018. This population is 4% below operational bed capacity for general population.
- There were 2,414 adult female offenders (including 36 county jail “back-ups” and 22 in contracted beds) on February 01, 2018. This population is 9% below the operational bed capacity.
- There were 372 juvenile male offenders in the Department’s facilities on February 01, 2018. This population is 48% below the operational bed capacity.
- There were 47 juvenile female offenders in the Department’s facilities on February 01, 2018. This population is 20% below the operational bed capacity.
- There were 6,465 adult males on parole in Indiana (5,952 Indiana parolees and 513 other jurisdiction parolees) on February 01, 2018.
- There were 690 adult females on parole in Indiana (632 Indiana parolees and 58 other jurisdiction parolees) on February 01, 2018.
- There were 974 adults admitted to IDOC (845 male and 129 female) and 965 adults released from IDOC (833 male and 132 female) in January 2018.
- There were 58 juveniles admitted to IDOC (54 male and 4 female) and 69 juveniles released from IDOC (59 male and 10 female) in January 2018.

**Indiana Department of Correction
Human Resource Report**

January 31, 2018

ADULT FACILITIES

Facility	Total Staff*	Custody Staff	Non-Custody	Vacancies	Hires - Rehires	Retired - Terminated	Inter-Agency		Contract/Vendor		
							In	Out	Aramark	Health	Education
Branchville Correctional Facility	260	187	73	13	12	7	1	0	7	31	6.0
Chain O'Lakes Correctional Facility	26	20	6	4	3	0	0	0	4	2	0.0
Correctional Industrial Facility	313	244	69	55	23	8	0	0	14	31	5.3
Edinburgh Correctional Facility	68	53	15	2	3	2	0	0	5	6	0.0
Indiana State Prison/Lakeside	500	389	111	67	16	17	2	0	21	46	2.0
Indiana Women's Prison	179	119	60	18	4	2	0	0	6	26	5.8
Madison Correctional Facility	207	146	61	50	4	1	1	1	7	27	6.0
Miami Correctional Facility	483	383	100	73	20	13	1	0	32	59	10.5
New Castle Correctional Facility**	441	296	145	111	0	0	0	0	29	92	18.0
Pendleton Correctional Facility	469	352	117	50	15	9	0	0	18	48	2.8
Plainfield Correctional Facility	352	261	91	42	21	8	0	0	27	44	6.0
Putnamville Correctional Facility	461	353	108	61	21	8	2	0	20	39	10.0
Reception-Diagnostic Center	214	169	45	35	8	2	0	0	0	31	0.0
Rockville Correctional Facility	238	168	70	27	5	2	0	0	15	31	9.0
South Bend Comm. Re-Entry Center	35	25	10	7	1	3	2	1	4	2	0.0
Heritage Trail DOC Staff	19	0	19	4	0	0	0	0	0	8	4.0
Heritage Trail GEO Staff**	138	96	42	24	0	0	0	0	2	11	0.0
Wabash Valley Correctional Facility	593	465	128	54	6	9	1	1	29	50	8.0
Westville Correctional Facility	661	493	168	108	13	14	2	0	37	77	9.5
Total	5,657	4,219	1,438	805	175	105	12	3	277	661	102.9

JUVENILE FACILITIES

Facility	Total Staff*	Custody Staff	Non-Custody	Vacancies	Hires - Rehires	Retired - Terminated	Inter-Agency		Contract/Vendor		
							In	Out	Aramark	Health	Education
Camp Summit	58	41	17	9	2	1	1	1	0	1	3.0
Logansport Intake/North Central	169	118	51	19	6	1	1	1	6	14	3.0
Pendleton Juvenile Correctional	263	182	81	31	14	6	0	0	8	14	4.0
Total	490	341	149	59	22	8	2	2	14	29	10.0

ADMINISTRATIVE

Central Office***	Total	514	184	330	56	0	0	0	0	0	0	1.5
-------------------	--------------	-----	-----	-----	----	---	---	---	---	---	---	-----

TOTALS

STATE EMPLOYEE TOTAL	6,082	4,352	1,730	785	197	113	14	5	0	0	0
CONTRACT EMPLOYEE TOTAL	1,674	392	1,282	135	0	0	0	0	291	690	114
GRAND TOTAL	7,756	4,744	3,012	920	197	113	14	5	291	690	114

* Total Active Staff does not include those on disability, suspension, or leave with pay.

** New Castle Correctional Facility and Heritage Trail are privately contracted institutions. Their hire/rehire and termination/reire data is not provided to DOC.

*** Includes Technology Services Division, PEN Products, Staff Development and Training, and the Parole Division (counted as Custody Staff)

Note: Total staff, custody staff, non-custody staff, and vacancy data are as of the end of the month.

Hires and re-hires, retirements and terminations, intra-agency transfer in and transfer out are the total number of actions for the month.

Source: DOC Human Resource



Offender Statistics



Indiana Department of Correction
Table 1
Offender Population & Vacancy Numbers, by Facility Security Level
February 1, 2018

Minimum Security - Adult MALE

	January Ending Count	General Population Vacancies	Programs & Treatment Vacancies	Segregation & Infirmery Vacancies	Down Beds	Held Beds
Chain O'Lakes	122	5	0	0	0	2
Edinburgh	299	42	0	0	0	3
Miami - MCA	194	10	0	0	0	0
New Castle - NCA	176	28	0	0	0	0
Pendleton - IRO	201	18	0	0	0	1
Westville - WCA	332	32	0	0	14	1
Wabash Valley - WVA	162	36	0	0	0	0
Total	1,486	171	0	0	14	7

Re-Entry & Work Release - Adult MALE

Bartholomew Co. Re-Entry	10	0	0	0	0	0
Chain O'Lakes Re-Entry	7	0	0	0	0	0
Duvall Center Re-Entry	26	14	0	0	0	0
Lake Co. Re-Entry	3	7	0	0	0	0
South Bend Re-Entry	149	22	0	0	0	1
VOA/Hope Hall Re-Entry	17	3	0	0	0	0
Starke Co. PI - TC	36	0	11	0	0	1
Total	248	46	11	0	0	2

Medium Security - Adult MALE

	January Ending Count	General Population Vacancies	Programs & Treatment Vacancies	Segregation & Infirmery Vacancies	Down Beds	Held Beds
Branchville	1,301	95	78	11	0	0
Correctional Industrial	1,408	17	0	9	0	15
Indiana State Prison ISO	274	108	0	0	2	1
Plainfield	1,504	27	0	12	150	3
Putnamville	2,070	107	9	4	320	0
Heritage Trail	836	25	0	0	0	7
Westville	2,383	90	95	32	308	33
New Castle	2,364	35	1	19	1	11
Total	12,140	504	183	87	781	70

Table 1 (Cont.)

Maximum Security - Adult MALE

	January Ending Count	General Population Vacancies	Programs & Treatment Vacancies	Segregation & Infirmery Vacancies	Down Beds	Held Beds
Miami	2,906	46	3	13	1	15
Indiana State Prison	1,938	61	19	12	10	27
Pendleton	1,329	37	58	12	8	5
Pendleton Treatment Unit	175	0	36	0	3	0
ISR Secure Housing Unit	62	0	0	4	3	0
Reception Diag. Center	589	65	0	0	41	0
New Castle Annex	447	8	0	19	9	3
New Castle Mental Health	114	0	11	0	0	3
WCU Secure Housing Unit	104	0	0	2	2	2
Wabash Valley	1,655	14	59	7	30	20
WVS Secure Housing Unit	172	0	0	18	25	1
Total	9,491	231	186	87	132	76

Minimum Security & Re-Entry - Adult FEMALE

	January Ending Count	General Population Vacancies	Programs & Treatment Vacancies	Segregation & Infirmery Vacancies	Down Beds	Held Beds
Madison	524	137	0	0	0	1
Jefferson Co. Re-Entry	46	12	0	0	0	0
Crane House	19	26	0	0	0	0
Bartholomew Co. Re-Entry	0	10	0	0	0	0
Lake Co. Re-Entry	0	10	0	0	0	0
VOA/Evansville/Female	3	2	0	0	0	0
Total	592	197	0	0	0	1

Medium Security - Adult FEMALE

Rockville	981	19	29	12	0	0
Total	981	19	29	12	0	0

Maximum Security - Adult FEMALE
--

Women's Prison	601	7	20	2	0	1
Rockville Intake	204	8	0	0	0	0
Total	805	15	20	2	0	1

JAIL BED COUNT

Adult Male	219	N/A	N/A	N/A	N/A	N/A
Adult Female	36	N/A	N/A	N/A	N/A	N/A
Total	255					

Table 1 (Cont.)

JUVENILE OFFENDERS

Juvenile Male

	January Ending Count	General Population Vacancies	Programs & Treatment Vacancies	Segregation & Infirmery Vacancies	Down Beds	Held Beds
Logansport Juvenile Intake/Diagnostic Facility	41	46	0	5	0	0
North Central Juvenile Correctional Facility	139	35	0	0	0	0
Pendleton Juvenile Correctional Facility	192	173	0	17	0	9
Total	372	254	0	22	0	9

Juvenile Female

LaPorte Juvenile Correctional Facility	47	12	0	3	0	0
--	----	----	---	---	---	---

TOTALS

	January Ending Count	General Population Vacancies	Programs & Treatment Vacancies	Segregation & Infirmery Vacancies	Down Beds	Held Beds
GRAND TOTAL FOR ALL ADULT MALES (Includes Jail Bed Count and Contracted Beds)	23,584	952	380	174	927	155
TOTAL FOR ADULT MALES IDOC FACILITIES ONLY	23,273	928	369	174	927	154
GRAND TOTAL FOR ALL ADULT FEMALES (Includes Jail Bed Count and Contracted Beds)	2,414	231	49	14	0	2
TOTAL FOR ADULT FEMALES IDOC FACILITIES ONLY	2,356	171	49	14	0	2
TOTAL FOR JUVENILE MALES	372	254	0	22	0	9
TOTAL FOR JUVENILE FEMALES	47	12	0	3	0	0
GRAND TOTAL FOR THE DEPARTMENT (Includes Jail Bed Count and Contracted Beds)	26,417	1,449	429	213	927	166
GRAND TOTAL FOR THE DEPARTMENT (Excludes Jail Bed Count and Contracted Beds)	26,048	1,365	418	213	927	165

Sources: Planning Division Facility Body Count Report
 Planning Division Juvenile Daily Count Report
 OIS - Jail Bed Count
 Operational Support Services - Vacancy Report

Indiana Department of Correction
Table 2
Operational Capacity Compared to Population, by Facility
February 1, 2018

Minimum Security - Adult MALE					
--------------------------------------	--	--	--	--	--

	December Operational Capacity	January Operational Capacity	January Adjusted Operational Capacity*	January Ending Count	Percent +/- Capacity
Chain O'Lakes	129	129	127	122	-4%
Edinburgh	344	344	341	299	-12%
Miami - MCA	204	204	204	194	-5%
New Castle - NCA	204	204	204	176	-14%
Pendleton - IRO	220	220	219	201	-8%
Westville - WCA	379	379	364	332	-9%
Wabash Valley - WVA	198	198	198	162	-18%
Total	1,678	1,678	1,657	1,486	-10%

Re-Entry & Work Release - Adult MALE					
---	--	--	--	--	--

Bartholomew Co. Re-Entry	10	10	10	10	0%
Chain O'Lakes Re-Entry	7	7	7	7	0%
Duval Center Re-Entry	40	40	40	26	-35%
Lake Co. Re-Entry	10	10	10	3	-70%
South Bend Re-Entry	172	172	171	149	-13%
VOA/Hope Hall Re-Entry	20	20	20	17	-15%
Starke Co. PI - TC	<u>48</u>	<u>48</u>	36	36	<u>0%</u>
Total	307	307	294	248	-16%

Medium Security - Adult MALE					
-------------------------------------	--	--	--	--	--

Branchville	1,485	1,485	1396	1,301	-7%
Correctional Industrial	1,449	1,449	1425	1,408	-1%
Indiana State Prison ISO	385	385	382	274	-28%
Plainfield	1,696	1,696	1531	1,504	-2%
Putnamville	2,510	2,510	2177	2,070	-5%
Heritage Trail	868	868	861	836	-3%
Westville	2,941	2,941	2473	2,383	-4%
New Castle	<u>2,431</u>	<u>2,431</u>	2399	2,364	<u>-1%</u>
Total	13,765	13,765	12,644	12,140	-4%

Table 2 (Cont.)

Maximum Security - Adult MALE					
	December Operational Capacity	January Operational Capacity	January Adjusted Operational Capacity*	January Ending Count	Percent +/- Capacity
Miami	2,984	2984	2952	2,906	-2%
Indiana State Prison	2,067	2067	1999	1,938	-3%
Pendleton	1,353	1449	1366	1,329	-3%
Pendleton Treatment Unit	298	214	175	175	0%
ISR Secure Housing Unit	69	69	62	62	0%
Reception Diag. Center	695	695	654	589	-10%
New Castle Annex	486	486	455	447	-2%
New Castle Mental Health	128	128	114	114	0%
WCU Secure Housing Unit	110	110	104	104	0%
Wabash Valley	1,785	1785	1669	1,655	-1%
WVS Secure Housing Unit	<u>216</u>	<u>216</u>	172	172	<u>0%</u>
Total	10,191	10,203	9,722	9,491	-2%

Minumum Security & Re-Entry - Adult FEMALE					
Madison	662	662	661	524	-21%
Jefferson Co. Re-Entry	58	58	58	46	-21%
Crane House	45	45	45	19	-58%
Bartholomew Co. Re-Entry	10	10	10	0	-100%
Lake Co. Re-Entry	10	10	10	0	-100%
VOA/Evansville/Female	<u>5</u>	<u>5</u>	5	3	-40%
Total	790	790	789	592	-25%

Medium Security - Adult FEMALE					
Rockville	<u>1,117</u>	<u>1,041</u>	<u>1000</u>	981	-2%
Total	1,117	1,041	1,000	981	-2%

Maximum Security - Adult FEMALE					
Women's Prison	631	631	608	601	-1%
Rockville Intake	<u>136</u>	<u>212</u>	212	204	-4%
Total	767	843	820	805	-2%

JAIL BED COUNT**					
Adult Male	217	219	219	219	0%
Adult Female	<u>34</u>	<u>36</u>	<u>36</u>	<u>36</u>	<u>0%</u>
Total	251	255	255	255	0%

JUVENILE OFFENDERS					
	Juvenile Male				
Logansport Juvenile Intake/Diagnostic Facility	92	92	87	41	-53%
North Central Juvenile Correctional Facility	174	174	174	139	-20%
Pendleton Juvenile Correctional Facility	<u>391</u>	<u>391</u>	365	192	<u>-47%</u>
Total	657	657	718	372	-48%

Table 2 (Cont.)

Juvenile Female

	December Operational Capacity	January Operational Capacity	January Adjusted Operational Capacity*	January Ending Count	Percent +/- Capacity
LaPorte Juvenile Correctional Facility	62	62	59	47	-20%
TOTALS					
	December Operational Capacity	January Operational Capacity	January Adjusted Operational Capacity*	January Ending Count	Percent +/- Capacity
GRAND TOTAL FOR ALL ADULT MALES (Includes Jail Bed Count and Contracted Beds)	26,158	26,172	24,536	23,584	-4%
TOTAL FOR ADULT MALES IDOC FACILITIES ONLY	25,813	25,825	24,201	23,273	-4%
GRAND TOTAL FOR ALL ADULT FEMALES (Includes Jail Bed Count and Contracted Beds)	2,708	2,710	2,645	2,414	-9%
TOTAL FOR ADULT FEMALES IDOC FACILITIES ONLY	2,604	2,604	2,539	2,356	-7%
TOTAL FOR JUVENILE MALES	657	657	718	372	-48%
TOTAL FOR JUVENILE FEMALES	62	62	59	47	-20%
GRAND TOTAL FOR THE DEPARTMENT (Includes Jail Bed Count** and Contracted Beds)	29,585	29,601	27,958	26,417	-6%
GRAND TOTAL FOR THE DEPARTMENT (Excludes Jail Bed Count and Contracted Beds)	29,136	29,148	27,517	26,048	-5%

*Adjusted Operational Capacity includes Intake Beds and excludes Down, Held, and Segregation/Infirmary, and Program/Treatment Hold Beds.

**Jail Bed Counts - IDOC offender Jail Bed holding is demand-based, therefore Jail Bed Percent Capacity is always 0%. Jail Bed Operational Capacity is determined by each county's availability and fluctuates from month to month.

Sources: Planning Division Facility Body Count Report
 Planning Division Juvenile Daily Count Report
 OIS - Jail Bed Count
 Operational Support Services - Vacancy Report

Indiana Department of Correction

Table 3

**Facility Population on the First Day of Each Month
(Excludes County Jail "Back-ups" & Contracted Beds)**

<u>2017</u>	<u>Adult Male</u>	<u>Adult Female</u>	<u>Juvenile Male</u>	<u>Juvenile Female</u>	<u>Total</u>
January	22,939	2,106	364	45	25,454
February	22,847	2,132	359	39	25,377
March	22,893	2,142	352	38	25,425
April	23,034	2,150	368	37	25,589
May	22,982	2,164	385	35	25,566
June	23,001	2,207	378	36	25,622
July	23,056	2,216	402	38	25,712
August	23,101	2,224	391	36	25,752
September	23,231	2,292	385	35	25,943
October	23,379	2,305	382	36	26,102
November	23,290	2,331	357	33	26,011
December	23,583	2,315	369	38	26,305
<u>2018</u>	<u>Adult Male</u>	<u>Adult Female</u>	<u>Juvenile Male</u>	<u>Juvenile Female</u>	<u>Total</u>
January	23,290	2,345	354	40	26,029
February	23,273	2,356	372	47	26,048

Source: Research Division Juvenile Daily Count Report

Indiana Department of Correction
Table 4
Parole Caseload on February 01, 2018

<u>Parole District</u>	Indiana Parolees		Other Jurisdiction		<u>Total</u>
	<u>Adult Male</u>	<u>Adult Female</u>	<u>Adult Male</u>	<u>Adult Female</u>	
	<i>Interstate Compact (PD0)*</i>	446	54	513	
	<u>District Supervision Breakdown as follows:</u>				
Re-Entry Parole (PD1)	363	52	28	4	447
Fort Wayne (PD2)	711	72	43	4	830
Indianapolis (PD3)	1378	134	81	6	1,599
Evansville (P4A)	454	25	47	8	534
Terre Haute (P4B)	506	52	28	4	590
Bloomington (PD5)	342	48	33	3	426
Gary (PD6)	550	41	79	10	680
New Castle (PD7)	595	83	41	3	722
South Bend (PD8)	745	72	86	7	910
Madison (PD9)	308	53	47	9	417
Total	6,398	686	513	58	7,655

Total Parole Population on the First Day of Each Month

<u>Calendar Year 2018</u>	Indiana Parolees		Other Jurisdiction		<u>Total</u>
	<u>Adult Male</u>	<u>Adult Female</u>	<u>Adult Male</u>	<u>Adult Female</u>	
January	6,398	686	482	62	7,628
February	6,398	686	513	58	7,655

* Includes Indiana parolees who are serving their parole in another state, as well as offenders from other States being supervised in Indiana (Interstate Compact)

Sources: Juvenile Services
Parole Division



Adult Offender Statistics



Indiana Department of Correction
Table 5
Monthly Admissions and Releases- Adult Offenders
(Includes County Jail "Back-ups" & Contracted Beds)
January 2018

Admissions	Male	Female	Total
New Commitments	367	64	431
Parole Violators - New Commits	33	1	34
Parole Violators - Technical	143	11	154
Unsentenced (Safekeepers)	3	0	3
Return from Esc - Sec/NonSec Facility	1	0	1
Return from Escape - Non-Secure Facility	1	0	1
Return from Escape - CTP Absconds	1	0	1
Court Supervision Violators - New Commits	121	22	143
Court Supervision Violators - Technical	155	29	184
Return from CTP - New Commits	1	0	1
Return from CTP - Technical	19	2	21
Unknown (Missing Data)	0	0	0
Total Admissions	845	129	974

Releases	Male	Female	Total
Parole	403	53	456
Probation	232	40	272
Escape Secure Facility	2	0	2
Walk-Away - Non-Secure Facility	1	1	2
Discharged	63	20	83
Unsentenced Discharged	0	0	0
Other (i.e. Death)	6	0	6
Community Transition Program (CTP)	119	18	137
CTP Absconds	7	0	7
Unknown (Missing Data)	0	0	0
Total Releases	833	132	965

Of the 367 new commitments of male felons, 181 (49.3%) had a prior commitment.

Of the 64 new commitments of female felons, 17 (26.6%) had a prior commitment.

Effective July 1, 1998, misdemeanants are to be committed to DOC only under special circumstances (IC 11-12-6)

Sources: SAS-prsadm8.pgm, SAS - prisrel8.pgm

Indiana Department of Correction
Table 6
New Admissions by County of Commitment - Adult Offenders

County	Felony Level											Total	County	Felony Level											Total			
	Murder	FA	FB	FC	FD	F1	F2	F3	F4	F5	F6			Other*	Murder	FA	FB	FC	FD	F1	F2	F3	F4	F5		F6	Other*	
Adams	0	0	0	0	0	0	0	0	1	0	0	0	1	0	0	0	0	0	0	0	0	0	0	0	0	31		
Allen	0	0	4	2	1	1	0	4	4	22	5	0	43	Marion	2	0	16	8	5	1	13	20	18	66	4	0	153	
Bartholomew	0	0	0	0	0	0	0	1	0	1	3	0	5	Marshall	0	0	1	0	0	1	1	1	0	3	1	0	8	
Benton	0	0	0	0	0	0	0	0	0	0	0	0	0	Martin	0	0	0	1	0	0	0	0	1	0	2	0	4	
Blackford	0	0	1	0	0	0	0	0	0	0	0	0	1	Miami	0	0	1	0	0	0	0	0	2	1	0	0	4	
Boone	0	0	0	0	0	0	0	0	1	0	0	0	1	Monroe	0	0	0	1	0	0	0	2	2	1	4	0	10	
Brown	0	0	0	0	0	0	0	0	0	0	1	0	0	Montgomery	0	0	0	0	0	0	0	0	1	0	6	0	7	
Carroll	0	0	0	0	0	0	0	0	0	0	0	0	0	Morgan	1	0	0	0	0	0	1	0	2	1	1	0	6	
Cass	0	1	1	0	0	0	0	0	2	4	2	0	10	Newton	0	0	0	0	0	0	0	0	0	1	0	0	1	
Clark	0	0	0	0	0	0	0	1	1	3	0	0	5	Noble	0	0	0	0	1	0	0	0	0	1	0	0	2	
Clay	0	0	1	0	0	0	0	1	0	0	2	0	4	Ohio	0	0	1	0	0	0	0	0	1	0	0	0	2	
Clinton	0	0	2	0	2	0	0	0	2	3	2	0	11	Orange	0	0	0	0	0	1	1	0	0	1	0	0	3	
Crawford	0	0	0	0	0	0	0	0	0	1	0	0	1	Owen	0	0	0	1	0	0	0	0	2	1	0	0	4	
Daviess	0	0	1	0	0	0	0	2	0	0	2	0	5	Parke	0	0	0	0	0	0	0	0	0	2	0	0	2	
Dearborn	0	0	3	0	1	0	0	0	3	6	0	0	13	Perry	0	0	0	0	0	0	0	0	1	0	0	0	1	
Decatur	0	0	2	2	0	1	0	1	1	1	2	1	11	Pike	0	0	0	0	0	0	0	2	1	0	1	0	4	
DeKalb	0	0	1	1	0	0	0	0	0	0	0	0	2	Porter	0	0	0	1	0	0	0	1	1	1	0	0	4	
Delaware	0	0	2	1	0	0	3	5	1	1	0	0	13	Posey	0	0	0	0	0	0	0	0	1	1	0	0	2	
Dubois	0	0	0	0	0	0	0	1	0	0	0	0	1	Pulaski	0	0	0	0	0	0	0	0	0	0	0	0	0	0
Elkhart	0	4	7	3	0	0	3	0	2	9	7	0	35	Putnam	0	0	1	0	0	0	0	0	0	0	0	0	1	
Fayette	0	0	0	2	0	0	0	0	0	2	0	0	4	Randolph	0	0	0	0	0	0	0	0	0	0	0	0	0	
Floyd	0	0	1	0	0	0	0	0	1	2	0	0	4	Ripley	0	0	0	1	1	0	0	0	0	2	5	0	9	
Fountain	0	0	1	0	0	0	0	0	0	0	0	0	1	Rush	0	0	0	0	0	0	0	0	0	1	1	0	2	
Franklin	0	0	1	0	1	0	0	0	0	0	0	0	2	St. Joseph	0	0	1	1	0	1	0	3	2	8	1	0	17	
Fulton	0	0	0	0	1	0	0	0	1	3	0	0	5	Scott	0	1	1	0	0	0	1	0	3	4	0	0	10	
Gibson	0	0	2	0	0	0	0	0	1	0	0	0	3	Shelby	0	0	0	0	1	0	0	1	2	5	2	0	11	
Grant	0	1	2	0	1	0	1	1	4	4	0	0	14	Spencer	0	0	0	0	0	0	0	1	1	0	0	0	2	
Greene	0	0	0	0	0	0	0	0	1	0	1	0	2	Starke	0	0	1	0	0	0	0	0	0	1	0	0	2	
Hamilton	0	2	0	1	0	0	2	0	0	6	0	0	11	Steuben	0	0	0	0	0	0	0	0	0	0	0	0	0	
Hancock	0	0	0	0	0	0	0	1	0	2	0	0	3	Sullivan	0	0	0	0	0	0	0	1	0	1	0	0	2	
Harrison	0	0	2	0	0	0	0	0	0	3	0	0	5	Switzerland	0	0	0	0	0	0	0	0	0	0	1	0	1	
Hendricks	0	0	0	0	0	0	0	0	1	0	0	0	1	Tippecanoe	0	0	2	0	1	1	1	5	2	4	2	1	19	
Henry	0	0	1	0	0	0	0	0	3	2	3	0	9	Tipton	0	0	0	0	0	0	0	1	0	0	0	0	1	
Howard	0	0	0	3	1	0	0	2	0	2	0	0	8	Union	0	0	0	0	0	0	0	0	0	0	0	0	0	
Huntington	0	0	1	0	0	0	0	0	0	3	1	0	5	Vanderburgh	1	0	1	1	1	0	2	1	7	9	7	0	30	
Jackson	0	0	1	0	0	0	2	0	1	8	1	0	13	Vermillion	0	0	1	0	0	0	0	0	0	0	0	0	1	
Jasper	0	0	0	0	0	0	0	0	0	0	0	0	0	Vigo	0	0	2	0	0	1	2	1	5	5	0	0	16	
Jay	0	0	1	1	0	0	0	0	1	2	0	0	5	Wabash	0	0	1	0	0	0	0	1	0	1	0	0	3	
Jefferson	0	0	1	1	0	0	0	1	1	1	0	0	5	Warren	0	0	0	0	0	0	0	0	0	0	0	0	0	
Jennings	0	0	1	0	0	0	0	0	0	1	0	0	2	Warrick	0	0	0	0	0	1	0	0	0	1	0	0	2	
Johnson	0	0	3	1	4	0	2	0	5	9	9	0	33	Washington	0	0	4	0	0	0	0	0	0	3	1	0	8	
Knox	0	1	0	0	0	0	0	0	0	0	1	0	2	Wayne	0	0	0	0	0	0	1	2	2	9	0	0	14	
Kosciusko	0	1	0	0	0	0	0	0	0	5	1	0	7	Wells	0	0	0	0	0	0	0	0	1	3	4	0	8	
LaGrange	0	0	0	0	0	0	0	0	2	0	0	0	2	White	0	0	0	0	0	0	0	0	0	0	0	0	0	
Lake	1	0	3	0	1	1	0	5	0	6	1	0	18	Whitley	0	0	0	0	0	0	0	0	4	1	0	0	5	
LaPorte	0	1	1	1	0	1	0	1	2	3	1	0	11	Unknown	0	0	0	0	0	0	0	0	0	0	0	0	1	
Lawrence	0	0	2	0	0	0	1	0	2	2	1	0	6	Totals	5	12	89	36	24	12	36	74	106	264	96	3	757	

Data based on Most Serious Offense and includes only New- and Recommittments.

Parole violators are not included.

**Other* may include missing, habitual offense, contempt of court, or misdemeanor.

***Unknown* represents offenders who were sentenced to DOC, but County of Commitment data was unavailable.

Source: Prsadm7.pgm

**Indiana Department of Correction
Table 7**

Release Type by County of Commitment - Adult Offenders

January 2018

County	Release Type				Total	County	Release Type				Total
	Parole	Probation	Discharged	CTP			Parole	Probation	Discharged	CTP	
Adams	3	1	0	0	4	Madison	22	12	6	10	50
Allen	28	7	4	13	52	Marion	116	55	19	18	208
Bartholomew	6	2	0	2	10	Marshall	0	3	1	1	5
Benton	2	1	0	0	3	Martin	1	0	0	0	1
Blackford	1	1	0	1	3	Miami	1	3	1	1	6
Boone	5	0	1	0	6	Monroe	2	1	1	2	6
Brown	1	0	0	0	1	Montgomery	2	3	2	3	10
Carroll	0	3	0	0	3	Morgan	5	2	0	0	7
Cass	3	1	2	1	7	Newton	0	0	1	0	1
Clark	3	2	1	0	6	Noble	4	0	2	0	6
Clay	0	1	0	0	1	Ohio	1	1	0	0	2
Clinton	3	5	1	0	9	Orange	2	1	0	0	3
Crawford	0	0	0	0	0	Owen	2	1	0	0	3
Daviess	0	4	1	0	5	Parke	1	0	0	0	1
Dearborn	7	11	1	0	19	Perry	0	0	1	0	1
Decatur	1	2	1	1	5	Pike	0	2	0	0	2
DeKalb	1	0	1	1	3	Porter	5	3	0	0	8
Delaware	3	2	0	3	8	Posey	2	1	0	0	3
Dubois	1	1	1	3	6	Pulaski	0	0	0	0	0
Elkhart	13	11	1	4	29	Putnam	1	2	0	1	4
Fayette	0	3	0	4	7	Randolph	0	1	0	0	1
Floyd	1	2	1	0	4	Ripley	1	3	0	1	5
Fountain	2	0	0	0	2	Rush	0	2	0	0	2
Franklin	0	0	2	0	2	St. Joseph	20	11	1	9	41
Fulton	2	0	1	0	3	Scott	5	6	0	0	11
Gibson	1	2	0	0	3	Shelby	6	3	1	1	11
Grant	9	2	1	3	15	Spencer	1	0	0	0	1
Greene	3	2	0	0	5	Starke	3	1	0	1	5
Hamilton	4	8	1	0	13	Steuben	1	0	0	0	1
Hancock	4	2	1	1	8	Sullivan	0	1	0	1	2
Harrison	0	2	2	0	4	Switzerland	0	0	1	0	1
Hendricks	7	1	1	0	9	Tippecanoe	8	14	0	3	25
Henry	4	2	0	3	9	Tipton	0	0	1	0	1
Howard	7	3	3	3	16	Union	1	0	0	0	1
Huntington	2	4	0	1	7	Vanderburgh	22	3	5	13	43
Jackson	0	4	0	0	4	Vermillion	1	0	0	0	1
Jasper	0	2	0	0	2	Vigo	5	3	2	4	14
Jay	0	1	3	2	6	Wabash	1	4	1	2	8
Jefferson	13	1	0	3	17	Warren	1	0	0	0	1
Jennings	4	2	1	0	7	Warrick	3	1	0	0	4
Johnson	19	7	2	2	30	Washington	3	1	1	0	5
Knox	1	1	0	1	3	Wayne	15	3	0	1	19
Kosciusko	1	6	0	0	7	Wells	2	1	1	0	4
LaGrange	0	0	0	1	1	White	1	2	0	1	4
Lake	17	3	0	10	30	Whitley	1	1	0	0	2
LaPorte	4	5	0	0	9	Unknown	0	0	0	0	0
Lawrence	1	1	0	1	3	Totals	455	272	82	137	946

This data excludes Temporary Moves, Safekeepers, Predispositions, Escapes, Deaths, releases from CTP and releases from Out of State Parole.

*"Unknown" represents offenders who were sentenced to DOC, but County of Commitment data was unavailable.

Source: prisrel7.pgm

Indiana Department of Correction
Table 8
The Number of Department of Correction Offenders
Held in County Jails*
February 2018

<u>County</u>	<u>Adult Male</u>	<u>Adult Female</u>	<u>County</u>	<u>Adult Male</u>	<u>Adult Female</u>	<u>County</u>	<u>Adult Male</u>	<u>Adult Female</u>
Adams	1	0	Hendricks	2	0	Pike	0	0
Allen	12	2	Henry**	0	0	Porter	2	0
Bartholomew	1	0	Howard	1	0	Posey	0	0
Benton	0	0	Huntington	2	0	Pulaski**	4	0
Blackford**	2	1	Jackson	5	0	Putnam**	1	0
Boone	1	0	Jasper	0	0	Randolph	0	0
Brown	0	0	Jay	0	1	Ripley	1	0
Carroll	1	0	Jefferson	2	0	Rush	0	0
Cass	0	1	Jennings	1	0	St. Joseph	11	2
Clark	5	3	Johnson	11	2	Scott	0	1
Clay	0	1	Knox**	2	0	Shelby	7	1
Clinton	1	0	Kosciusko	3	1	Spencer**	0	0
Crawford**	0	0	LaGrange	1	0	Starke	0	0
Daviess	1	0	Lake	19	0	Steuben	1	0
Dearborn	0	0	LaPorte	3	3	Sullivan	0	0
Decatur	2	0	Lawrence	1	1	Switzerland	0	1
DeKalb	0	0	Madison	5	0	Tippecanoe	6	0
Delaware	5	1	Marion	23	1	Tipton	0	0
Dubois	0	0	Marshall	3	0	Union	0	0
Elkhart	11	1	Martin	0	0	Vanderburgh	13	1
Fayette	0	0	Miami	3	1	Vermillion	1	0
Floyd	1	1	Monroe	6	1	Vigo	3	0
Fountain	0	0	Montgomery	0	0	Wabash	2	0
Franklin	1	0	Morgan	0	0	Warren	0	0
Fulton	1	0	Newton	0	0	Warrick	1	0
Gibson	0	0	Noble	3	0	Washington	1	0
Grant	2	0	Ohio	0	0	Wayne	13	7
Greene	0	0	Orange**	1	0	Wells**	1	1
Hamilton	3	0	Owen	0	0	White	0	0
Hancock	1	0	Parke	2	0	Whitley	0	0
Harrison**	0	0	Perry	0	0	Total	219	36

* Data is based on known frequencies reported by the counties; some county data may be missing

** County Jail Substance Abuse Programs

Source: Offender Movement□

Indiana Department of Correction
Table 9
Community Transition Program
Average Daily Populations

<u>Month</u>	<u>2014</u>	<u>2015</u>	<u>2016</u>	<u>2017</u>	<u>2018</u>
January	521	457	518	465	392
February	511	442	480	475	
March	492	468	492	475	
April	470	529	518	481	
May	496	549	499	487	
June	504	539	469	481	
July	494	539	491	445	
August	475	559	496	421	
September	479	538	509	400	
October	484	564	478	385	
November	482	528	470	389	
December	<u>475</u>	<u>522</u>	<u>461</u>	<u>372</u>	
YEARLY AVERAGE	490	519	490	440	392

Source: CTP Database and OIS Warmbody

Indiana Department Of Correction
Table 10
Community Transition Program
January 2018 Release Information (Felony Level A-D)

Total number of offenders eligible to be released =		260
Felony A and B total =	181	
Felony C total =	58	
Felony D total =	18	
Murder =	3	
Total number of offenders transitioned to counties for CTP =		73
By default (lack of response from judge)		
Felony A or B =	0	
Felony C =	4	
Felony D =	2	
By approval by court order from judge		
Felony A or B =	55	
Felony C =	7	
Felony D =	3	
Murder =	2	
Total number of offenders transitioned to counties then returned to DOC due to refusal (court ordered denial upon receipt of offender) =		0
Total number of court ordered denials =		131
Felony A or B =	80	
Felony C =	41	
Felony D =	9	
Murder =	1	
Total number of Felony A or B, or Murder denials by default (no response from judge) =		33
Total number of offenders who became ineligible after eligibility determined but prior to CTP commencement date (reasons include change in Earliest Possible Release Date, change in warrant status, released to probation or to parole, other miscellaneous) =		23
Felony A or B =	13	
Felony C =	6	
Felony D =	4	
Murder =	0	

Indiana Department Of Correction
Table 10
Community Transition Program
January 2018 Release Information (Felony Level 1-6)

Total number of offenders eligible to be released =		167
Felony 1 and 2 total =	6	
Felony 3 and 4 total =	57	
Felony 5 and 6 total =	104	
Total number of offenders transitioned to counties for CTP =		52
By default (lack of response from judge)		
Felony 1 and 2 total	0	
Felony 3 and 4 total	0	
Felony 5 and 6 total	10	
By approval by court order from judge		
Felony 1 and 2 total	2	
Felony 3 and 4 total	18	
Felony 5 and 6 total	22	
Total number of offenders transitioned to counties then returned to DOC due to refusal (court ordered denial upon receipt of offender) =		0
Total number of court ordered denials =		90
Felony 1 and 2 total =	3	
Felony 3 and 4 total =	25	
Felony 5 and 6 total =	62	
Total number of Felony 1 or 2 denials by default (no response from judge) =		0
Total number of offenders who became ineligible after eligibility determined but prior to CTP commencement date (reasons include change in Earliest Possible Release Date, change in warrant status, released to probation or to parole, other miscellaneous) =		14
Felony 1 and 2 total =	1	
Felony 3 and 4 total =	3	
Felony 5 and 6 total =	10	

Indiana Department of Correction
Table 11
Total Number of Felony Offenses
Committed to the Indiana Department of Correction

January 2018

Felony Level	Primary Offense	Secondary Offense	Jan-18		This Calendar Year	
			SEX		SEX	
			F	M	F	M
Murder	Murder (35-42-1-1)		1	4	1	4
Murder Total			1	4	1	4

Felony Level	Primary Offense	Secondary Offense	Jan-18		This Calendar Year	
			SEX		SEX	
			F	M	F	M
A Felony	Child Molesting (35-42-4-3)		5	14	5	14
	Dealing Cocaine or Narcotic Drug (35-48-4-1)		1	3	1	3
			6	17	6	17

Felony Level	Primary Offense	Secondary Offense	Jan-18		This Calendar Year	
			SEX		SEX	
			F	M	F	M
B Felony	Aggravated Battery (35-42-2-1.5)		-	1	-	1
	Arson (35-43-1-1)		-	1	-	1
	Burglary (35-43-2-1)		2	16	2	16
	Dealing Cocaine or Narcotic Drug (35-48-4-1)		-	10	-	10
	Dealing Methamphetamine (35-48-4-1.1)		8	17	8	17
	Dealing Sched I, II, or III Cntrld Sub (35-48-4-2)		11	11	11	11
	Fail to Stop Accident w/Injury (9-26-1-1)		-	1	-	1
	Felon in Possession of a Firearm (35-47-4-5)		-	2	-	2
	Incest (35-46-1-3)		-	1	-	1
	Operating Vehicle Intoxicated/Death (9-30-5-5)		-	1	-	1
	Possession Methamphetamine (35-48-4-6.1)		-	3	-	3
	Possession of Cocaine or Narcotic Drug (35-48-4-6)		-	2	-	2
	Rape (35-42-4-1)		-	1	-	1
	Robbery (35-42-5-1)		-	20	-	20
	Sexual Misconduct with a Minor (35-42-4-9)		-	3	-	3
	Vicarious Sexual Gratification (35-42-4-5)		1	-	1	-
B Felony Total			22	90	22	90

Felony Level	Primary Offense	Secondary Offense	Jan-18		This Calendar Year	
			SEX		SEX	
			F	M	F	M
C Felony	Battery (35-42-2-1)		-	1	-	1
	Burglary (35-43-2-1)		-	4	-	4
	Check Fraud (35-43-5-12)		-	1	-	1
	Child Molesting (35-42-4-3)		-	9	-	9
	Corrupt Business Influence (35-45-6-2)		-	1	-	1
	Criminal Confinement (35-42-3-3)		1	1	1	1
	Dealing Sched IV Controlled Substance (35-48-4-3)		-	2	-	2
	Dealing/Poss. Look-Alike Subs (35-48-4-4.6)		-	1	-	1
	Escape/Failure to Return (35-44-3-5)		-	1	-	1
	Firearm w/in One Mile of School (35-47-2-1)		-	1	-	1
	Forgery (35-43-5-2)		2	3	2	3
	Fraud on Financial Institution (35-43-5-8)		-	1	-	1
	Intimidation (35-45-2-1)		-	1	-	1
	Neglect of a Dependent (35-46-1-4)		1	2	1	2
	Non-Support of Dependent Child (35-46-1-5)		-	3	-	3
	Operating Vehicle w/Lifetime Suspension (9-30-10-17)		1	3	1	3
	Possession Methamphetamine (35-48-4-6.1)		1	-	1	-
	Possession of Precursors (35-48-4-14.5)		-	1	-	1
	Possession/Use Legend Drug (16-42-19-27)		2	-	2	-
	Prisoner Poss. Dang Device/Material (35-44-3-9.5)		-	1	-	1
	Robbery (35-42-5-1)		-	6	-	6
	Sexual Misconduct with a Minor (35-42-4-9)		1	3	1	3
C Felony Total			9	46	9	46

Felony Level	Primary Offense	Secondary Offense	Jan-18		This Calendar Year	
			SEX		SEX	
			F	M	F	M
D Felony	Battery (35-42-2-1)		-	1	-	1
	Conversion (35-43-4-3)		-	1	-	1
	Domestic Battery (35-42-2-1.3)		-	2	-	2
	Driving While Suspended/Oper Veh HTV (9-30-10-16)		-	2	-	2
	Failure to Return to Lawful Detention (35-44-3-5)		-	2	-	2
	Failure to Warn Comm Disease (35-42-1-9)		-	1	-	1
	Fraud (35-43-5-4)		-	1	-	1
	Invasion of Privacy (35-46-1-15.1)		-	1	-	1
	Maintaining a Common Nuisance (35-48-4-13)		1	-	1	-
	Neglect of a Dependent (35-46-1-4)		-	1	-	1
	Non-Support of a Child (35-46-1-5)		-	1	-	1
	Obstruction of Justice (35-44-3-4)		-	1	-	1
	Operating Vehicle Intox-Prior (9-30-5-3)		-	2	-	2
	Poss. of Marijuana, Hash Oil, or Hashish (35-48-4-11)		-	2	-	2
	Possession - Syringe/Needle (16-42-19-18)		-	2	-	2
	Possession of Cocaine or Narcotic Drug (35-48-4-6)		-	2	-	2
	Possession of Controlled Substance (35-48-4-7)		-	5	-	5
	Possession of Methamphetamine (35-48-4-6.1)		-	1	-	1
	Possession of Precursors (35-48-4-14.5)		1	-	1	-
	Possession/Use of Legend Drug (16-42-19-13)		-	1	-	1
	Resisting Law Enforcement (35-44-3-3)		-	1	-	1
	Sexual Battery (35-42-4-8)		-	1	-	1
	Stalking (35-45-10-5)		-	1	-	1
	Strangulation (35-42-2-9)		-	2	-	2
	Theft, Receiving Stolen Property (35-43-4-2)		-	19	-	19
	Vicarious Sexual Gratification (35-42-4-5)		-	1	-	1
Violation-1935 Firearms (35-47-5-4.1)		-	1	-	1	
D Felony Total			2	55	2	55

Felony Level	Primary Offense	Secondary Offense	Jan-18		This Calendar Year	
			SEX		SEX	
			F	M	F	M
Level 1 Felony	Attempt to Commit a Felony (35-41-5-1)	Child Molesting (35-42-4-3)	-	2	-	2
		Murder (35-42-1-1)	-	3	-	3
		Child Molesting (35-42-4-3)	-	11	-	11
		Neglect of a Dependent/Death (35-46-1-4)	1	-	1	-
Level 1 Felony Total			1	16	1	16

Felony Level	Primary Offense	Secondary Offense	Jan-18		This Calendar Year	
			SEX		SEX	
			F	M	F	M
Level 2 Felony	Attempt to Commit a Felony (35-41-5-1)	Burglary (35-43-2-1)	-	1	-	1
		Robbery (35-42-5-1)	1	-	1	-
		Burglary (35-43-2-1)	1	6	1	6
		Conspiracy (35-41-5-2)	-	1	-	1
		Burglary (35-43-2-1)	-	1	-	1
		Dealing Cocaine or Narcotic Drug (35-48-4-1)	-	11	-	11
		Dealing Methamphetamine (35-48-4-1.1)	3	15	3	15
		Dealing Sched I, II, or III Cntrld Sub (35-48-4-2)	1	-	1	-
		Robbery (35-42-5-1)	-	2	-	2
Voluntary Manslaughter (35-42-1-3)	1	2	1	2		
Level 2 Felony Total			7	38	7	38

Felony Level	Primary Offense	Secondary Offense	Jan-18		This Calendar Year	
			SEX		SEX	
			F	M	F	M
Level 3 Felony	Aggravated Battery (35-42-2-1.5)		-	9	-	9
		Attempt to Commit a Felony (35-41-5-1)	1	6	1	6
		Battery (35-42-2-1)	1	2	1	2
		Burglary (35-43-2-1)	-	2	-	2
		Conspiracy (35-41-5-2)	-	3	-	3
		Criminal Confinement (35-42-3-3)	-	3	-	3
			-	1	-	1
		Firearm Enhancement (35-50-2-11)	-	1	-	1
		Dealing Cocaine or Narcotic Drug (35-48-4-1)	-	6	-	6
		Dealing Methamphetamine (35-48-4-1.1)	-	9	-	9
		Dealing Sched I, II, or III Cntrld Sub (35-48-4-2)	-	2	-	2
		Neglect of a Dependent/Death (35-46-1-4)	4	2	4	2
		Possession of Cocaine or Narcotic Drug (35-48-4-6)	1	2	1	2
		Possession of Methamphetamine (35-48-4-6.1)	1	5	1	5
		Rape (35-42-4-1)	-	4	-	4
		Resisting Law Enforcement (35-44-1-3-1)	1	2	1	2
		Robbery (35-42-5-1)	1	32	1	32
		Level 3 Felony Total			10	90

Felony Level	Primary Offense	Secondary Offense	Jan-18		This Calendar Year	
			SEX		SEX	
			F	M	F	M
Level 4 Felony	Aiding, Inducing or Causing an Offense (35-41-2-4)	Burglary (35-43-2-1)	1	1	1	1
	Arson (35-43-1-1)		-	1	-	1
	Attempt to Commit a Felony (35-41-5-1)	Burglary (35-43-2-1)	-	1	-	1
	Burglary (35-43-2-1)		4	33	4	33
	Child Exploitation (35-42-4-4)		-	1	-	1
	Child Molesting (35-42-4-3)		-	10	-	10
	Conspiracy (35-41-5-2)	Arson (35-43-1-1)	-	1	-	1
		Burglary (35-43-2-1)	-	3	-	3
		Conspiracy (35-41-5-2)	1	1	1	1
	Dealing Cocaine or Narcotic Drug (35-48-4-1)		2	14	2	14
	Dealing Methamphetamine (35-48-4-1.1)		2	22	2	22
	Dealing Sched I, II, or III Cntrld Sub (35-48-4-2)		1	-	1	-
	Felon in Possession of a Firearm (35-47-4-5)		-	29	-	29
	Incest (35-46-1-3)		-	1	-	1
	Operating Vehicle Intoxicated/Death (9-30-5-5)	Habitual Offender Controlled Substance (35-50-2-10)	-	1	-	1
	Pharmacy Robbery (35-42-5-1(b))		-	2	-	2
	Possession of Cocaine or Narcotic Drug (35-48-4-6)		-	3	-	3
	Possession of Methamphetamine (35-48-4-6.1)		1	1	1	1
	Sexual Misconduct with a Minor (35-42-4-9)		2	-	2	-
	Level 4 Felony Total			14	125	14

Felony Level	Primary Offense	Secondary Offense	Jan-18		This Calendar Year		
			SEX		SEX		
			F	M	F	M	
Level 5 Felony	Accident/Failure to Stop-Serious Inj/Death (9-26-1-8)		1	2	1	2	
	Aiding, Inducing or Causing an Offense (35-41-2-4)	Battery (35-42-2-1)	1	-	1	-	
		Robbery (35-42-5-1)	-	1	-	1	
	Attempt to Commit a Felony (35-41-5-1)	Burglary (35-43-2-1)	-	1	-	1	
		Fraud on Financial Institution (35-43-5-8)	-	1	-	1	
		Robbery (35-42-5-1)	-	2	-	2	
	Auto Theft, Receiving Stolen Parts (35-43-4-2.5)		-	5	-	5	
	Battery (35-42-2-1)		4	24	4	24	
	Burglary (35-43-2-1)		3	25	3	25	
	Child Exploitation (35-42-4-4)		-	1	-	1	
	Child Pornography (35-42-4-4(C))		-	3	-	3	
	Conspiracy (35-41-5-2)	Dealing Cocaine or Narcotic Drug (35-48-4-1)	1	-	1	-	
		Dealing in Methamphetamine (35-48-4-1.1)	-	2	-	2	
		Trafficking with an Inmate (35-44.1-3-5)	-	1	-	1	
	Corrupt Business Influence (35-45-6-2)		2	2	2	2	
	Criminal Confinement (35-42-3-3)		-	8	-	8	
	Criminal Recklessness (35-42-2-2)		-	3	-	3	
	Dealing Cocaine or Narcotic Drug (35-48-4-1)		6	24	6	24	
	Dealing Marijuana, Hash Oil, or Hashish (35-48-4-10)		-	4	-	4	
	Dealing Methamphetamine (35-48-4-1.1)		6	18	6	18	
	Dealing Sched I, II, or III Cntrld Sub (35-48-4-2)		1	2	1	2	
	Dealing in Methamphetamine (35-48-4-1.1)		9	20	9	20	
	Domestic Battery (35-42-2-1.3)		1	16	1	16	
	Escape (35-44.1-3-4)		1	3	1	3	
	Failure to Register as a Sex Offender (11-8-8-17)		-	7	-	7	
	Firearm w/in One Mile of School (35-47-2-1)		-	29	-	29	
	Fraud on Financial Institution (35-43-5-8)		1	3	1	3	
	Incest (35-46-1-3)		-	1	-	1	
	Intimidation (35-45-2-1)		-	8	-	8	
	Involuntary Manslaughter (35-42-1-4)		-	1	-	1	
	Neglect of a Dependent/Death (35-46-1-4)		1	-	1	-	
	Obliterating Handgun I.D. (35-47-2-18)		-	3	-	3	
	Oper Veh Aft Life Susp (9-30-10-17)		2	32	2	32	
	Operating Vehicle Intoxicated/Death (9-30-5-5)		1	1	1	1	
	Possession - Destruct Device (35-47.5-5-2)		-	1	-	1	
	Possession of Cocaine or Narcotic Drug 35-48-4-6		3	5	3	5	
	Possession of Precursors (35-48-4-14.5)		-	1	-	1	
	Possession of Syringes or Needles (16-42-19-18)		2	8	2	8	
	Reckless Homicide (35-42-1-5)		-	1	-	1	
	Resisting Law Enforcement (35-44.1-3-1)		1	2	1	2	
	Robbery (35-42-5-1)		2	13	2	13	
	Sexual Misconduct with a Minor (35-42-4-9)		1	1	1	1	
	Stalking (35-45-10-5)		-	2	-	2	
	Trafficking with an Inmate (35-44.1-3-5)		-	1	-	1	
	Level 5 Felony Total			50	288	50	288

Felony Level	Primary Offense	Secondary Offense	Jan-18		This Calendar Year		
			SEX		SEX		
			F	M	F	M	
Level 6 Felony	Auto Theft, Receiving Stolen Parts (35-43-4-2.5)		1	14	1	14	
	Battery 35-42-2-1		2	7	2	7	
	Criminal Confinement (35-42-3-3)		-	1	-	1	
	Criminal Confinement (35-42-3-3)		-	16	-	16	
	Criminal Recklessness (35-42-2-2)		3	5	3	5	
	Dealing Sched I, II, or III Cntrld Sub (35-48-4-2(A))		-	1	-	1	
	Dealing Sched IV Cntrld Sub (35-48-4-3)		-	2	-	2	
	Dealing Subs. Represent as Cntrld Subs. (35-48-4-4.5)		-	2	-	2	
	Dealing/Poss. Look-Alike Subs (35-48-4-11.5)		-	2	-	2	
	Escape 35-44.1-3-4		11	27	11	27	
	Fail to Reg Sex Off (11-8-8-17)		-	2	-	2	
	Failure to Appear (35-44.1-2-9)		-	2	-	2	
	Forgery, Counterfeiting, Application Fraud (35-43-5-2)		1	1	1	1	
	Identity Deception (35-43-5-3.5)		1	-	1	-	
	Insurance Fraud (35-43-5-4.5)		-	3	-	3	
	Intimidation (35-45-2-1)		-	3	-	3	
	Invasion of Privacy (35-46-1-15.1)		1	5	1	5	
	Kidnapping (35-42-3-2)		-	1	-	1	
	Maintaining Common Nuisance (35-48-4-13)		2	8	2	8	
	Malicious Mischief Body F/W (35-45-16-2(c))		-	4	-	4	
	Neglect of a Dependent/Death (35-46-1-4)		1	5	1	5	
	Obstruction of Justice (35-44.1-2-2)		-	2	-	2	
	Oper Vehicle-Intox-Prev Conv (9-30-5-3)		-	5	-	5	
		Habitual Offender Controlled Substance (35-50-2-10)		-	2	-	2
	Operating Vehicle Intoxicated-Endanger (9-30-5-2)		1	1	1	1	
		Habitual Offender Controlled Substance (35-50-2-10)		-	2	-	2
	Operating Vehicle Intoxicated/Injury (9-30-5-4)		-	3	-	3	
	Operating Vehicle-Habitual Violation (9-30-10-16)		1	1	1	1	
	Pointing a Firearm (35-47-4-3)		-	4	-	4	
	Poss Precursors (35-48-4-14.5)		-	2	-	2	
	Possession Sched IV Cntrld Sub w/in 1,000 ft (35-48-4-7)		-	2	-	2	
	Possession of Cocaine or Narcotic Drug (35-48-4-6)		3	16	3	16	
	Possession of Methamphetamine (35-48-4-6.1)		8	33	8	33	
	Possession of Syringes or Needles (16-42-19-18)		7	19	7	19	
	Possession or Use of Legend Drug (16-42-19-13)		3	1	3	1	
	Residential Entry (35-43-2-1.5)		1	3	1	3	
	Resisting Law Enforc (35-44.1-3-1)		-	19	-	19	
	Sex Offender without Identification (11-8-8-15)		-	1	-	1	
	Strangulation (35-42-2-9)		-	9	-	9	
	Synthetic ID Deception (35-43-5-3.8)		2	-	2	-	
	Theft, Receiving Stolen Property (35-43-4-2)		10	29	10	29	
	Level 6 Felony Total		59	265	59	265	

Grand Total	Jan-18		This Calendar Year	
	SEX		SEX	
	F	M	F	M
	181	1034	181	1034

Note: Offense data may not be available for all offenders at the time this table was prepared.

Only new commitments and probation violations are reported on this table.

Parole and Community Transition Program violators are excluded on this table.

Source: SAS - all.citations_ms0.pgm

Indiana Department of Correction
 Table 12
 Number of New Admissions by Most Serious Offense
 Committed to the Indiana Department of Correction

January 2018

Felony Level	Primary Offense	Secondary Offense	Jan-18		This Calendar Year	
			SEX		SEX	
			F	M	F	M
A Felony	Child Molesting (35-42-4-3)		1	7	1	7
	Dealing Cocaine or Narcotic Drug (35-48-4-1)		1	3	1	3
A Felony Total			2	10	2	10

Felony Level	Primary Offense	Secondary Offense	Jan-18		This Calendar Year	
			SEX		SEX	
			F	M	F	M
B Felony	Aggravated Battery (35-42-2-1.5)		-	1	-	1
	Arson (35-43-1-1)		-	1	-	1
	Burglary (35-43-2-1)		2	13	2	13
	Dealing Cocaine or Narcotic Drug (35-48-4-1)		-	7	-	7
	Dealing Methamphetamine (35-48-4-1.1)		7	16	7	16
	Dealing Sched I, II, or III Cntrld Sub (35-48-4-2)		8	7	8	7
	Fail to Stop Accident w/Injury (9-26-1-1)		-	1	-	1
	Felon in Possession of a Firearm (35-47-4-5)		-	2	-	2
	Incest (35-46-1-3)		-	1	-	1
	Operating Vehicle Intoxicated/Death (9-30-5-5)		-	1	-	1
	Possession Methamphetamine (35-48-4-6.1)		-	2	-	2
	Possession of Cocaine or Narcotic Drug (35-48-4-6)		-	2	-	2
	Rape (35-42-4-1)		-	1	-	1
	Robbery (35-42-5-1)		-	14	-	14
	Sexual Misconduct with a Minor (35-42-4-9)		-	3	-	3
	B Felony Total			17	72	17

Felony Level	Primary Offense	Secondary Offense	Jan-18		This Calendar Year	
			SEX		SEX	
			F	M	F	M
C Felony	Battery (35-42-2-1)		-	1	-	1
	Burglary (35-43-2-1)		-	4	-	4
	Child Molesting (35-42-4-3)		-	2	-	2
	Corrupt Business Influence (35-45-6-2)		-	1	-	1
	Criminal Confinement (35-42-3-3)		1	-	1	-
	Dealing Sched IV Controlled Substance (35-48-4-3)		-	1	-	1
	Escape/Failure to Return (35-44-3-5)		-	1	-	1
	Firearm w/in One Mile of School (35-47-2-1)		-	1	-	1
	Forgery (35-43-5-2)		2	2	2	2
	Fraud on Financial Institution (35-43-5-8)		-	1	-	1
	Intimidation (35-45-2-1)		-	1	-	1
	Neglect of a Dependent (35-46-1-4)		1	1	1	1
	Non-Support of Dependent Child (35-46-1-5)		-	3	-	3
	Operating Vehicle w/Lifetime Suspension (9-30-10-17)		1	2	1	2
	Possession Methamphetamine (35-48-4-6.1)		1	-	1	-
	Possession/Use Legend Drug (16-42-19-27)		1	-	1	-
	Robbery (35-42-5-1)		-	5	-	5
Sexual Misconduct with a Minor (35-42-4-9)		-	3	-	3	
C Felony Total			7	29	7	29

Felony Level	Primary Offense	Secondary Offense	Jan-18		This Calendar Year	
			SEX		SEX	
			F	M	F	M
D Felony	Conversion (35-43-4-3)		-	1	-	1
	Domestic Battery (35-42-2-1.3)		-	1	-	1
	Driving While Suspended/Oper Veh HTV (9-30-10-16)		-	1	-	1
	Failure to Return to Lawful Detention (35-44-3-5)		-	1	-	1
	Failure to Warn Comm Disease (35-42-1-9)		-	1	-	1
	Invasion of Privacy (35-46-1-15.1)		-	1	-	1
	Neglect of a Dependent (35-46-1-4)		-	1	-	1
	Non-Support of a Child (35-46-1-5)		-	1	-	1
	Obstruction of Justice (35-44-3-4)		-	1	-	1
	Operating Vehicle Intox-Prior (9-30-5-3)		-	2	-	2
	Poss. of Marijuana, Hash Oil, or Hashish (35-48-4-11)		-	1	-	1
	Possession of Cocaine or Narcotic Drug (35-48-4-6)		-	1	-	1
	Sexual Battery (35-42-4-8)		-	1	-	1
	Stalking (35-45-10-5)		-	1	-	1
	Theft, Receiving Stolen Property (35-43-4-2)		-	8	-	8
Violation-1935 Firearms (35-47-5-4.1)		-	1	-	1	
D Felony Total			0	24	0	24

Felony Level	Primary Offense	Secondary Offense	Jan-18		This Calendar Year	
			SEX		SEX	
			F	M	F	M
Level 1 Felony	Attempt to Commit a Felony (35-41-5-1)	Child Molesting (35-42-4-3)	-	1	-	1
		Murder (35-42-1-1)	-	1	-	1
	Child Molesting (35-42-4-3)		-	9	-	9
	Neglect of a Dependent/Death (35-46-1-4)		1	-	1	-
Level 1 Felony			1	11	1	11

Felony Level	Primary Offense	Secondary Offense	Jan-18		This Calendar Year	
			SEX		SEX	
			F	M	F	M
Level 2 Felony	Attempt to Commit a Felony (35-41-5-1)	Robbery (35-42-5-1)	1	-	1	-
	Burglary (35-43-2-1)		1	5	1	5
	Conspiracy (35-41-5-2)	Burglary (35-43-2-1)	-	1	-	1
	Dealing Cocaine or Narcotic Drug (35-48-4-1)		-	9	-	9
	Dealing Methamphetamine (35-48-4-1.1)		2	11	2	11
	Dealing Sched I, II, or III Cntrld Sub (35-48-4-2)		1	-	1	-
	Robbery (35-42-5-1)		-	2	-	2
	Voluntary Manslaughter (35-42-1-3)		1	2	1	2
Level 2 Felony Total			6	30	6	30

Felony Level	Primary Offense	Secondary Offense	Jan-18		This Calendar Year	
			SEX		SEX	
			F	M	F	M
Level 3 Felony	Aggravated Battery (35-42-2-1.5)		-	9	-	9
	Attempt to Commit a Felony (35-41-5-1)	Robbery (35-42-5-1)	1	1	1	1
	Battery (35-42-2-1)		1	1	1	1
	Burglary (35-43-2-1)		-	2	-	2
	Conspiracy (35-41-5-2)	Robbery (35-42-5-1)	-	2	-	2
	Criminal Confinement (35-42-3-3)		-	3	-	3
	Dealing Cocaine or Narcotic Drug (35-48-4-1)		-	5	-	5
	Dealing Methamphetamine (35-48-4-1.1)		-	8	-	8
	Dealing Sched I, II, or III Cntrld Sub (35-48-4-2)		-	1	-	1
	Neglect of a Dependent/Death (35-46-1-4)		1	2	1	2
	Possession of Cocaine or Narcotic Drug (35-48-4-6)		1	2	1	2
	Possession of Methamphetamine (35-48-4-6.1)		1	4	1	4
	Rape (35-42-4-1)		-	2	-	2
	Resisting Law Enforcement (35-44.1-3-1)		1	2	1	2
	Robbery (35-42-5-1)		1	23	1	23
Level 3 Felony Total			7	67	7	67

Felony Level	Primary Offense	Secondary Offense	Jan-18		This Calendar Year	
			SEX		SEX	
			F	M	F	M
Level 4 Felony	Aiding, Inducing or Causing an Offense (35-41-2-4)	Burglary (35-43-2-1)	1	1	1	1
	Arson (35-43-1-1)		-	1	-	1
	Burglary (35-43-2-1)		2	30	2	30
	Child Exploitation (35-42-4-4)		-	1	-	1
	Child Molesting (35-42-4-3)		-	6	-	6
	Conspiracy (35-41-5-2)	Arson (35-43-1-1)	-	1	-	1
		Conspiracy (35-41-5-2)	1	1	1	1
	Dealing Cocaine or Narcotic Drug (35-48-4-1)		2	10	2	10
	Dealing Methamphetamine (35-48-4-1.1)		1	18	1	18
	Dealing Sched I, II, or III Cntrld Sub (35-48-4-2)		1	-	1	-
	Felon in Possession of a Firearm (35-47-4-5)		-	21	-	21
	Operating Vehicle Intoxicated/Death (9-30-5-5)	Habitual Offender Controlled Substance (35-50-2-10)	-	1	-	1
	Pharmacy Robbery (35-42-5-1(b))		-	1	-	1
	Possession of Cocaine or Narcotic Drug (35-48-4-6)		-	2	-	2
	Possession of Methamphetamine (35-48-4-6.1)		1	1	1	1
	Sexual Misconduct with a Minor (35-42-4-9)		2	-	2	-
Level 4 Felony Total			11	95	11	95

Felony Level	Primary Offense	Secondary Offense	Jan-18		This Calendar Year		
			SEX		SEX		
			F	M	F	M	
Level 5 Felony	Accident/Failure to Stop-Serious Inj/Death (9-26-1-8)		1	2	1	2	
	Aiding, Inducing or Causing an Offense (35-41-2-4)	Battery (35-42-2-1)	1	-	1	-	
	Attempt to Commit a Felony (35-41-5-1)	Burglary (35-43-2-1)	-	1	-	1	
		Fraud on Financial Institution (35-43-5-8)	-	1	-	1	
		Robbery (35-42-5-1)	-	2	-	2	
	Auto Theft, Receiving Stolen Parts (35-43-4-2.5)		-	4	-	4	
	Battery (35-42-2-1)		4	18	4	18	
	Burglary (35-43-2-1)		3	20	3	20	
	Child Exploitation (35-42-4-4)		-	1	-	1	
	Child Pornography (35-42-4-4(C))		-	1	-	1	
	Conspiracy (35-41-5-2)	Dealing in Methamphetamine (35-48-4-1.1)	-	2	-	2	
		Trafficking with an Inmate (35-44.1-3-5)	-	1	-	1	
	Corrupt Business Influence (35-45-6-2)		2	2	2	2	
	Criminal Confinement (35-42-3-3)		-	7	-	7	
	Criminal Recklessness (35-42-2-2)		-	2	-	2	
	Dealing Cocaine or Narcotic Drug (35-48-4-1)		4	15	4	15	
	Dealing Marijuana, Hash Oil, or Hashish (35-48-4-10)		-	2	-	2	
	Dealing Methamphetamine (35-48-4-1.1)		5	13	5	13	
	Dealing Sched I, II, or III Cntrld Sub (35-48-4-2)		1	1	1	1	
	Dealing in Methamphetamine (35-48-4-1.1)		9	18	9	18	
	Domestic Battery (35-42-2-1.3)		1	15	1	15	
	Escape (35-44.1-3-4)		1	2	1	2	
	Failure to Register as a Sex Offender (11-8-8-17)		-	6	-	6	
	Firearm w/in One Mile of School (35-47-2-1)		-	21	-	21	
	Fraud on Financial Institution (35-43-5-8)		1	3	1	3	
	Incest (35-46-1-3)		-	1	-	1	
	Intimidation (35-45-2-1)		-	3	-	3	
	Involuntary Manslaughter (35-42-1-4)		-	1	-	1	
	Obliterating Handgun I.D. (35-47-2-18)		-	2	-	2	
	Oper Veh Aft Life Susp (9-30-10-17)		2	25	2	25	
	Operating Vehicle Intoxicated/Death (9-30-5-5)		1	1	1	1	
	Possession - Destruct Device (35-47.5-5-2)		-	1	-	1	
	Possession of Cocaine or Narcotic Drug 35-48-4-6		3	5	3	5	
	Possession of Precursors (35-48-4-14.5)		-	1	-	1	
	Possession of Syringes or Needles (16-42-19-18)		2	4	2	4	
	Reckless Homicide (35-42-1-5)		-	1	-	1	
	Resisting Law Enforcement (35-44.1-3-1)		-	1	-	1	
	Robbery (35-42-5-1)		2	11	2	11	
	Sexual Misconduct with a Minor (35-42-4-9)		-	1	-	1	
	Stalking (35-45-10-5)		-	2	-	2	
	Trafficking with an Inmate (35-44.1-3-5)		-	1	-	1	
	Level 5 Felony Total			43	221	43	221

Felony Level	Primary Offense	Secondary Offense	Jan-18		This Calendar Year		
			SEX		SEX		
			F	M	F	M	
Level 6 Felony	Auto Theft, Receiving Stolen Parts (35-43-4-2.5)		1	4	1	4	
	Battery 35-42-2-1		1	3	1	3	
	Criminal Confinement (35-42-3-3)		-	1	-	1	
	Criminal Confinement (35-42-3-3)		-	5	-	5	
	Criminal Recklessness (35-42-2-2)		-	1	-	1	
	Dealing Sched IV Cntrld Sub (35-48-4-3)		-	1	-	1	
	Escape 35-44.1-3-4		1	7	1	7	
	Fail to Reg Sex Off (11-8-8-17)		-	1	-	1	
	Forgery, Counterfeiting, Application Fraud (35-43-5-2)		1	-	1	-	
	Identity Deception (35-43-5-3.5)		1	-	1	-	
	Insurance Fraud (35-43-5-4.5)		-	1	-	1	
	Invasion of Privacy (35-46-1-15.1)		-	1	-	1	
	Maintaining Common Nuisance (35-48-4-13)		1	-	1	-	
	Neglect of a Dependent/Death (35-46-1-4)		-	1	-	1	
	Obstruction of Justice (35-44.1-2-2)		-	1	-	1	
	Oper Vehicle-Intox-Prev Conv (9-30-5-3)		-	1	-	1	
		Habitual Offender Controlled Substance (35-50-2-10)	-	2	-	2	
	Operating Vehicle Intoxicated-Endanger (9-30-5-2)		1	-	1	-	
		Habitual Offender Controlled Substance (35-50-2-10)	-	2	-	2	
	Possession of Cocaine or Narcotic Drug (35-48-4-6)		1	3	1	3	
	Possession of Methamphetamine (35-48-4-6.1)		4	14	4	14	
	Possession of Syringes or Needles (16-42-19-18)		2	3	2	3	
	Possession or Use of Legend Drug (16-42-19-13)		-	1	-	1	
	Residential Entry (35-43-2-1.5)		1	1	1	1	
	Resisting Law Enforc (35-44.1-3-1)		-	4	-	4	
	Strangulation (35-42-2-9)		-	4	-	4	
	Synthetic ID Deception (35-43-5-3.8)		1	-	1	-	
	Theft, Receiving Stolen Property (35-43-4-2)		4	14	4	14	
	Level 6 Felony Total			20	76	20	76

Felony Level	Primary Offense	Secondary Offense	Jan-18		This Calendar Year	
			SEX		SEX	
			F	M	F	M
Murder (35-42-1-1)	Murder (35-42-1-1)		1	4	1	4
Murder Total			1	4	1	4

			Jan-18		This Calendar Year	
			SEX		SEX	
			F	M	F	M
Grand Total			115	639	115	639

Note: Offense data may not be available for all offenders at the time this table was prepared.
Only new commitments and probation violations are reported on this table.
Parole and Community Transition Program violators are excluded on this table.
Source: SAS - all.citations_mso.pgm

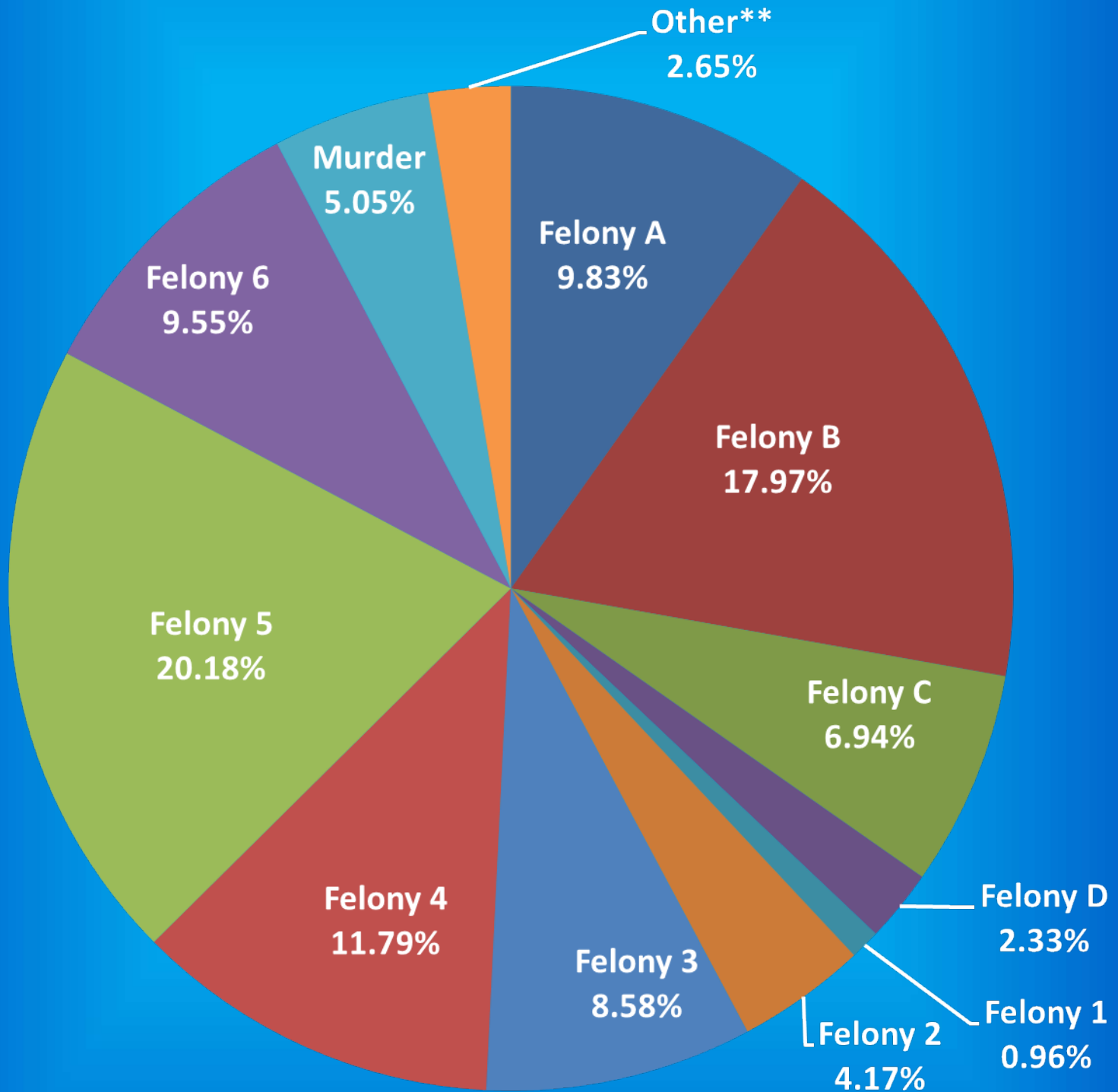
Indiana Department of Correction

Graph A

Female Population by Most Serious Offense Felony Level*

February 01, 2018

N = 2,414



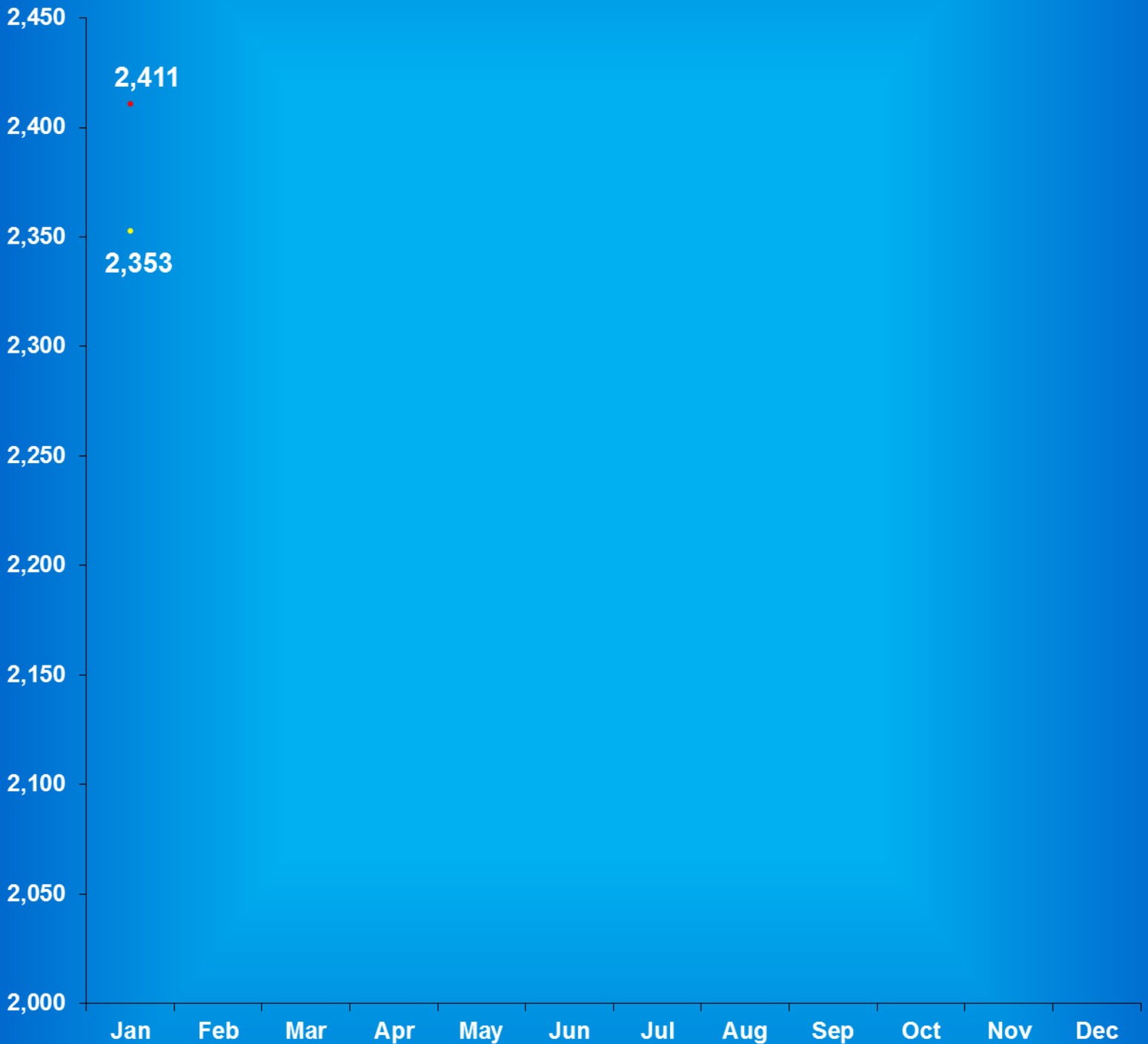
* Includes Offenders Held in County Jails and Contracted Beds

** Other includes Safekeepers, Predispositions, Habitual Offenders, Misdemeanants, and Unknowns

Indiana Department of Correction

Graph B

Average Daily Adult Female Offender Populations
Calendar Year 2018



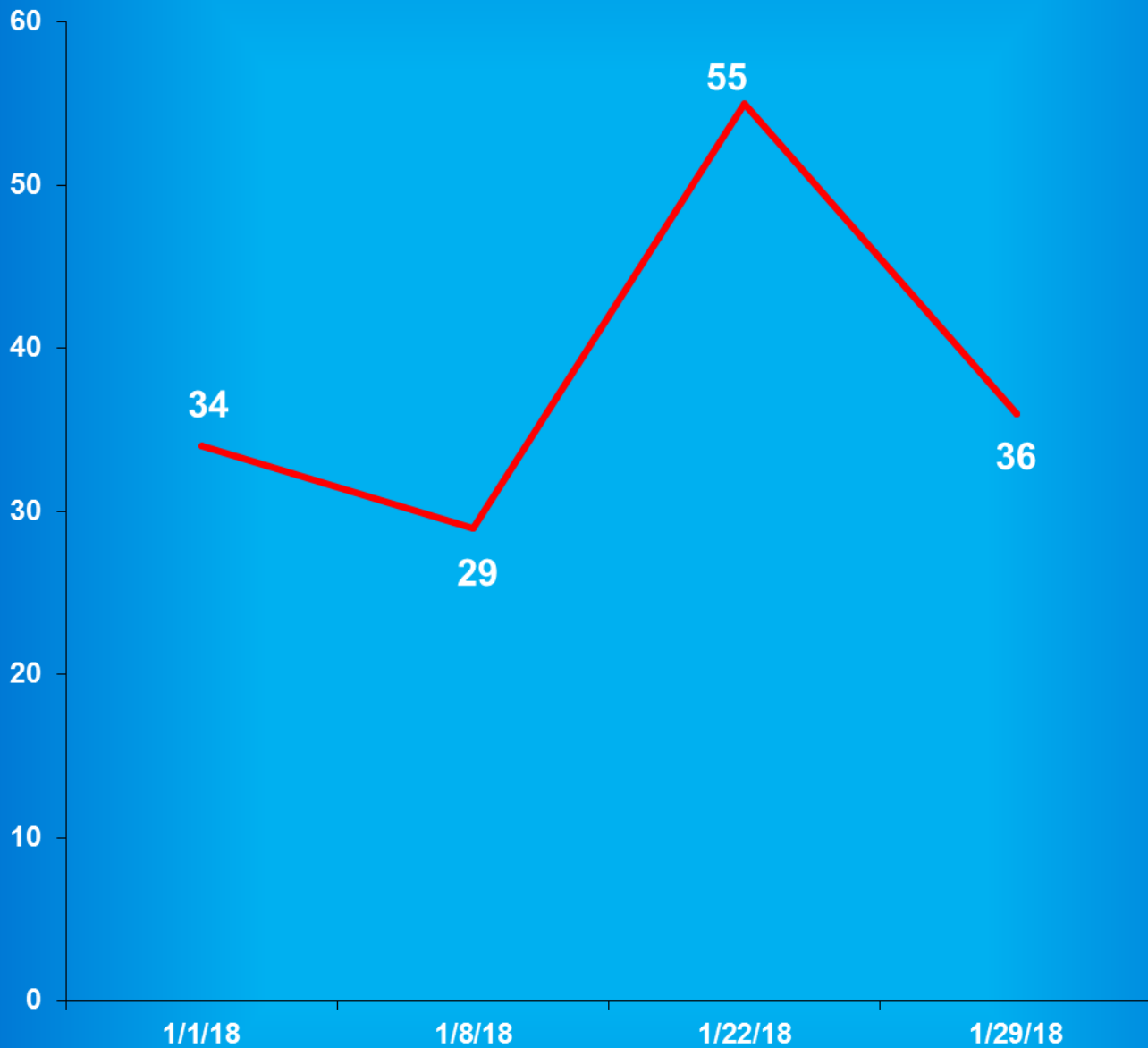
Includes County Jail/Contract Beds Excludes County Jail/Contract Beds

Indiana Department of Correction

Graph C

Adult Females Held in County Jails

January 2018



- Offenders held in county jails are newly sentenced offenders with completed court documents who are awaiting transfer to a DOC facility.

- Jail counts are a dynamic number that are affected by a variety of factors, including; sentencing trends, available DOC beds, and intake process completion.

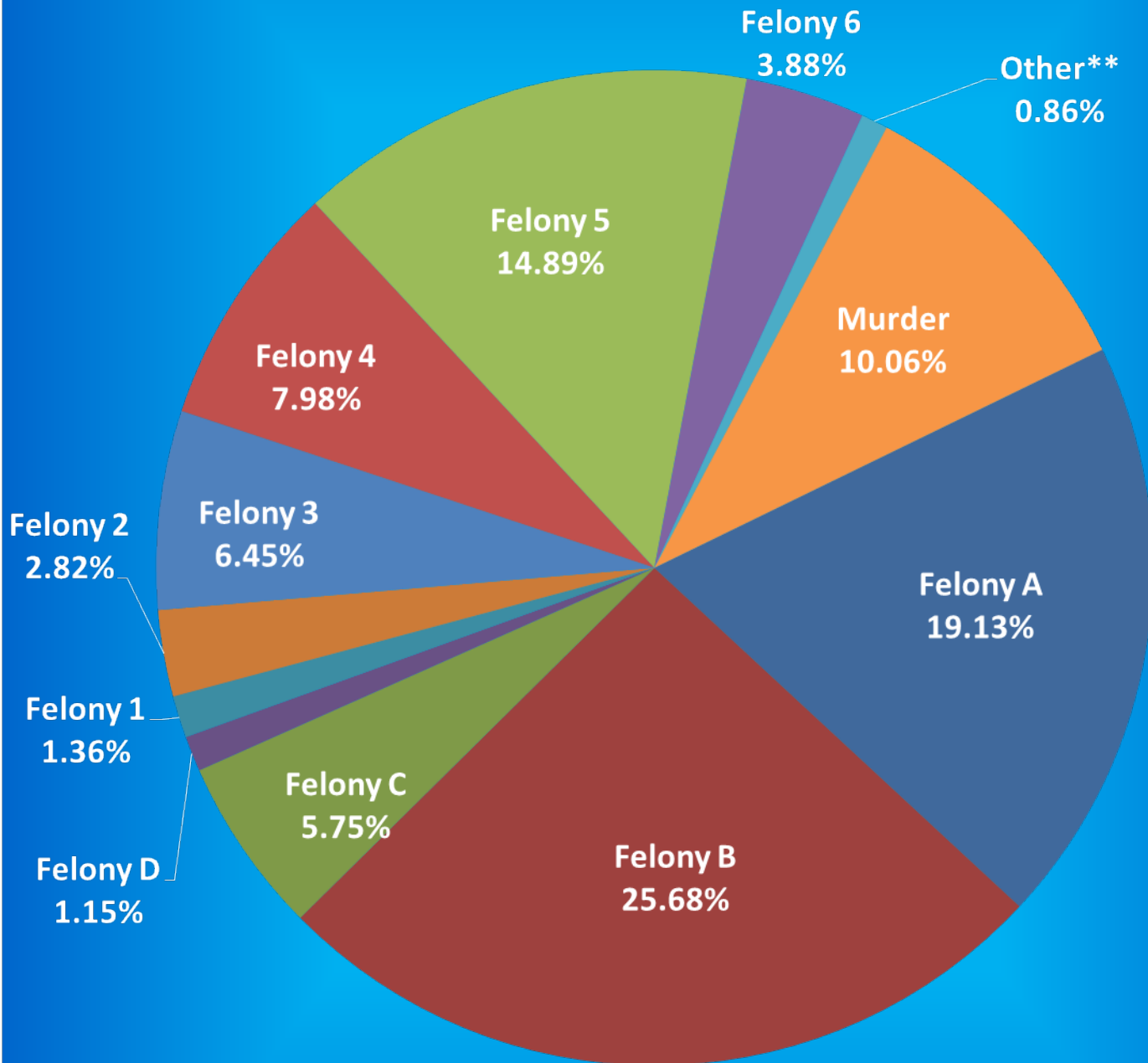
Indiana Department of Correction

Graph D

Male Population by Most Serious Offense Felony Level*

February 01, 2018

N = 23,584



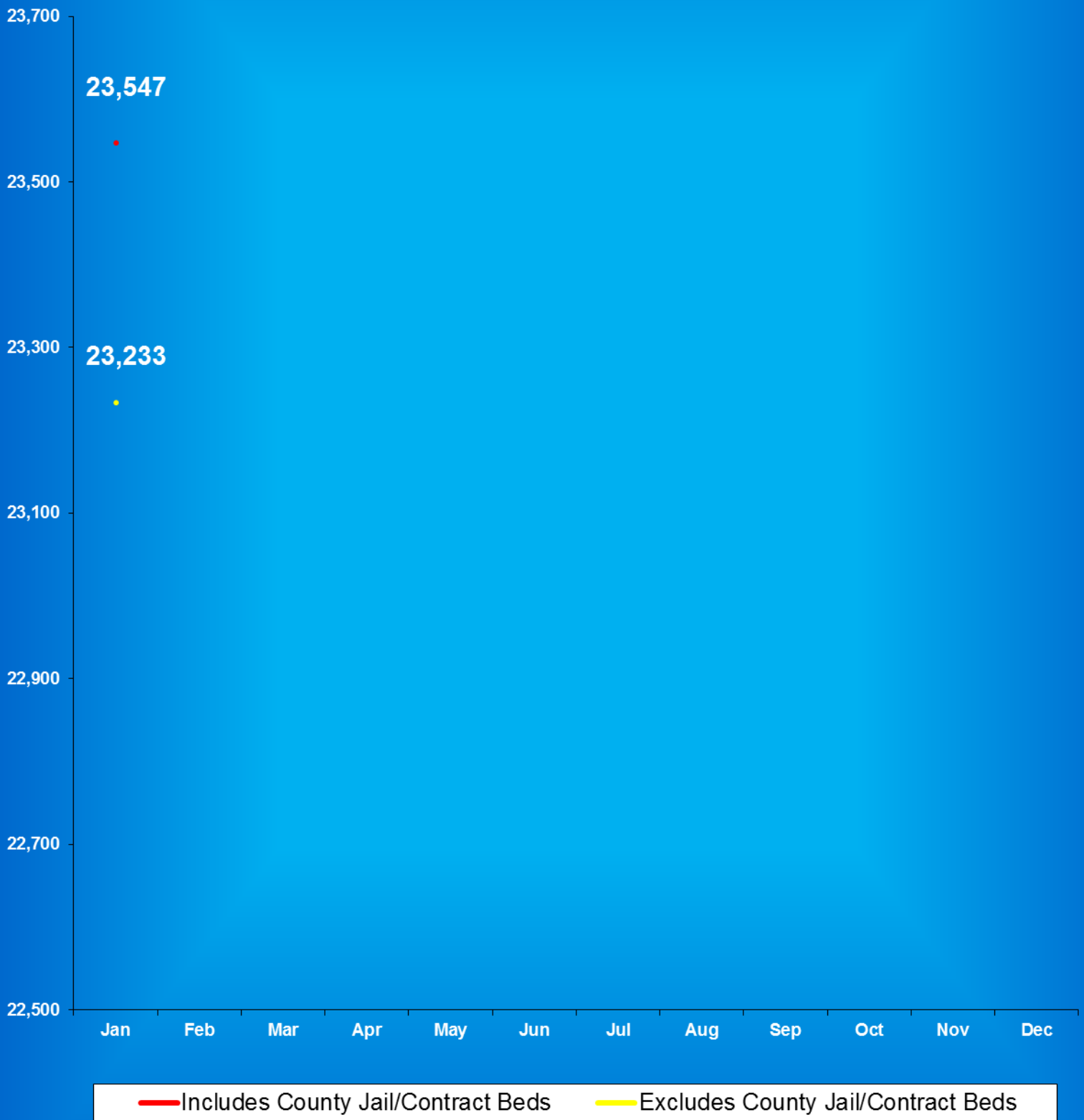
• Includes Offenders Held in County Jails and Contracted Beds

** Other includes Safekeepers, Predispositions, Habitual Offenders, Misdemeanants, and Unknowns

Indiana Department of Correction

Graph E

Average Daily Adult Male Offender Populations Calendar Year 2018

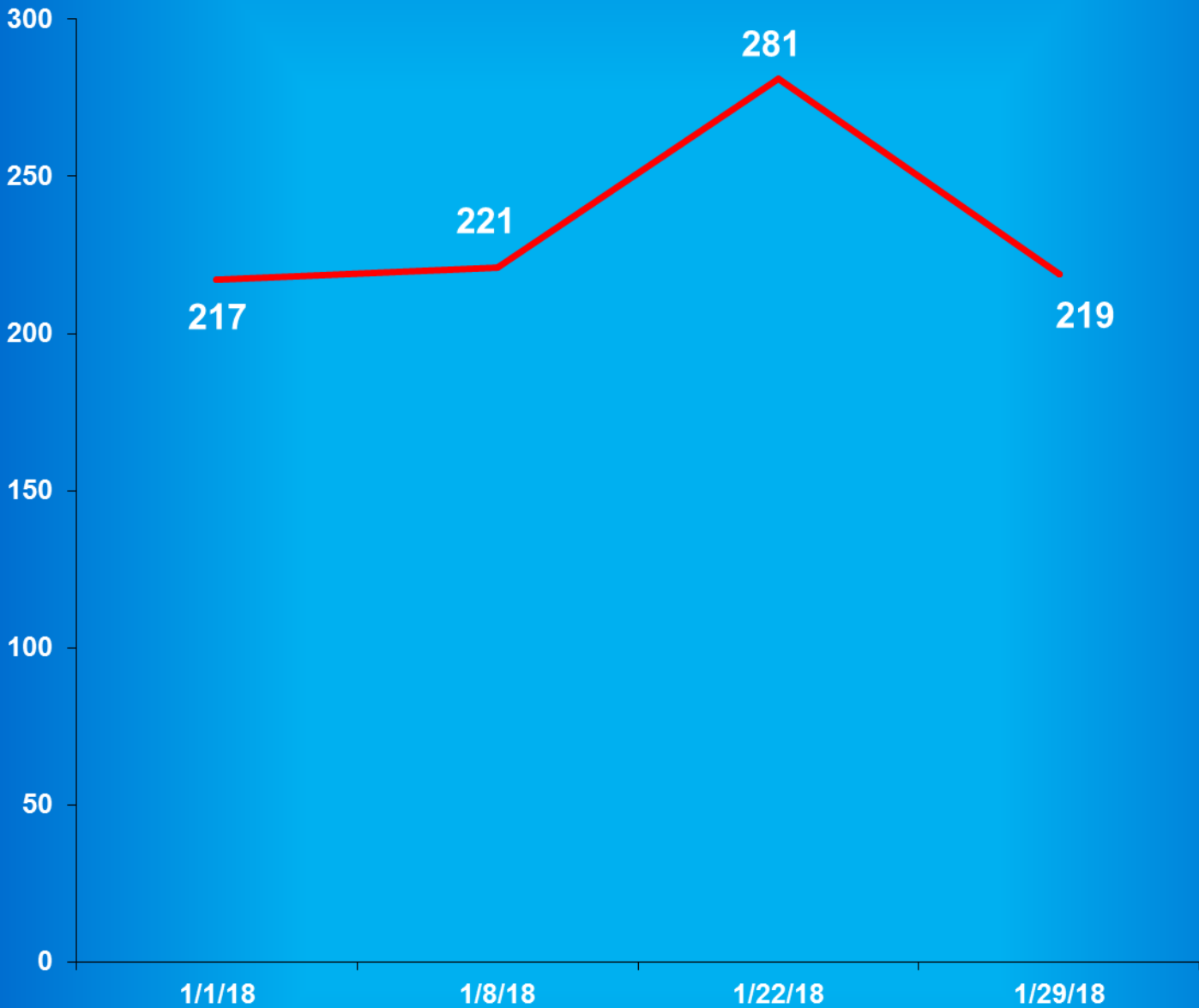


Indiana Department of Correction

Graph F

Adult Males Held in County Jails

January 2018



- Offenders held in county jails are newly sentenced offenders with completed court documents who are awaiting transfer to a DOC facility.

- Jail counts are a dynamic number that are affected by a variety of factors, including; sentencing trends, available DOC beds, and intake process completion.



Juvenile Offender Statistics



Indiana Department Of Correction
Table 13
Monthly Facility Admissions and Releases

Juvenile Offenders
January 2018

Admissions of All Juvenile Males

New Commitment	Re-Commitment	Parolee Return	Return From Escape	Diagnostics/Walk-Thrus
26	20	2	0	6

Releases of All Juvenile Males

Discharge	Parole	Escape	Diagnostics/Walk-Thrus
47	5	0	7

Admissions of All Juvenile Females

New Commitment	Re-Commitment	Parolee Return	Return From Escape	Diagnostics/Walk-Thrus
2	1	0	0	1

Releases of All Juvenile Females

Discharge	Parole	Escape	Diagnostics/Walk-Thrus
7	1	0	2

Sources:

SAS - mnthadm4_pgm_tbl13.pgm

SAS - mnthext4_pgm_tbl13.pgm

Indiana Department of Correction

Table 14

New Admissions by County of Commitment - Juveniles

January 2018

County	Admission Type			County	Admission Type		
	New Commits	Re Commits	Total		New Commits	Re Commits	Total
Adams	0	0	0	Madison	0	0	0
Allen	5	1	6	Marion	4	3	7
Bartholomew	0	1	1	Marshall	2	0	2
Benton	0	0	0	Martin	0	0	0
Blackford	0	0	0	Miami	0	0	0
Boone	0	1	1	Monroe	0	0	0
Brown	0	0	0	Montgomery	3	0	3
Carroll	0	0	0	Morgan	0	0	0
Cass	0	0	0	Newton	0	0	0
Clark	0	0	0	Noble	1	0	1
Clay	1	0	1	Ohio	0	0	0
Clinton	0	0	0	Orange	0	0	0
Crawford	1	0	1	Owen	0	0	0
Daviess	0	0	0	Parke	0	0	0
Dearborn	0	0	0	Perry	0	0	0
Decatur	1	0	1	Pike	0	0	0
DeKalb	0	0	0	Porter	2	1	3
Delaware	0	0	0	Posey	0	0	0
Dubois	0	0	0	Pulaski	0	0	0
Elkhart	0	0	0	Putnam	0	0	0
Fayette	0	0	0	Randolph	0	0	0
Floyd	0	0	0	Ripley	0	0	0
Fountain	0	0	0	Rush	0	0	0
Franklin	0	0	0	St. Joseph	3	0	3
Fulton	0	0	0	Scott	0	0	0
Gibson	0	0	0	Shelby	2	0	2
Grant	0	0	0	Spencer	0	0	0
Greene	1	0	1	Starke	0	0	0
Hamilton	0	0	0	Steuben	0	0	0
Hancock	0	0	0	Sullivan	0	0	0
Harrison	0	0	0	Switzerland	0	0	0
Hendricks	1	0	1	Tippecanoe	0	1	1
Henry	0	0	0	Tipton	0	0	0
Howard	2	0	2	Union	0	0	0
Huntington	0	0	0	Vanderburgh	5	0	5
Jackson	0	0	0	Vermillion	0	0	0
Jasper	0	1	1	Vigo	1	1	2
Jay	1	0	1	Wabash	1	1	2
Jefferson	0	0	0	Warren	0	0	0
Jennings	0	0	0	Warrick	0	0	0
Johnson	0	0	0	Washington	0	0	0
Knox	0	0	0	Wayne	2	0	2
Kosciusko	2	0	2	Wells	2	1	3
LaGrange	1	0	1	White	0	0	0
Lake	2	0	2	Whitley	1	0	1
LaPorte	0	0	0	Unknown	0	0	0
Lawrence	0	0	0	Totals	47	12	59

This data is based on most serious offense and excludes parole violations.

Source: Mnthadm4_pgm_tbl14.pgm

Indiana Department of Correction

Table 15

Monthly Releases by County of Commitment - Juveniles

January 2018

County	Release Type			County	Release Type		
	Discharge	Parole	Total		Discharge	Parole	Total
Adams	0	0	0	Madison	0	0	0
Allen	5	0	5	Marion	5	0	5
Bartholomew	0	0	0	Marshall	0	0	0
Benton	0	0	0	Martin	0	0	0
Blackford	0	0	0	Miami	0	0	0
Boone	0	0	0	Monroe	0	0	0
Brown	0	0	0	Montgomery	0	1	1
Carroll	0	0	0	Morgan	1	0	1
Cass	0	0	0	Newton	0	0	0
Clark	0	0	0	Noble	0	0	0
Clay	1	0	1	Ohio	0	0	0
Clinton	0	2	2	Orange	0	0	0
Crawford	0	0	0	Owen	0	0	0
Daviess	0	0	0	Parke	0	0	0
Dearborn	1	0	1	Perry	0	0	0
Decatur	0	0	0	Pike	0	0	0
DeKalb	0	0	0	Porter	0	0	0
Delaware	1	0	1	Posey	0	0	0
Dubois	0	0	0	Pulaski	0	0	0
Elkhart	0	0	0	Putnam	0	0	0
Fayette	1	0	1	Randolph	0	0	0
Floyd	0	0	0	Ripley	0	0	0
Fountain	0	0	0	Rush	0	0	0
Franklin	0	0	0	St. Joseph	0	0	0
Fulton	0	1	1	Scott	0	0	0
Gibson	1	0	1	Shelby	1	0	1
Grant	1	0	1	Spencer	0	0	0
Greene	0	0	0	Starke	0	0	0
Hamilton	0	0	0	Steuben	0	0	0
Hancock	0	0	0	Sullivan	0	0	0
Harrison	0	0	0	Switzerland	0	0	0
Hendricks	1	0	1	Tippecanoe	0	0	0
Henry	0	0	0	Tipton	0	0	0
Howard	1	0	1	Union	0	0	0
Huntington	1	0	1	Vanderburgh	3	0	3
Jackson	0	0	0	Vermillion	0	0	0
Jasper	0	0	0	Vigo	0	0	0
Jay	0	0	0	Wabash	0	0	0
Jefferson	0	0	0	Warren	0	0	0
Jennings	0	0	0	Warrick	0	0	0
Johnson	0	0	0	Washington	0	0	0
Knox	1	0	1	Wayne	1	0	1
Kosciusko	0	0	0	Wells	0	0	0
LaGrange	0	0	0	White	0	0	0
Lake	2	1	3	Whitley	1	0	1
LaPorte	1	0	1	Unknown	0	0	0
Lawrence	0	0	0	Totals	30	5	35

Some discharges may be releases to County Probation - data is unable to be separated.

Diagnostics and Escapes are excluded.

Source: Mnthext4_pgm_tbl15.pgm

Indiana Department of Correction
Table 16
Total Number of Committing Offenses for Juveniles
Committed to the Indiana Department of Correction

January 2018

OFFENSE (Citation Code)	NUMBER OF OFFENSES			
	This Month		This Calendar Year	
LEVEL I	Female	Male	Female	Male
Aggravated Battery (35-42-2-1.5)	0	0	0	0
Arson (35-43-1-1)	0	0	0	0
Battery (35-42-2-1)	2	3	2	3
Battery by Bodily Waste (35-42-2-6)	0	1	0	1
Burglary (35-43-2-1)	0	3	0	3
Carjacking (35-42-5-2)	0	0	0	0
Carrying Handgun w/o License (35-47-2-1)	0	1	0	1
Changing, Altering, Removing, Obliterating ID of Handgun (35-47-2-18)	0	0	0	0
Child Exploitation (35-42-4-4)	0	0	0	0
Child Molesting (35-42-4-3)	0	1	0	1
Child Seduction (35-42-4-7)	0	0	0	0
Child Selling (35-46-1-4)	0	0	0	0
Child Solicitation (35-42-4-6)	0	0	0	0
Child in Possession of Handgun (35-47-10-5)	0	2	0	2
Consumer Product Tampering (35-45-8-3)	0	0	0	0
Criminal Confinement (35-42-3-3)	0	0	0	0
Criminal Deviate Conduct (35-42-4-2)	0	0	0	0
Criminal Gang Intimidation (35-45-9-4)	0	0	0	0
Criminal Gang Recruitment	0	0	0	0
Criminal Recklessness (35-42-2-2)	0	2	0	2
Dangerous Possession of a Firearm (35-47-10-5)	0	1	0	1
Dealing in a Sawed-Off Shotgun (35-47-5-4.1)	0	0	0	0
Distribution of a Destructive Device (IC 35-47.5-5-5)	0	0	0	0
Domestic Battery (35-42-2-1.3)	0	1	0	1
Driving While Intoxicated Resulting in Death (9-30-5-5)	0	0	0	0
False Application for Handgun (35-47-2-8)	0	0	0	0
False, Altering Handgun License (35-47-2-22)	0	0	0	0
Feticide (35-42-1-6)	0	0	0	0
Handgun, False ID (35-47-2-17)	0	0	0	0
Incest (35-46-1-3)	0	0	0	0
Interference with Custody (35-42-3-4)	0	0	0	0
Intimidation (35-45-2-1)	0	0	0	0
Involuntary Manslaughter (35-42-1-4)	0	0	0	0
Kidnapping (35-42-3-2)	0	0	0	0
Murder (35-42-1-1)	0	0	0	0
Neglect of a Dependent (35-46-1-4)	0	0	0	0
Operation of a Machine Gun/Hurling a Bomb (35-47-5-9)	0	0	0	0
Overpass Mischief (35-42-2-5)	0	0	0	0
Pointing a Firearm (35-47-4-3)	0	2	0	2
Possession of Firearm on School Property (35-47-9-2)	0	1	0	1
Possession of a Machine Gun or Bomb (35-47-5-9)	0	0	0	0
Rape (35-42-4-1)	0	0	0	0
Reckless Homicide (35-42-1-5)	0	0	0	0
Resisting Law Enforcement (35-44-3-3)	0	0	0	0
Robbery (35-42-5-1)	0	5	0	5
Sell, Manufacture, Possess, Purchase Explosive (35-47-5-1)	0	0	0	0
Sell, Transfer, HIV Blood (35-42-1-7)	0	0	0	0
Selling, Transferring, Giving Handgun to Under 18 (35-47-2-7)	0	0	0	0
Sexual Battery (35-42-4-8)	0	0	0	0
Sexual Misconduct (35-44-1-5)	0	0	0	0
Sexual Misconduct with a Minor (35-42-4-9)	0	0	0	0

LEVEL I (cont'd)**NUMBER OF OFFENSES**

	This Month		This Calendar Year	
	Female	Male	Female	Male
Stalking (35-45-10-5)	0	0	0	0
Strangulation (35-42-2-9)	0	1	0	1
Unlawful Delivery of Confiscated Firearm (35-47-3-4)	0	0	0	0
Unlawful Use of Body Armor (35-47-5-13)	0	0	0	0
Unlawful Use of Stun Gun (35-47-8-5)	0	0	0	0
Vicarious Sexual Gratification (35-42-4-5)	0	0	0	0
Voluntary Manslaughter (35-42-1-3)	0	0	0	0
Sub-Total	2	24	2	24

LEVEL II

Assisting a Criminal (35-44-3-2)	0	0	0	0
Chinese Throwing Star (35-47-5-12)	0	0	0	0
Criminal Gang Activity (35-45-9-3)	0	0	0	0
Criminal Recklessness (35-42-2-2)	0	0	0	0
Dealing Anabolic Steroid (16-42-19-27)	0	0	0	0
Dealing Methamphetamine (35-48-4-1.1)	0	0	0	0
Dealing in Cocaine or Narcotic Drug (35-48-4-1)	0	0	0	0
Dealing in Marijuana, Hash Oil, or Hashish (35-48-4-10)	0	0	0	0
Dealing in a Schedule I, II, or III Controlled Substance (35-48-4-2)	0	1	0	1
Dealing in a Schedule IV Controlled Substance (35-48-4-3)	0	0	0	0
Dealing in a Schedule V Controlled Substance (35-48-4-4)	0	0	0	0
Dealing in a Substance Represented to be a Controlled Substance (35-48-4-4.5)	0	0	0	0
Delivery of Weapon to Intoxicated Person (35-47-4-1)	0	0	0	0
Disarming Law Enforcement Officer (35-44.1-3-2)	0	0	0	0
Escape/Failure to Return to Lawful Detention (35-44-3-5)	1	2	1	2
Inmate w/ Deadly Weapon (35-44.1-3-7)	0	0	0	0
Interference with Custody (35-42-3-4)	0	0	0	0
Intimidation (35-45-2-1)	1	5	1	5
Knife with Automatic Blade (35-47-5-2)	0	0	0	0
Loan Sharking (35-45-7-2)	0	0	0	0
Maintaining a Common Nuisance (35-48-4-13)	0	0	0	0
Manufacture, Distribution, Possession of a Substance Represented to be a Controlled Substance (35-48-4-4.6)	0	0	0	0
Neglect of a Dependent (35-46-1-4)	0	0	0	0
Poss Precursors w/ Intent to Manufacture Etc. (35-48-4-14.5)	0	0	0	0
Possession of a Controlled Substance (35-48-4-7)	0	0	0	0
Possession of a Knife on School Property (35-47-5-2.5)	0	0	0	0
Promoting Prostitution (35-45-4-4)	0	0	0	0
Purchase, Possession or Sale of Stun Gun (35-47-8-5)	0	0	0	0
Resisting Law Enforcement (35-44-3-3)	0	2	0	2
Rioting with a Deadly Weapon (35-45-1-2)	0	0	0	0
Sale, Possession, Use of Legend Drug (16-42-19-27)	0	0	0	0
Sexual Misconduct with a Minor (35-42-4-9)	0	0	0	0
Stalking (35-45-10-5)	0	0	0	0
Trafficking with an Inmate (35-44-3-9)	0	0	0	0
Use of Stun Gun in Commission of a Crime (35-47-8-5)	0	0	0	0
Sub-Total	2	10	2	10

LEVEL III

Accident /Failure to Stop (9-26-1-8)	0	0	0	0
Accident, Property Damage with Injury (9-26-1-8)	0	0	0	0
Altering or Damaging Computer (35-43-1-4)	0	0	0	0
Auto Theft, Receiving Stolen Parts (35-43-4-2.5)	1	1	1	1
Battery (35-42-2-1)	3	11	3	11
Battery by Bodily Waste (35-42-2-6)	0	0	0	0
Beastiality	0	0	0	0
Bribery (35-44-1-1)	0	0	0	0
Burglary (35-43-2-1)	0	0	0	0
Check Deception (35-43-5-5)	0	0	0	0

NUMBER OF OFFENSES

LEVEL III (cont'd)	This Month		This Calendar Year	
	Female	Male	Female	Male
Check Fraud (35-43-5-12)	0	0	0	0
Child Exploitation (35-42-4-4)	0	0	0	0
Controlled Substance Registration (35-48-4-14)	0	0	0	0
Conversion (35-43-4-3)	1	0	1	0
Criminal Mischief (35-43-1-2)	0	5	0	5
Criminal Recklessness (35-42-2-2)	1	0	1	0
Criminal Trespass (35-43-2-2)	0	3	0	3
Dealing in Altered Property (35-43-4-2.3)	0	0	0	0
Dealing in Marijuana, Hash Oil, or Hashish (35-48-4-10)	0	0	0	0
Dealing in Paraphernalia (35-48-4-8.5)	0	0	0	0
Dealing in a Schedule IV Controlled Substance (35-48-4-3)	0	0	0	0
Distribution of Material Harmful to Minor (35-49-3-3)	0	0	0	0
Escape/Failure to Return to Lawful Detention (35-44-3-5)	2	8	2	8
Failure to Appear (35-44-3-6)	0	0	0	0
False Reporting (35-44-2-2)	0	0	0	0
Forgery (35-43-5-2)	0	0	0	0
Fraud (35-43-5-4)	0	0	0	0
Fraud on Financial Institution (35-45-5-8)	0	0	0	0
Home Improvement Fraud (35-43-6-13)	0	0	0	0
Identity Deception (35-43-5-3.5)	0	1	0	1
Interference with Custody (35-42-3-4)	0	0	0	0
Interference with Reporting Crime (35-42-2-5)	0	0	0	0
Invasion of Privacy (35-46-1-15.1)	0	0	0	0
Kill Domestic Animal	0	0	0	0
Manufacture of Paraphernalia (35-48-4-8.1)	0	0	0	0
Nonsupport of Child (35-46-1-5)	0	0	0	0
Nonsupport of Spouse (35-46-1-6)	0	0	0	0
Obscene Performance (35-49-3-1)	0	0	0	0
Obstructing Fireman (35-44-3-8)	0	0	0	0
Obstructing Traffic (35-42-2-4)	0	0	0	0
Obstruction of Justice (35-44-3-4)	0	0	0	0
Operating Vehicle After Lifetime Forfeiture (9-30-10-17)	0	0	0	0
Operating Vehicle While Intoxicated (9-30-5-4)	0	0	0	0
Operating Vehicle While Intoxicated with Prior (9-30-5-3)	0	0	0	0
Patronizing a Prostitute (35-45-4-3)	0	0	0	0
Perjury (35-44-2-1)	0	0	0	0
Possession of Cocaine or Narcotic Drug (35-48-4-6)	0	1	0	1
Possession of Marijuana, Hash Oil, or Hashish (35-48-4-11)	0	0	0	0
Possession of Methamphetamines (35-48-4-6.1)	0	0	0	0
Possession of Paraphernalia (35-48-4-8.3)	0	0	0	0
Possession of a Controlled Substance (35-48-4-7)	0	0	0	0
Possession of a Syringe (16-42-19-18)	0	0	0	0
Possession/Use of Legend Drug (16-42-19-13)	0	0	0	0
Professional Gambling (35-45-5-3)	0	0	0	0
Profiting from Adoption (35-46-1-9)	0	0	0	0
Promoting Professional Gambling (35-45-5-4)	0	0	0	0
Promoting Prostitution (35-45-4-4)	0	0	0	0
Prostitution (35-45-4-2)	0	0	0	0
Public Indecency (35-45-4-1)	0	0	0	0
Public Nudity (35-45-4-1.5)	0	0	0	0
Railroad Mischief (35-42-2-5.5)	0	0	0	0
Receiving Stolen Auto Parts (35-43-4-2.5)	0	1	0	1
Receiving Stolen Property (35-43-4-2)	0	0	0	0
Residential Entry (35-43-2-1.5)	1	0	1	0
Resisting Law Enforcement (35-44-3-3)	1	8	1	8
Rioting (35-45-1-2)	0	0	0	0
Sale, Possession, Use of Legend Drug (16-42-19-27)	0	0	0	0
Selling, Distributing, Exhibiting Obscene Material (35-49-3-1)	0	0	0	0
Stalking (35-45-10-5)	0	0	0	0
Synthetic Drug (35-48-4-11.5)	0	0	0	0

NUMBER OF OFFENSES

LEVEL III (cont'd)	This Month		This Calendar Year	
	Female	Male	Female	Male
Theft (35-43-4-2)	0	8	0	8
Torture or Mutilation of Animal (35-46-3-12)	0	0	0	0
Trafficking with an Inmate (35-44-3-9)	0	0	0	0
Unauthorized Possession of Prescription Form (35-48-4-14)	0	0	0	0
Unlawful Entry of Motor Vehicle (35-43-4-2.7)	0	0	0	0
Voyeurism (35-45-4-5)	0	0	0	0
Welfare Fraud (35-43-5-7)	0	0	0	0
Sub-Total	10	47	10	47

LEVEL IV

Absence From Home Detention (35-38-2.5-10)	0	0	0	0
Accident/Failure to Stop (9-26-1-8)	0	1	0	1
Animal Cruelty (35-46-3-12)	0	0	0	0
Assisting a Criminal (35-44-3-2)	0	0	0	0
Beats Vertebrate Animal (35-46-3-12)	0	0	0	0
Check Deception (35-43-5-5)	0	0	0	0
Common Nuisance (35-48-4-13)	0	1	0	1
Computer Trespassing (35-43-2-3)	0	0	0	0
Counterfeiting Auto Registration (9-18-2-42)	0	0	0	0
Counterfeiting a Driver's License (9-24-18-7)	0	0	0	0
Curfew Violation (31-37-2-5)	0	0	0	0
Deception (35-43-5-3)	0	0	0	0
Deer Outside Hours (14-22-6-1)	0	0	0	0
Deer w/ Illegal Device (14-22-6-1)	0	0	0	0
Disorderly Conduct (35-45-1-3)	1	3	1	3
Dissemination of Material Harmful to Minor (35-49-3-3)	0	0	0	0
Driving While Intoxicated (9-11-2-3)	0	0	0	0
Driving with Suspended License (9-24-19-2)	0	0	0	0
Exploitation of Dependent/Endangered Adult (35-46-1-12)	0	0	0	0
Failure to Appear (35-44-3-6)	0	0	0	0
Failure to Disclose Recruitment (35-46-4-4)	0	0	0	0
Failure to Respond to Summons (35-44-3-6.5)	0	0	0	0
False Auto Registration (9-18-2-44)	0	0	0	0
False Identity Statement (35-44-2-6)	1	0	1	0
False Informing (35-44-2-2)	1	1	1	1
Flag Desecration (35-45-1-4)	0	0	0	0
Glue Sniffing (35-46-6-2)	0	0	0	0
Habitual Disobedience of Parent, Guardian, or Custodian (Incorrigible) (31-37-2-4)	0	0	0	0
Harassment (35-45-2-2)	0	0	0	0
Home Improvement Fraud (35-43-6-12)	0	0	0	0
Illegal Consumption of Alcohol (7.1-5-7-7)	0	2	0	2
Illegal Possession of Alcohol (7.1-5-7-7)	0	1	0	1
Impairment of ID Number (35-43-7-4)	0	0	0	0
Interference with Custody (35-42-3-4)	0	0	0	0
Interfering with Law Enforcement Animal (35-46-3-11)	0	0	0	0
Invasion of Privacy (35-46-1-15.1)	0	0	0	0
Leaving Home w/o Permission of Parent, Guardian or Custodian (Runaway) (31-37-2-2)	0	2	0	2
Maintaining a Common Nuisance (35-48-4-13)	0	0	0	0
Nitrous Oxide Distribution (35-46-6-3)	0	0	0	0
Obscene Performance (35-49-3-1)	0	0	0	0
Obstructing Medical Emergency (35-44-3-8.5)	0	0	0	0
Obstructing Traffic (35-42-2-4)	0	0	0	0
Official Misconduct (35-44.1-1-1)	0	0	0	0
Operating Vehicle While Intoxicated (9-30-5-2)	0	1	0	1
Operating Vehicle While Intoxicated/Cntrlrd Sub (9-30-5-1)	0	0	0	0
Operating Vehicle w/o License (9-24-18-1)	0	2	0	2
Operating Vehicle w/o Proof of Financial (9-25-8-2)	0	0	0	0
Operating Vehicle w/o Registration/Plates (9-18-2-43)	0	0	0	0
Possession of Marijuana, Hash Oil, or Hashish (35-48-4-11)	0	6	0	6

LEVEL IV (cont'd)	NUMBER OF OFFENSES			
	This Month		This Calendar Year	
	Female	Male	Female	Male
Possession of Paraphernalia (35-48-4-8.3)	0	7	0	7
Possession of Substance Represented to be a Controlled Substance (35-48-4-4.6)	0	0	0	0
Possession, Purchase, Accepting Tobacco (35-46-1-10.5)	0	0	0	0
Probation Violation	0	27	0	27
Public Intoxication (7.1-5-1-3)	0	0	0	0
Receiving Unidentified Property (35-43-7-5)	0	0	0	0
Reckless Driving (9-21-8-52)	0	2	0	2
Refusal to Aid Officer (35-44-3-7)	0	0	0	0
Refusal to Identify Self (34-28-5-3.5)	0	0	0	0
Selling, Distributing, Exhibiting Obscene Material (35-49-3-1)	0	0	0	0
Synthetic Drug (35-48-4-11.5)	0	0	0	0
Taking Deer/Turkey (14-22-6-1)	0	0	0	0
Tattooing a Minor (35-42-2-7)	0	0	0	0
Torture, Kill, Mutilate an Animal (35-46-3-12)	0	0	0	0
Unauthorized Possession of Prescription (35-48-4-14)	0	0	0	0
Unlawful Entry of Motor Vehicle (35-43-4-2.7)	0	1	0	1
Unlawful Gambling (35-45-5-2)	0	0	0	0
Unlawful Use of Railroad Right of Way (8-3-15-3)	0	0	0	0
Vending Machine Vandalism (35-43-4-7)	0	0	0	0
Violation Home Detention	0	0	0	0
Violation Suspended Commitment to DOC	0	0	0	0
Violation of Compulsory School Attendance Law (Truancy) (31-37-2-3)	0	0	0	0
Voyeurism (35-45-4-5)	0	0	0	0
Welfare Fraud (35-45-5-7)	0	0	0	0
	Sub-Total		3	57
	GRAND TOTAL NUMBER OF OFFENSES		17	138

Indiana Department of Correction
Table 17
Number of Juvenile Offenders by Most Serious Offense
Committed to the Indiana Department of Correction

January 2018

MOST SERIOUS OFFENSE (Citation Code)	NUMBER OF JUVENILES			
	This Month		This Calendar Year	
LEVEL I	Female	Male	Female	Male
Aggravated Battery (35-42-2-1.5)	0	0	0	0
Arson (35-43-1-1)	0	0	0	0
Battery (35-42-2-1)	2	3	2	3
Battery by Bodily Waste (35-42-2-6)	0	1	0	1
Burglary (35-43-2-1)	0	3	0	3
Carjacking (35-42-5-2)	0	0	0	0
Carrying Handgun w/o License (35-47-2-1)	0	0	0	0
Changing, Altering, Removing, Obliterating ID of Handgun (35-47-2-18)	0	0	0	0
Child Exploitation (35-42-4-4)	0	0	0	0
Child Molesting (35-42-4-3)	0	1	0	1
Child Seduction (35-42-4-7)	0	0	0	0
Child Selling (35-46-1-4)	0	0	0	0
Child Solicitation (35-42-4-6)	0	0	0	0
Child in Possession of Handgun (35-47-10-5)	0	2	0	2
Consumer Product Tampering (35-45-8-3)	0	0	0	0
Criminal Confinement (35-42-3-3)	0	0	0	0
Criminal Deviate Conduct (35-42-4-2)	0	0	0	0
Criminal Gang Intimidation (35-45-9-4)	0	0	0	0
Criminal Gang Recruitment	0	0	0	0
Criminal Recklessness (35-42-2-2)	0	1	0	1
Dangerous Possession of a Firearm (35-47-10-5)	0	1	0	1
Dealing in a Sawed-Off Shotgun (35-47-5-4.1)	0	0	0	0
Distribution of a Destructive Device (IC 35-47.5-5-5)	0	0	0	0
Domestic Battery (35-42-2-1.3)	0	1	0	1
Driving While Intoxicated Resulting in Death (9-30-5-5)	0	0	0	0
False Application for Handgun (35-47-2-8)	0	0	0	0
False, Altering Handgun License (35-47-2-22)	0	0	0	0
Feticide (35-42-1-6)	0	0	0	0
Handgun, False ID (35-47-2-17)	0	0	0	0
Incest (35-46-1-3)	0	0	0	0
Interference with Custody (35-42-3-4)	0	0	0	0
Intimidation (35-45-2-1)	0	0	0	0
Involuntary Manslaughter (35-42-1-4)	0	0	0	0
Kidnapping (35-42-3-2)	0	0	0	0
Murder (35-42-1-1)	0	0	0	0
Neglect of a Dependent (35-46-1-4)	0	0	0	0
Operation of a Machine Gun/Hurling a Bomb (35-47-5-9)	0	0	0	0
Overpass Mischief (35-42-2-5)	0	0	0	0
Pointing a Firearm (35-47-4-3)	0	1	0	1
Possession of Firearm on School Property (35-47-9-2)	0	1	0	1
Possession of a Machine Gun or Bomb (35-47-5-9)	0	0	0	0
Rape (35-42-4-1)	0	0	0	0
Reckless Homicide (35-42-1-5)	0	0	0	0
Resisting Law Enforcement (35-44-3-3)	0	0	0	0
Robbery (35-42-5-1)	0	5	0	5
Sell, Manufacture, Possess, Purchase Explosive (35-47-5-1)	0	0	0	0
Sell, Transfer, HIV Blood (35-42-1-7)	0	0	0	0
Selling, Transferring, Giving Handgun to Under 18 (35-47-2-7)	0	0	0	0
Sexual Battery (35-42-4-8)	0	0	0	0
Sexual Misconduct (35-44-1-5)	0	0	0	0
Sexual Misconduct with a Minor (35-42-4-9)	0	0	0	0

NUMBER OF JUVENILES

LEVEL I (cont'd)	This Month		This Calendar Year	
	Female	Male	Female	Male
Stalking (35-45-10-5)	0	0	0	0
Strangulation (35-42-2-9)	0	1	0	1
Unlawful Delivery of Confiscated Firearm (35-47-3-4)	0	0	0	0
Unlawful Use of Body Armor (35-47-5-13)	0	0	0	0
Unlawful Use of Stun Gun (35-47-8-5)	0	0	0	0
Vicarious Sexual Gratification (35-42-4-5)	0	0	0	0
Voluntary Manslaughter (35-42-1-3)	0	0	0	0
	2	21	2	21

LEVEL II

Assisting a Criminal (35-44-3-2)	0	0	0	0
Chinese Throwing Star (35-47-5-12)	0	0	0	0
Criminal Gang Activity (35-45-9-3)	0	0	0	0
Criminal Recklessness (35-42-2-2)	0	0	0	0
Dealing Anabolic Steroid (16-42-19-27)	0	0	0	0
Dealing Methamphetamine (35-48-4-1.1)	0	0	0	0
Dealing in Cocaine or Narcotic Drug (35-48-4-1)	0	0	0	0
Dealing in Marijuana, Hash Oil, or Hashish (35-48-4-10)	0	0	0	0
Dealing in a Schedule I, II, or III Controlled Substance (35-48-4-2)	0	1	0	1
Dealing in a Schedule IV Controlled Substance (35-48-4-3)	0	0	0	0
Dealing in a Schedule V Controlled Substance (35-48-4-4)	0	0	0	0
Dealing in a Substance Represented to be a Controlled Substance (35-48-4-4.5)	0	0	0	0
Delivery of Weapon to Intoxicated Person (35-47-4-1)	0	0	0	0
Disarming Law Enforcement Officer (35-44.1-3-2)	0	0	0	0
Escape/Failure to Return to Lawful Detention (35-44-3-5)	1	2	1	2
Inmate w/ Deadly Weapon (35-44.1-3-7)	0	0	0	0
Interference with Custody (35-42-3-4)	0	0	0	0
Intimidation (35-45-2-1)	1	3	1	3
Knife with Automatic Blade (35-47-5-2)	0	0	0	0
Loan Sharking (35-45-7-2)	0	0	0	0
Maintaining a Common Nuisance (35-48-4-13)	0	0	0	0
Manufacture, Distribution, Possession of a Substance Represented to be a Controlled Substance (35-48-4-4.6)	0	0	0	0
Neglect of a Dependent (35-46-1-4)	0	0	0	0
Poss precursors w/intent to manufacture etc. (35-48-4-14.5)	0	0	0	0
Possession of a Controlled Substance (35-48-4-7)	0	0	0	0
Possession of a Knife on School Property (35-47-5-2.5)	0	0	0	0
Promoting Prostitution (35-45-4-4)	0	0	0	0
Purchase, Possession or Sale of Stun Gun (35-47-8-5)	0	0	0	0
Resisting Law Enforcement (35-44-3-3)	0	2	0	2
Rioting with a Deadly Weapon (35-45-1-2)	0	0	0	0
Sale, Possession, Use of Legend Drug (16-42-19-27)	0	0	0	0
Sexual Misconduct with a Minor (35-42-4-9)	0	0	0	0
Stalking (35-45-10-5)	0	0	0	0
Trafficking with an Inmate (35-44-3-9)	0	0	0	0
Use of Stun Gun in Commission of a Crime (35-47-8-5)	0	0	0	0
Sub-Total	2	8	2	8

LEVEL III

Accident /Failure to Stop (9-26-1-8)	0	0	0	0
Accident, Property Damage with Injury (9-26-1-8)	0	0	0	0
Altering or Damaging Computer (35-43-1-4)	0	0	0	0
Auto Theft, Receiving Stolen Parts (35-43-4-2.5)	0	0	0	0
Battery (35-42-2-1)	2	3	2	3
Beastiality	0	0	0	0
Bribery (35-44-1-1)	0	0	0	0
Burglary (35-43-2-1)	0	0	0	0
Check Deception (35-43-5-5)	0	0	0	0
Check Fraud (35-43-5-12)	0	0	0	0

NUMBER OF JUVENILES

LEVEL III (cont'd)	This Month		This Calendar Year	
	Female	Male	Female	Male
Child Exploitation (35-42-4-4)	0	0	0	0
Controlled Substance Registration (35-48-4-14)	0	0	0	0
Conversion (35-43-4-3)	0	0	0	0
Criminal Mischief (35-43-1-2)	0	1	0	1
Criminal Recklessness (35-42-2-2)	1	0	1	0
Criminal Trespass (35-43-2-2)	0	1	0	1
Dealing in Altered Property (35-43-4-2.3)	0	0	0	0
Dealing in Marijuana, Hash Oil, or Hashish (35-48-4-10)	0	0	0	0
Dealing in Paraphernalia (35-48-4-8.5)	0	0	0	0
Distribution of Material Harmful to Minor (35-49-3-3)	0	0	0	0
Escape/Failure to Return to Lawful Detention (35-44-3-5)	2	2	2	2
Failure to Appear (35-44-3-6)	0	0	0	0
False Reporting (35-44-2-2)	0	0	0	0
Forgery (35-43-5-2)	0	0	0	0
Fraud (35-43-5-4)	0	0	0	0
Fraud on Financial Institution (35-45-5-8)	0	0	0	0
Home Improvement Fraud (35-43-6-13)	0	0	0	0
Identity Deception (35-43-5-3.5)	0	1	0	1
Interference with Custody (35-42-3-4)	0	0	0	0
Interference with Reporting Crime (35-42-2-5)	0	0	0	0
Invasion of Privacy (35-46-1-15.1)	0	0	0	0
Kill Domestic Animal	0	0	0	0
Manufacture of Paraphernalia (35-48-4-8.1)	0	0	0	0
Nonsupport of Child (35-46-1-5)	0	0	0	0
Nonsupport of Spouse (35-46-1-6)	0	0	0	0
Obscene Performance (35-49-3-1)	0	0	0	0
Obstructing Fireman (35-44-3-8)	0	0	0	0
Obstructing Traffic (35-42-2-4)	0	0	0	0
Obstruction of Justice (35-44-3-4)	0	0	0	0
Operating Vehicle After Lifetime Forfeiture (9-30-10-17)	0	0	0	0
Operating Vehicle While Intoxicated (9-30-5-4)	0	0	0	0
Operating Vehicle While Intoxicated with Prior (9-30-5-3)	0	0	0	0
Patronizing a Prostitute (35-45-4-3)	0	0	0	0
Perjury (35-44-2-1)	0	0	0	0
Possession of Cocaine or Narcotic Drug (35-48-4-6)	0	1	0	1
Possession of Marijuana, Hash Oil, or Hashish (35-48-4-11)	0	0	0	0
Possession of Methamphetamines (35-48-4-6.1)	0	0	0	0
Possession of Paraphernalia (35-48-4-8.3)	0	0	0	0
Possession of a Controlled Substance (35-48-4-7)	0	0	0	0
Possession of a Syringe (16-42-19-18)	0	0	0	0
Possession/Use of Legend Drug (16-42-19-13)	0	0	0	0
Professional Gambling (35-45-5-3)	0	0	0	0
Profiting from Adoption (35-46-1-9)	0	0	0	0
Promoting Professional Gambling (35-45-5-4)	0	0	0	0
Promoting Prostitution (35-45-4-4)	0	0	0	0
Prostitution (35-45-4-2)	0	0	0	0
Public Indecency (35-45-4-1)	0	0	0	0
Public Nudity (35-45-4-1.5)	0	0	0	0
Railroad Mischief (35-42-2-5.5)	0	0	0	0
Receiving Stolen Property (35-43-4-2)	0	0	0	0
Residential Entry (35-43-2-1.5)	0	0	0	0
Resisting Law Enforcement (35-44-3-3)	0	2	0	2
Rioting (35-45-1-2)	0	0	0	0
Sale, Possession, Use of Legend Drug (16-42-19-27)	0	0	0	0
Selling, Distributing, Exhibiting Obscene Material (35-49-3-1)	0	0	0	0
Stalking (35-45-10-5)	0	0	0	0
Synthetic Drug (35-48-4-11.5)	0	0	0	0
Theft (35-43-4-2)	0	3	0	3
Torture or Mutilation of Animal (35-46-3-12)	0	0	0	0
Trafficking with an Inmate (35-44-3-9)	0	0	0	0

LEVEL III (Cont.)**NUMBER OF JUVENILES**

	This Month		This Calendar Year	
	Female	Male	Female	Male
Unauthorized Possession of Prescription Form (35-48-4-14)	0	0	0	0
Unlawful Entry of Motor Vehicle (35-43-4-2.7)	0	0	0	0
Voyeurism (35-45-4-5)	0	0	0	0
Welfare Fraud (35-43-5-7)	0	0	0	0
Sub-Total	5	14	5	14

LEVEL IV

Absence From Home Detention (35-38-2.5-10)	0	0	0	0
Accident/Failure to Stop (9-26-1-8)	0	0	0	0
Assisting a Criminal (35-44-3-2)	0	0	0	0
Beats Vertebrate Animal (35-46-3-12)	0	0	0	0
Check Deception (35-43-5-5)	0	0	0	0
Common Nuisance (35-48-4-13)	0	0	0	0
Computer Trespassing (35-43-2-3)	0	0	0	0
Counterfeiting Auto Registration (9-18-2-42)	0	0	0	0
Counterfeiting a Driver's License (9-24-18-7)	0	0	0	0
Curfew Violation (31-37-2-5)	0	0	0	0
Deception (35-43-5-3)	0	0	0	0
Disorderly Conduct (35-45-1-3)	1	1	1	1
Dissemination of Material Harmful to Minor (35-49-3-3)	0	0	0	0
Driving with Suspended License (9-24-19-2)	0	0	0	0
Exploitation of Dependent/Endangered Adult (35-46-1-12)	0	0	0	0
Failure to Appear (35-44-3-6)	0	0	0	0
Failure to Disclose Recruitment (35-46-4-4)	0	0	0	0
Failure to Respond to Summons (35-44-3-6.5)	0	0	0	0
False Auto Registration (9-18-2-44)	0	0	0	0
False Identity Statement (35-44-2-6)	1	0	1	0
False Informing (35-44-2-2)	1	0	1	0
Flag Desecration (35-45-1-4)	0	0	0	0
Glue Sniffing (35-46-6-2)	0	0	0	0
Habitual Disobedience of Parent, Guardian, or Custodian (Incorrigible) (31-37-2-4)	0	0	0	0
Harassment (35-45-2-2)	0	0	0	0
Home Improvement Fraud (35-43-6-12)	0	0	0	0
Illegal Consumption of Alcohol (7.1-5-7-7)	0	0	0	0
Illegal Possession of Alcohol (7.1-5-7-7)	0	0	0	0
Impairment of ID Number (35-43-7-4)	0	0	0	0
Interference with Custody (35-42-3-4)	0	0	0	0
Interfering with Law Enforcement Animal (35-46-3-11)	0	0	0	0
Invasion of Privacy (35-46-1-15.1)	0	0	0	0
Leaving Home w/o Permission of Parent, Guardian or Custodian (Runaway) (31-37-2-2)	0	0	0	0
Nitrous Oxide Distribution (35-46-6-3)	0	0	0	0
Obscene Performance (35-49-3-1)	0	0	0	0
Obstructing Medical Emergency (35-44-3-8.5)	0	0	0	0
Obstructing Traffic (35-42-2-4)	0	0	0	0
Operating Vehicle While Intoxicated (9-30-5-2)	0	1	0	1
Operating Vehicle While Intoxicated/Cntrl'd Sub (9-30-5-1)	0	0	0	0
Operating Vehicle w/o License (9-24-18-1)	0	0	0	0
Operating Vehicle w/o Proof of Financial (9-25-8-2)	0	0	0	0
Operating Vehicle w/o Registration/Plates (9-18-2-43)	0	0	0	0
Possession of Marijuana, Hash Oil, or Hashish (35-48-4-11)	0	2	0	2
Possession of Paraphernalia (35-48-4-8.3)	0	0	0	0
Possession of Substance Represented to be a Controlled Substance (35-48-4-4.6)	0	0	0	0
Possession, Purchase, Accepting Tobacco (35-46-1-10.5)	0	0	0	0
Probation Violation	0	0	0	0
Public Intoxication (7.1-5-1-3)	0	0	0	0
Receiving Unidentified Property (35-43-7-5)	0	0	0	0
Reckless Driving (9-21-8-52)	0	0	0	0
Refusal to Aid Officer (35-44-3-7)	0	0	0	0
Refusal to Identify Self (34-28-5-3.5)	0	0	0	0
Selling, Distributing, Exhibiting Obscene Material (35-49-3-1)	0	0	0	0

LEVEL IV (cont'd)	NUMBER OF JUVENILES			
	This Month		This Calendar Year	
	Female	Male	Female	Male
Synthetic Drug	0	0	0	0
Torture, Kill, Mutilate an Animal (35-46-3-12)	0	0	0	0
Unauthorized Possession of Prescription (35-48-4-14)	0	0	0	0
Unlawful Entry of Motor Vehicle (35-43-4-2.7)	0	0	0	0
Unlawful Gambling (35-45-5-2)	0	0	0	0
Unlawful Use of Railroad Right of Way (8-3-15-3)	0	0	0	0
Vending Machine Vandalism (35-43-4-7)	0	0	0	0
Violation Home Detention	0	0	0	0
Violation Suspended Commitment to DOC	0	0	0	0
Violation of Compulsory School Attendance Law (Truancy) (31-37-2-3)	0	0	0	0
Voyeurism (35-45-4-5)	0	0	0	0
Welfare Fraud (35-45-5-7)	0	0	0	0
Sub-Total	3	4	3	4
GRAND TOTAL NUMBER OF JUVENILES	12	47	12	47

Indiana Department of Correction
Table 18
Juvenile Female New Commitments

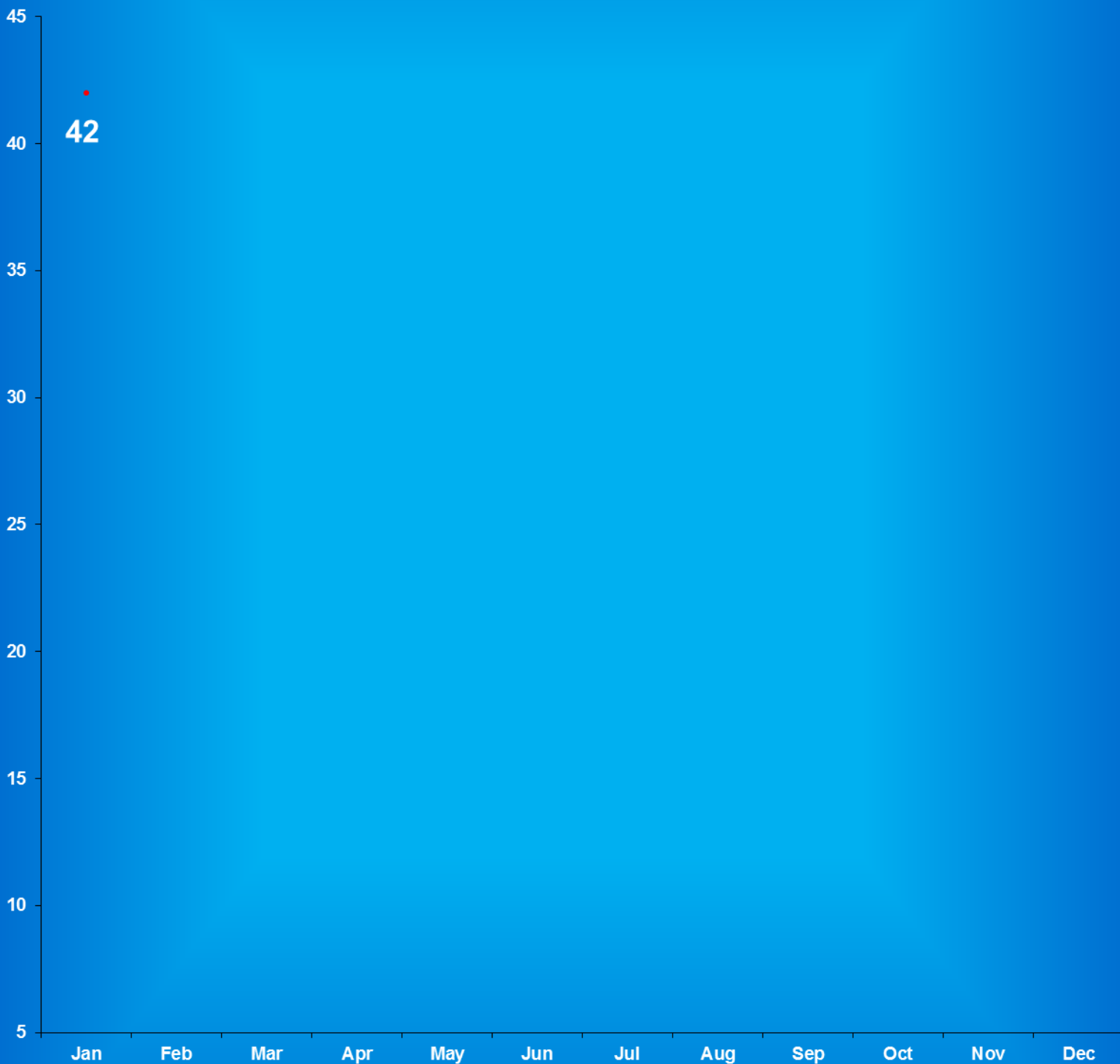
<u>Month</u>	<u>2014</u>	<u>2015</u>	<u>2016</u>	<u>2017</u>	<u>2018</u>
January	10	3	6	2	3
February	9	8	10	5	
March	7	4	11	6	
April	15	10	9	2	
May	11	12	4	6	
June	8	6	11	7	
July	14	5	4	8	
August	10	10	4	5	
September	5	13	7	8	
October	8	0	5	6	
November	5	11	6	7	
December	<u>13</u>	<u>11</u>	<u>5</u>	<u>12</u>	
TOTALS	115	93	82	74	3

Source: SAS - mnthadm4.pgm

Indiana Department of Correction

Graph G

Average Daily Juvenile Female Offender Populations Calendar Year 2018



Indiana Department of Correction
Table 19
Juvenile Male New Commitments


<u>Month</u>	<u>2014</u>	<u>2015</u>	<u>2016</u>	<u>2017</u>	<u>2018</u>
January	58	35	39	26	46
February	46	26	40	26	
March	30	32	69	36	
April	53	43	33	45	
May	47	37	44	35	
June	55	41	40	48	
July	46	50	29	40	
August	42	31	38	48	
September	43	42	36	43	
October	48	45	24	39	
November	40	41	28	48	
December	<u>40</u>	<u>40</u>	<u>30</u>	<u>34</u>	
TOTALS	548	463	450	468	46

Source: SAS - mnthadm4.pgm

Indiana Department of Correction

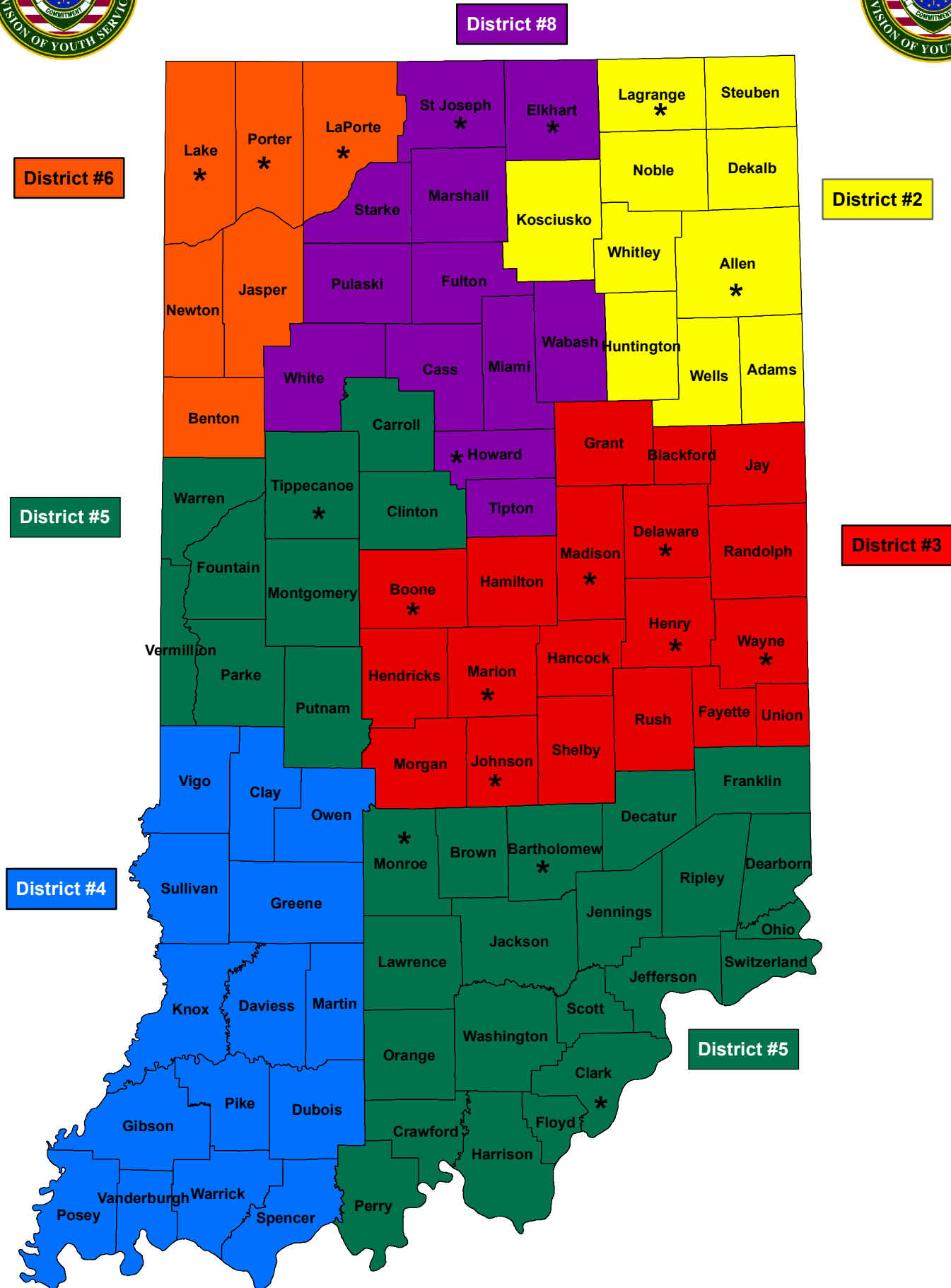
Graph H

Average Daily Juvenile Male Offender Populations Calendar Year 2018





Juvenile Reintegration Districts



*JDAI Site

Indiana Department of Correction
Table 20
Juvenile Parole Caseload on February 01, 2018

<u>Juvenile Reintegration Districts</u>	Indiana Parolees		Other Jurisdiction		<u>Total</u>
	<u>Juvenile Male</u>	<u>Juvenile Female</u>	<u>Juvenile Male</u>	<u>Juvenile Female</u>	
<i>Interstate Compact (RD0)*</i>	3	0	6	0	9
	<u>District Supervision Breakdown as follows:</u>				
Juv Reintegration District 2	12	0	0	0	12
Juv Reintegration District 3	10	2	1	0	13
Juv Reintegration District 4	2	2	2	0	6
Juv Reintegration District 5	6	0	1	0	7
Juv Reintegration District 6	2	2	1	0	5
Juv Reintegration District 8	10	0	1	0	11
Total	45	6	6	0	57

Total Juvenile Parole Population on the First Day of Each Month

<u>Calendar Year 2018</u>	Indiana Parolees		Other Jurisdiction		<u>Total</u>
	<u>Juvenile Male</u>	<u>Juvenile Female</u>	<u>Juvenile Male</u>	<u>Juvenile Female</u>	
January	52	8	8	0	68
February	45	6	6	0	57

* Includes Indiana parolees who are serving their parole in another state, as well as offenders from other States being supervised in Indiana (Interstate Compact)

Sources:
Parole Division
SAS - juvparl2.pgm

**Indiana Department of Correction
Indiana Government Center South, Room E334
302 W. Washington Street
Indianapolis, IN 46204**

**Prepared by:
Joshua Ross, Research Analyst
(317) 233-3432
josross@idoc.IN.gov**

This report and previous reports may be found at:

<http://www.in.gov/idoc/2376.htm>



CHANGING LIVES



The Indiana Department of Correction advances public safety and successful re-entry through dynamic supervision, programming, and partnerships.