

B — APPROPRIATIONS OVERVIEW

Functional Summary

Function	FY 2013-2014	FY 2014-2015
GRAND TOTALS		
GENERAL GOVERNMENT		
General Fund	780,863,437	776,202,043
Dedicated Funds	256,335,398	225,941,368
Federal Funds	20,941,468	20,941,553
Total Funding	1,058,140,303	1,023,084,964
PUBLIC SAFETY		
General Fund	982,288,889	986,363,395
Dedicated Funds	366,554,473	356,739,606
Federal Funds	155,547,336	155,228,536
Total Funding	1,504,390,698	1,498,331,537
CONSERVATION AND ENVIRONMENT		
General Fund	107,244,882	88,379,837
Dedicated Funds	167,136,283	167,136,283
Federal Funds	52,258,699	52,258,699
Total Funding	326,639,864	307,774,819
ECONOMIC DEVELOPMENT		
General Fund	96,449,787	96,514,093
Dedicated Funds	582,323,434	590,723,434
Federal Funds	351,293,126	329,015,697
Total Funding	1,030,066,347	1,016,253,224
TRANSPORTATION		
General Fund	42,581,051	42,581,051
Dedicated Funds	1,045,024,036	1,040,914,036
Federal Funds	937,786,158	883,786,157
Local Funds	700,000	700,000
Total Funding	2,026,091,245	1,967,981,244
HEALTH AND HUMAN SERVICES		
General Fund	3,225,410,250	3,412,281,050
Dedicated Funds	849,131,363	856,735,091
Federal Funds	7,474,142,713	7,890,730,599
Total Funding	11,548,684,326	12,159,746,740
EDUCATION		
General Fund	9,605,055,556	9,694,758,225
Dedicated Funds	136,370,763	157,653,031
Federal Funds	985,984,351	972,844,996
Total Funding	10,727,410,670	10,825,256,252

Functional Summary

Function	FY 2013-2014	FY 2014-2015
DISTRIBUTIONS		
General Fund	318,303,688	280,903,688
Dedicated Funds	297,055,187	297,055,187
Local Funds	6,513,185	6,513,185
Total Funding	621,872,060	584,472,060
GRAND TOTALS		
General Fund	15,158,197,540	15,377,983,382
Dedicated Funds	3,699,930,937	3,692,898,036
Federal Funds	9,977,953,851	10,304,806,237
Local Funds	7,213,185	7,213,185
Total Funding	28,843,295,513	29,382,900,840

Functional Summary

Function	FY 2013-2014	FY 2014-2015
OPERATING		
GENERAL GOVERNMENT		
General Fund	624,215,863	620,825,039
Dedicated Funds	244,105,433	213,966,641
Federal Funds	20,941,468	20,941,553
Total Funding	889,262,764	855,733,233
PUBLIC SAFETY		
General Fund	927,298,917	933,425,135
Dedicated Funds	352,426,923	342,736,056
Federal Funds	155,547,336	155,228,536
Total Funding	1,435,273,176	1,431,389,727
CONSERVATION AND ENVIRONMENT		
General Fund	75,295,919	74,922,172
Dedicated Funds	164,836,283	164,836,283
Federal Funds	52,258,699	52,258,699
Total Funding	292,390,901	292,017,154
ECONOMIC DEVELOPMENT		
General Fund	96,449,787	96,514,093
Dedicated Funds	582,323,434	590,723,434
Federal Funds	351,293,126	329,015,697
Total Funding	1,030,066,347	1,016,253,224
TRANSPORTATION		
General Fund	42,581,051	42,581,051
Dedicated Funds	1,031,854,036	1,027,744,036
Federal Funds	937,786,158	883,786,157
Local Funds	700,000	700,000
Total Funding	2,012,921,245	1,954,811,244
HEALTH AND HUMAN SERVICES		
General Fund	3,222,057,339	3,408,928,139
Dedicated Funds	835,890,818	849,190,818
Federal Funds	7,474,142,713	7,890,730,599
Total Funding	11,532,090,870	12,148,849,556
EDUCATION		
General Fund	9,468,887,609	9,558,590,279
Dedicated Funds	136,370,763	157,653,031
Federal Funds	985,984,351	972,844,996
Total Funding	10,591,242,723	10,689,088,306

Functional Summary

Function	FY 2013-2014	FY 2014-2015
DISTRIBUTIONS		
General Fund	318,303,688	280,903,688
Dedicated Funds	297,055,187	297,055,187
Local Funds	6,513,185	6,513,185
Total Funding	621,872,060	584,472,060
TOTAL OPERATING		
General Fund	14,775,090,173	15,016,689,596
Dedicated Funds	3,644,862,877	3,643,905,486
Federal Funds	9,977,953,851	10,304,806,237
Local Funds	7,213,185	7,213,185
Total Funding	28,405,120,086	28,972,614,504

Functional Summary

Function	FY 2013-2014	FY 2014-2015
CONSTRUCTION		
GENERAL GOVERNMENT		
General Fund	156,647,574	155,377,004
Dedicated Funds	12,229,965	11,974,727
Total Funding	168,877,539	167,351,731
PUBLIC SAFETY		
General Fund	54,989,972	52,938,260
Dedicated Funds	14,127,550	14,003,550
Total Funding	69,117,522	66,941,810
CONSERVATION AND ENVIRONMENT		
General Fund	31,948,963	13,457,665
Dedicated Funds	2,300,000	2,300,000
Total Funding	34,248,963	15,757,665
TRANSPORTATION		
Dedicated Funds	13,170,000	13,170,000
HEALTH AND HUMAN SERVICES		
General Fund	3,352,911	3,352,911
Dedicated Funds	13,240,545	7,544,273
Total Funding	16,593,456	10,897,184
EDUCATION		
General Fund	136,167,947	136,167,946
TOTAL CONSTRUCTION		
General Fund	383,107,367	361,293,786
Dedicated Funds	55,068,060	48,992,550
Total Funding	438,175,427	410,286,336

(This page intentionally left blank,)

Agency Summary

Agency	Funding Type	FY 2013-2014	FY 2014-2015
00003	House of Representatives General Fund	20,674,051	21,245,500
00004	Senate General Fund	13,544,917	14,763,783
00015	Indiana Lobby Registration Commission General Fund	285,300	296,000
00017	Legislative Council and the Legislative Services Agency General Fund	17,131,101	16,406,542
	Dedicated Funds	10,000	10,000
	Total Funding	17,141,101	16,416,542
00019	Commission on Uniform State Laws General Fund	74,276	74,276
00022	Supreme Court General Fund	122,748,431	125,381,777
	Dedicated Funds	17,893,439	17,893,439
	Federal Funds	9,672,763	9,672,848
	Total Funding	150,314,633	152,948,064
00023	Court of Appeals General Fund	10,881,893	11,197,593
00026	Judicial Center General Fund	4,160,965	6,344,780
00028	Tax Court General Fund	752,818	732,451
00030	Governor's Office General Fund	2,152,769	2,152,769
00031	Secretary of Commerce General Fund	300,000	300,000
00032	Criminal Justice Institute General Fund	6,143,425	6,143,425
	Dedicated Funds	5,873,587	5,873,587
	Federal Funds	28,006,163	28,006,163
	Total Funding	40,023,175	40,023,175
00034	Washington Liaison Office General Fund	55,198	55,198

Agency Summary

Agency	Funding Type	FY 2013-2014	FY 2014-2015
00035	Governor's Council for Developmental Disabilities		
	Federal Funds	1,495,970	1,495,970
00036	Department of Agriculture		
	General Fund	3,585,128	3,643,419
	Dedicated Funds	4,760,148	4,760,148
	Federal Funds	243,452	243,452
	Total Funding	8,588,728	8,647,019
00038	Lieutenant Governor		
	General Fund	6,621,031	6,679,128
	Dedicated Funds	2,410,650	2,410,650
	Federal Funds	74,239,709	74,239,709
	Total Funding	83,271,390	83,329,487
00039	Prosecuting Attorneys' Council		
	General Fund	1,215,276	1,215,276
	Dedicated Funds	128,176	128,176
	Total Funding	1,343,452	1,343,452
00040	Secretary of State		
	General Fund	4,664,881	4,664,881
	Dedicated Funds	1,671,389	1,671,389
	Total Funding	6,336,270	6,336,270
00043	Indiana Career Council		
	General Fund	375,000	375,000
00044	Indiana Protection and Advocacy Services Commission		
	Dedicated Funds	31,760	31,760
	Federal Funds	2,500,000	2,500,000
	Total Funding	2,531,760	2,531,760
00046	Attorney General		
	General Fund	15,240,156	15,240,156
	Dedicated Funds	13,479,500	13,479,500
	Federal Funds	3,919,928	3,919,928
	Total Funding	32,639,584	32,639,584
00048	Treasurer of State		
	General Fund	838,095	838,095
	Dedicated Funds	4,350,000	4,350,000
	Total Funding	5,188,095	5,188,095

Agency Summary

Agency	Funding Type	FY 2013-2014	FY 2014-2015
00050	Auditor of State		
	General Fund	123,700,373	86,327,973
	Dedicated Funds	618,436,440	618,436,440
	Total Funding	742,136,813	704,764,413
00055	Office of Management and Budget		
	General Fund	950,914	950,914
00056	Office of Federal Grants and Procurement		
	General Fund	88,984	88,984
00057	State Budget Agency		
	General Fund	272,792,733	237,600,166
	Dedicated Funds	56,258,272	55,009,022
	Local Funds	6,513,185	6,513,185
	Total Funding	335,564,190	299,122,373
00061	Department of Administration		
	General Fund	86,356,072	84,876,357
	Dedicated Funds	14,184,857	14,529,619
	Total Funding	100,540,929	99,405,976
00062	Commission on Public Records		
	General Fund	1,528,405	1,528,405
	Dedicated Funds	397,288	397,288
	Federal Funds	150,000	150,000
	Total Funding	2,075,693	2,075,693
00063	Indiana Election Division		
	General Fund	6,749,109	4,147,751
00064	Office of the Public Access Counselor		
	General Fund	134,432	134,432
00067	Office of Technology		
	Dedicated Funds	1,604,871	1,604,871
	Federal Funds	2,704,705	2,704,705
	Total Funding	4,309,576	4,309,576
00070	State Personnel Department		
	General Fund	3,071,993	3,071,993
00072	Indiana Public Retirement System		
	General Fund	948,970,216	982,766,116
	Dedicated Funds	239,160,584	232,260,584
	Total Funding	1,188,130,800	1,215,026,700

Agency Summary

Agency	Funding Type	FY 2013-2014	FY 2014-2015
00074	State Employees' Appeals Commission General Fund	140,020	140,020
00075	Office of Inspector General General Fund	1,195,466	1,195,466
00080	State Board of Accounts General Fund	18,272,289	18,272,289
	Dedicated Funds	1,215,057	1,215,057
	Total Funding	19,487,346	19,487,346
00090	Department of Revenue General Fund	68,682,476	66,913,066
	Dedicated Funds	16,290,009	16,290,009
	Federal Funds	250,000	250,000
	Total Funding	85,222,485	83,453,075
00100	Indiana State Police General Fund	163,085,827	161,273,322
	Dedicated Funds	14,234,550	14,114,550
	Federal Funds	8,482,342	8,482,342
	Total Funding	185,802,719	183,870,214
00103	Law Enforcement Training Academy General Fund	1,987,206	1,987,206
	Dedicated Funds	2,679,325	2,619,325
	Total Funding	4,666,531	4,606,531
00110	Adjutant General General Fund	16,539,270	14,539,270
	Dedicated Funds	405,000	405,000
	Federal Funds	79,195,009	79,195,009
	Total Funding	96,139,279	94,139,279
00115	State Department of Toxicology Dedicated Funds	2,031,056	2,031,056
00160	Department of Veterans' Affairs General Fund	706,194	706,194
	Dedicated Funds	630,000	630,000
	Federal Funds	493,883	493,883
	Total Funding	1,830,077	1,830,077
00190	Indiana Gaming Commission Dedicated Funds	22,725,028	22,725,028

Agency Summary

Agency	Funding Type	FY 2013-2014	FY 2014-2015
00200	Utility Regulatory Commission		
	Dedicated Funds	8,756,970	8,756,970
	Federal Funds	540,400	540,400
	<u>Total Funding</u>	<u>9,297,370</u>	<u>9,297,370</u>
00205	Utility Consumer Counselor		
	Dedicated Funds	6,579,974	6,586,690
00208	Department of Financial Institutions		
	Dedicated Funds	7,451,491	7,451,491
00210	Department of Insurance		
	Dedicated Funds	118,909,546	108,909,546
	Federal Funds	2,403,423	2,403,423
	<u>Total Funding</u>	<u>121,312,969</u>	<u>111,312,969</u>
00215	Department of Local Government Finance		
	General Fund	3,745,505	3,745,505
00217	Indiana Board of Tax Review		
	General Fund	1,156,378	1,156,378
00220	Worker's Compensation Board		
	General Fund	1,769,110	1,769,110
	Dedicated Funds	5,366,660	5,366,660
	<u>Total Funding</u>	<u>7,135,770</u>	<u>7,135,770</u>
00225	Department of Labor		
	General Fund	3,172,649	3,172,649
	Dedicated Funds	350,032	350,032
	Federal Funds	3,217,432	3,217,432
	<u>Total Funding</u>	<u>6,740,113</u>	<u>6,740,113</u>
00230	Alcohol and Tobacco Commission		
	Dedicated Funds	24,903,223	24,867,671
	Federal Funds	1,073,954	1,073,954
	<u>Total Funding</u>	<u>25,977,177</u>	<u>25,941,625</u>
00235	Bureau of Motor Vehicles		
	General Fund	43,896,646	40,633,146
	Dedicated Funds	12,592,276	12,592,276
	Federal Funds	298,800	-
	<u>Total Funding</u>	<u>56,787,722</u>	<u>53,225,422</u>
00240	Coroners' Training Board		
	Dedicated Funds	400,000	400,000

Agency Summary

Agency	Funding Type	FY 2013-2014	FY 2014-2015
00250	Professional Licensing Agency		
	General Fund	4,933,148	4,933,148
	Dedicated Funds	2,430,528	2,458,528
	Federal Funds	327,396	327,396
	Total Funding	7,691,072	7,719,072
00258	Civil Rights Commission		
	General Fund	2,261,577	2,261,577
	Federal Funds	448,500	448,500
	Total Funding	2,710,077	2,710,077
00260	Indiana Economic Development Corporation		
	General Fund	62,777,318	62,777,318
	Dedicated Funds	1,370,519	1,370,519
	Federal Funds	11,025,000	11,025,000
	Total Funding	75,172,837	75,172,837
00261	Indiana Finance Authority		
	Dedicated Funds	1,500,000	1,500,000
00263	Housing and Community Development Authority		
	General Fund	1,000,000	1,000,000
	Dedicated Funds	1,700,000	1,700,000
	Total Funding	2,700,000	2,700,000
00265	Indiana Horse Racing Commission		
	Dedicated Funds	26,530,720	26,341,178
00266	Office of Energy Development		
	General Fund	183,000	183,000
	Dedicated Funds	115,191	115,191
	Federal Funds	732,000	732,000
	Total Funding	1,030,191	1,030,191
00286	Integrated Public Safety Commission		
	Dedicated Funds	10,669,612	10,594,612
00300	Department of Natural Resources		
	General Fund	68,520,255	49,655,210
	Dedicated Funds	77,122,913	77,122,913
	Federal Funds	27,877,583	27,877,583
	Total Funding	173,520,751	154,655,706

Agency Summary

Agency	Funding Type	FY 2013-2014	FY 2014-2015
00303	Indiana State Museum and Historic Sites Corporation		
	General Fund	11,693,998	11,693,998
	Dedicated Funds	2,221,529	2,221,529
	<u>Total Funding</u>	<u>13,915,527</u>	<u>13,915,527</u>
00310	White River State Park Development Commission		
	General Fund	790,012	790,012
00315	World War Memorial Commission		
	General Fund	2,172,681	2,172,681
	Dedicated Funds	186,188	186,188
	<u>Total Funding</u>	<u>2,358,869</u>	<u>2,358,869</u>
00322	Kankakee River Basin Commission		
	General Fund	55,784	55,784
	Dedicated Funds	500,000	500,000
	<u>Total Funding</u>	<u>555,784</u>	<u>555,784</u>
00325	Maumee River Basin Commission		
	General Fund	55,784	55,784
00330	St. Joseph River Basin Commission		
	General Fund	55,784	55,784
00340	Bureau of Motor Vehicles Commission		
	Dedicated Funds	86,488,206	86,488,206
00351	State Board of Animal Health		
	General Fund	6,014,348	6,014,348
	Dedicated Funds	10,690	10,690
	Federal Funds	1,558,892	1,558,892
	<u>Total Funding</u>	<u>7,583,930</u>	<u>7,583,930</u>
00385	Department of Homeland Security		
	General Fund	10,195,270	10,195,270
	Dedicated Funds	16,477,212	16,477,212
	Federal Funds	25,537,133	25,537,133
	<u>Total Funding</u>	<u>52,209,615</u>	<u>52,209,615</u>
00400	State Department of Health		
	General Fund	31,574,164	31,574,164
	Dedicated Funds	70,490,879	70,290,879
	Federal Funds	203,878,183	203,878,183
	<u>Total Funding</u>	<u>305,943,226</u>	<u>305,743,226</u>

Agency Summary

Agency	Funding Type	FY 2013-2014	FY 2014-2015
00405	Family and Social Services Administration		
	General Fund	15,764,735	15,764,735
	Dedicated Funds	35,000	35,000
	Federal Funds	15,764,735	15,764,735
	Total Funding	31,564,470	31,564,470
00410	Division of Mental Health		
	General Fund	131,080,832	131,080,832
	Dedicated Funds	21,500,789	21,500,789
	Federal Funds	54,003,751	52,791,637
	Total Funding	206,585,372	205,373,258
00415	Evansville Psychiatric Children's Center		
	General Fund	759,378	759,378
	Dedicated Funds	2,877,484	2,830,570
	Federal Funds	24,000	24,000
	Total Funding	3,660,862	3,613,948
00425	Evansville State Hospital		
	General Fund	22,410,621	22,410,621
	Dedicated Funds	5,291,223	5,687,023
	Total Funding	27,701,844	28,097,644
00430	Madison State Hospital		
	General Fund	23,703,750	23,703,750
	Dedicated Funds	4,557,352	4,553,889
	Total Funding	28,261,102	28,257,639
00435	Logansport State Hospital		
	General Fund	29,093,912	29,093,912
	Dedicated Funds	5,043,488	5,457,783
	Total Funding	34,137,400	34,551,695
00440	Richmond State Hospital		
	General Fund	29,905,977	29,905,977
	Dedicated Funds	6,080,358	5,622,998
	Total Funding	35,986,335	35,528,975
00450	Larue Carter Memorial Hospital		
	General Fund	19,417,325	19,417,325
	Dedicated Funds	9,625,717	9,574,503
	Federal Funds	69,600	69,600
	Total Funding	29,112,642	29,061,428

Agency Summary

Agency	Funding Type	FY 2013-2014	FY 2014-2015
00495	Department of Environmental Management		
	General Fund	23,608,443	23,608,443
	Dedicated Funds	87,105,653	87,105,653
	Federal Funds	24,381,116	24,381,116
	Total Funding	135,095,212	135,095,212
00496	Office of Environmental Adjudication		
	General Fund	292,141	292,141
00497	Division of Disability & Rehabilitation Services		
	General Fund	124,747,172	124,747,172
	Dedicated Funds	19,072,083	19,072,083
	Federal Funds	167,616,496	167,616,496
	Total Funding	311,435,751	311,435,751
00498	Division of Aging Administration		
	General Fund	65,553,385	65,553,385
	Dedicated Funds	1,233,798	1,233,798
	Federal Funds	43,187,926	43,187,926
	Total Funding	109,975,109	109,975,109
00500	Division of Family Resources		
	General Fund	174,444,503	174,444,503
	Dedicated Funds	1,652,219	1,652,219
	Federal Funds	352,853,736	352,853,736
	Total Funding	528,950,458	528,950,458
00502	Department of Child Services		
	General Fund	551,027,286	551,027,286
	Dedicated Funds	995,000	995,000
	Federal Funds	376,661,490	376,661,490
	Total Funding	928,683,776	928,683,776
00503	Office of Medicaid Policy and Planning		
	General Fund	1,975,353,064	2,162,303,064
	Dedicated Funds	665,156,407	678,656,407
	Federal Funds	6,255,005,267	6,672,805,267
	Total Funding	8,895,514,738	9,513,764,738
00505	Education Employment Relations Board		
	General Fund	996,376	996,376

Agency Summary

Agency	Funding Type	FY 2013-2014	FY 2014-2015
00510	Department of Workforce Development		
	General Fund	23,587,871	23,587,871
	Dedicated Funds	569,765,409	578,165,409
	Federal Funds	265,052,965	242,775,536
	Total Funding	858,406,245	844,528,816
00515	Industry and Farms Division		
	Dedicated Funds	42,935,022	43,319,991
	Federal Funds	20,000	-
	Total Funding	42,955,022	43,319,991
00550	Indiana School for the Blind and Visually Impaired		
	General Fund	10,857,715	10,857,715
	Dedicated Funds	1,241,842	1,401,017
	Federal Funds	236,683	236,683
	Total Funding	12,336,240	12,495,415
00560	Indiana School for the Deaf		
	General Fund	15,776,851	15,697,651
	Dedicated Funds	965,000	1,508,988
	Federal Funds	350,993	350,993
	Total Funding	17,092,844	17,557,632
00570	Indiana Veterans' Home		
	General Fund	3,017,711	3,017,711
	Dedicated Funds	32,650,964	26,000,385
	Total Funding	35,668,675	29,018,096
00605	Public Defender		
	General Fund	6,923,412	7,077,228
00607	Henryville Correctional Facility		
	General Fund	2,550,339	2,550,339
00610	Public Defender Council		
	General Fund	1,383,976	1,384,572
	Dedicated Funds	224,500	224,500
	Federal Funds	275,000	275,000
	Total Funding	1,883,476	1,884,072
00614	Chain O' Lakes Correctional Facility		
	General Fund	1,918,307	1,918,307
	Dedicated Funds	180,000	-
	Total Funding	2,098,307	1,918,307

Agency Summary

Agency	Funding Type	FY 2013-2014	FY 2014-2015
00615	Department of Correction		
	General Fund	236,437,283	246,860,029
	Dedicated Funds	830,001	830,001
	Federal Funds	4,437,892	4,437,892
	Total Funding	241,705,176	252,127,922
00616	North Central Juvenile Facility		
	General Fund	10,957,207	10,957,207
00618	Miami Correctional Facility		
	General Fund	32,759,794	32,759,794
00620	Indiana State Prison		
	General Fund	35,238,270	35,238,270
	Dedicated Funds	1,200,000	5,450,000
	Total Funding	36,438,270	40,688,270
00630	Pendleton Correctional Facility		
	General Fund	30,656,109	30,656,109
	Dedicated Funds	3,200,000	-
	Total Funding	33,856,109	30,656,109
00635	Correctional Industrial Facility		
	General Fund	19,674,586	19,674,586
	Dedicated Funds	1,116,000	-
	Total Funding	20,790,586	19,674,586
00640	Women's Prison		
	General Fund	11,686,854	11,686,854
	Dedicated Funds	-	627,000
	Total Funding	11,686,854	12,313,854
00645	New Castle Correctional Facility		
	General Fund	38,335,030	39,114,507
00650	Putnamville Correctional Facility		
	General Fund	30,511,938	30,511,938
	Dedicated Funds	1,255,000	-
	Total Funding	31,766,938	30,511,938
00655	Pendleton Juvenile Correctional Facility		
	General Fund	16,533,128	16,533,128
	Dedicated Funds	1,078,488	1,078,488
	Total Funding	17,611,616	17,611,616

Agency Summary

Agency	Funding Type	FY 2013-2014	FY 2014-2015
00660	Indianapolis Re-Entry Educational Facility		
	General Fund	7,627,556	7,627,556
	Dedicated Funds	90,000	-
	Total Funding	7,717,556	7,627,556
00661	Camp Summit Correctional Facility		
	General Fund	3,777,484	3,777,484
00665	Wabash Valley Correctional Facility		
	General Fund	38,418,814	38,418,814
00667	Madison Correctional Facility		
	General Fund	7,864,138	7,864,138
	Dedicated Funds	-	375,000
	Total Funding	7,864,138	8,239,138
00672	Madison Juvenile Correctional Facility		
	General Fund	5,847,764	5,847,764
	Dedicated Funds	-	375,000
	Total Funding	5,847,764	6,222,764
00675	Branchville Correctional Facility		
	General Fund	19,068,874	19,068,874
00680	Westville Correctional Facility		
	General Fund	47,326,301	47,326,301
	Dedicated Funds	1,150,000	1,062,000
	Total Funding	48,476,301	48,388,301
00685	Rockville Correctional Facility for Women		
	General Fund	14,826,892	14,826,892
	Dedicated Funds	1,368,024	1,368,024
	Total Funding	16,194,916	16,194,916
00690	Plainfield Correctional Facility		
	General Fund	23,566,486	23,566,486
00695	Reception and Diagnostic Center		
	General Fund	13,350,631	13,350,631
	Dedicated Funds	242,000	-
	Total Funding	13,592,631	13,350,631
00697	Edinburgh Correctional Facility		
	General Fund	3,465,018	3,465,018

Agency Summary

Agency	Funding Type	FY 2013-2014	FY 2014-2015
00700	Department of Education		
	General Fund	6,839,223,327	6,938,123,327
	Dedicated Funds	5,006,820	5,006,820
	Federal Funds	700,167,396	688,028,041
	Total Funding	7,544,397,543	7,631,158,188
00701	State Board of Education		
	General Fund	3,010,716	3,010,716
00702	Education Roundtable		
	General Fund	5,750,000	5,750,000
00704	Indiana Charter School Board		
	General Fund	750,000	500,000
00705	Arts Commission		
	General Fund	2,965,353	2,965,353
	Federal Funds	748,100	748,100
	Total Funding	3,713,453	3,713,453
00706	Indiana Works Council		
	General Fund	1,000,000	5,000,000
00710	Ivy Tech Community College		
	General Fund	247,930,010	247,464,625
00718	School Lunch Division		
	Federal Funds	279,586,304	279,586,304
00719	Commission for Higher Education		
	General Fund	329,793,524	316,022,313
	Dedicated Funds	1,877,812	1,360,080
	Federal Funds	3,060,500	2,060,500
	Total Funding	334,731,836	319,442,893
00720	Office of Faith Based and Community Initiatives		
	General Fund	246,969	246,969
	Federal Funds	3,969,072	3,969,072
	Total Funding	4,216,041	4,216,041
00730	State Library		
	General Fund	4,257,432	4,257,432
	Dedicated Funds	326,600	326,600
	Federal Funds	2,422,051	2,422,051
	Total Funding	7,006,083	7,006,083

Agency Summary

Agency	Funding Type	FY 2013-2014	FY 2014-2015
00735	Historical Bureau		
	General Fund	319,902	319,902
	Dedicated Funds	47,170	47,170
	Total Funding	367,072	367,072
00741	Northwest Indiana Regional Development Authority		
	Dedicated Funds	418,688	418,688
00750	Indiana University		
	General Fund	572,473,934	572,349,224
	Dedicated Funds	1,907,102	1,907,102
	Total Funding	574,381,036	574,256,326
00755	Medical Education Board		
	General Fund	1,909,998	1,909,998
00760	Purdue University		
	General Fund	435,017,054	433,629,078
	Dedicated Funds	615,714	615,714
	Total Funding	435,632,768	434,244,792
00770	Indiana State University		
	General Fund	86,089,596	86,091,857
00775	University of Southern Indiana		
	General Fund	65,656,375	65,329,937
00780	Ball State University		
	General Fund	161,994,887	161,228,465
00790	Vincennes University		
	General Fund	52,102,072	52,105,622
00800	Department of Transportation		
	General Fund	242,581,051	242,581,051
	Dedicated Funds	675,744,036	671,634,036
	Federal Funds	937,786,158	883,786,157
	Local Funds	700,000	700,000
	Total Funding	1,856,811,245	1,798,701,244
00878	Indiana State Fair Board		
	General Fund	600,000	600,000
	Dedicated Funds	282,829	282,829
	Total Funding	882,829	882,829

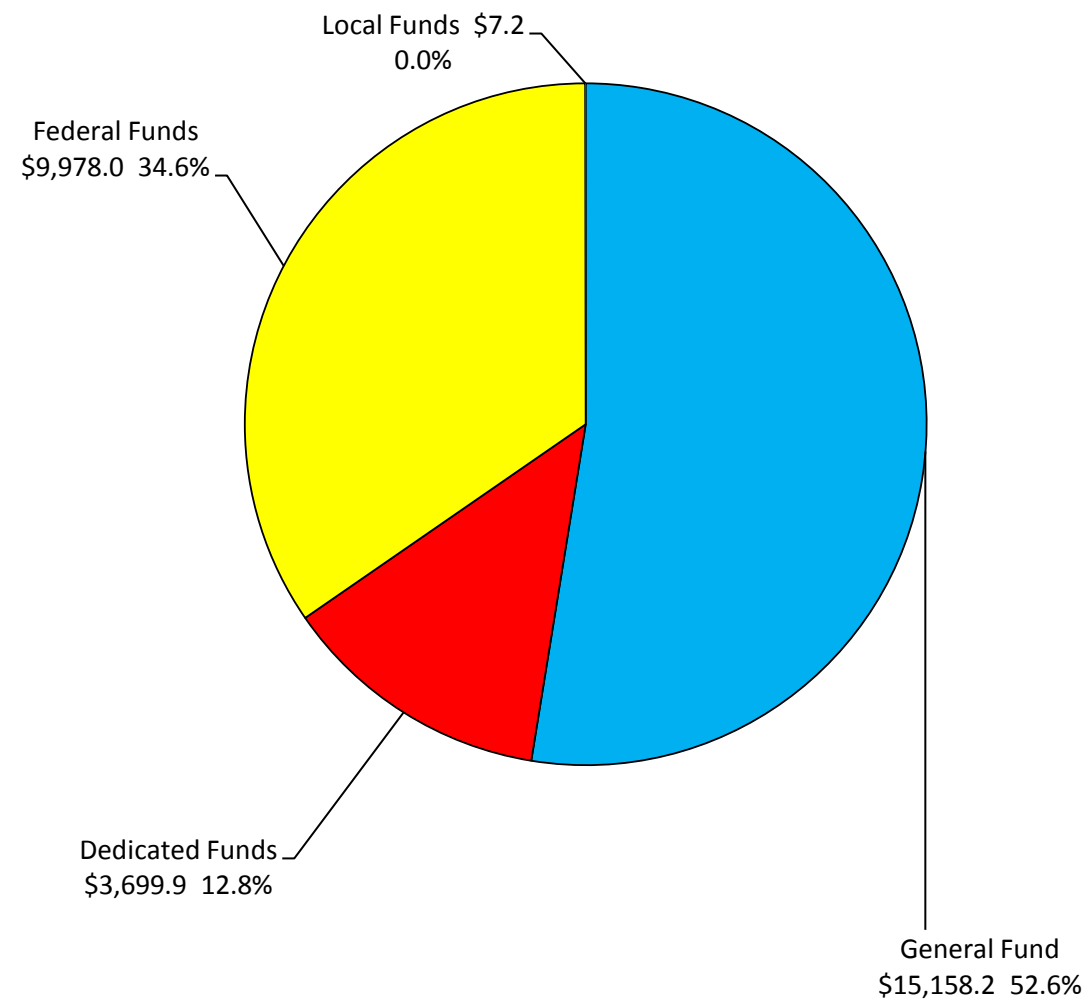
Agency Summary

<u>Agency</u>	<u>Funding Type</u>	<u>FY 2013-2014</u>	<u>FY 2014-2015</u>
<hr/> <hr/>			
	GRAND TOTAL		
	General Fund	15,158,197,540	15,377,983,382
	Dedicated Funds	3,699,930,937	3,692,898,036
	Federal Funds	9,977,953,851	10,304,806,237
	Local Funds	7,213,185	7,213,185
	Total Funding	28,843,295,513	29,382,900,840

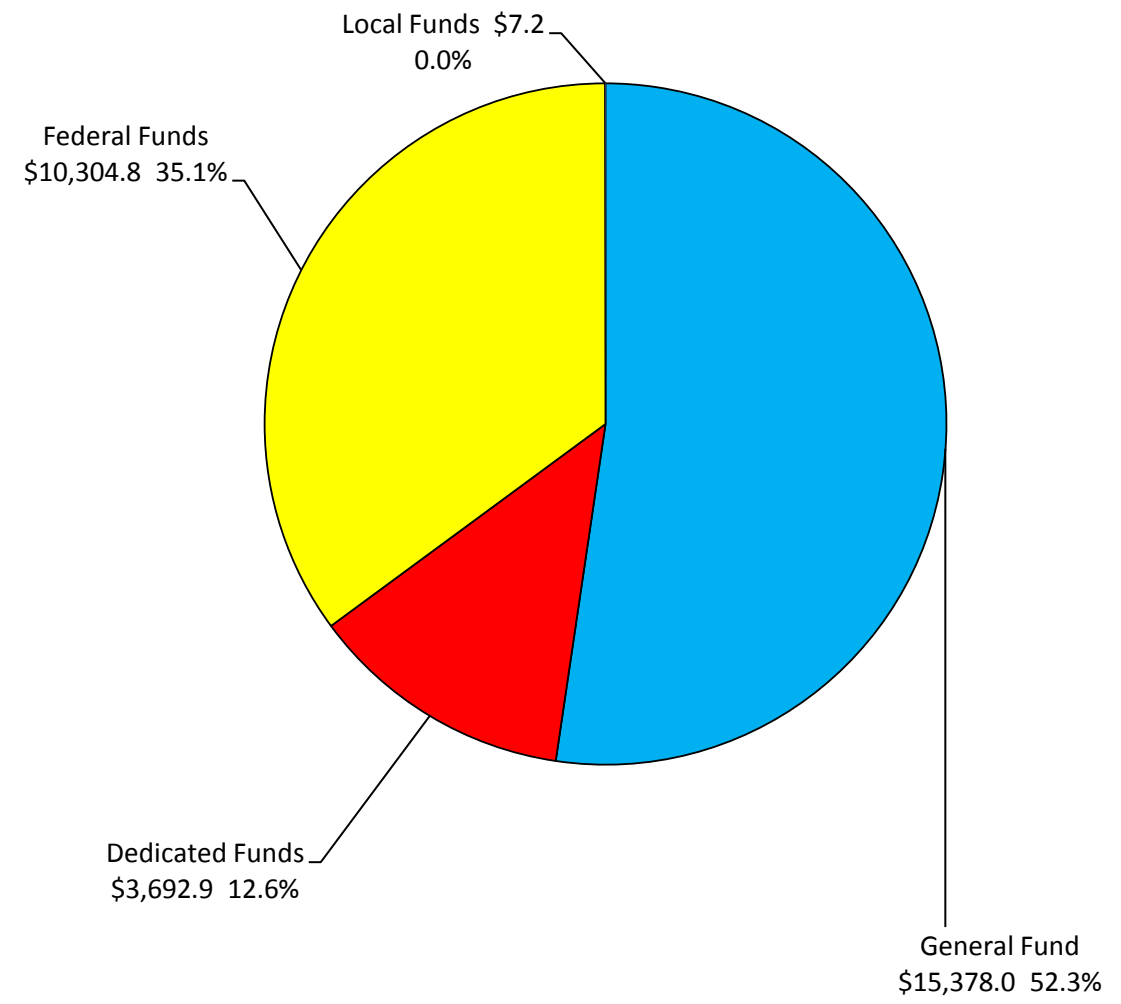
(This page intentionally left blank,)

TOTAL APPROPRIATIONS BY FUND TYPE
2013-2015 BIENNIUM
\$58,226.2 Million

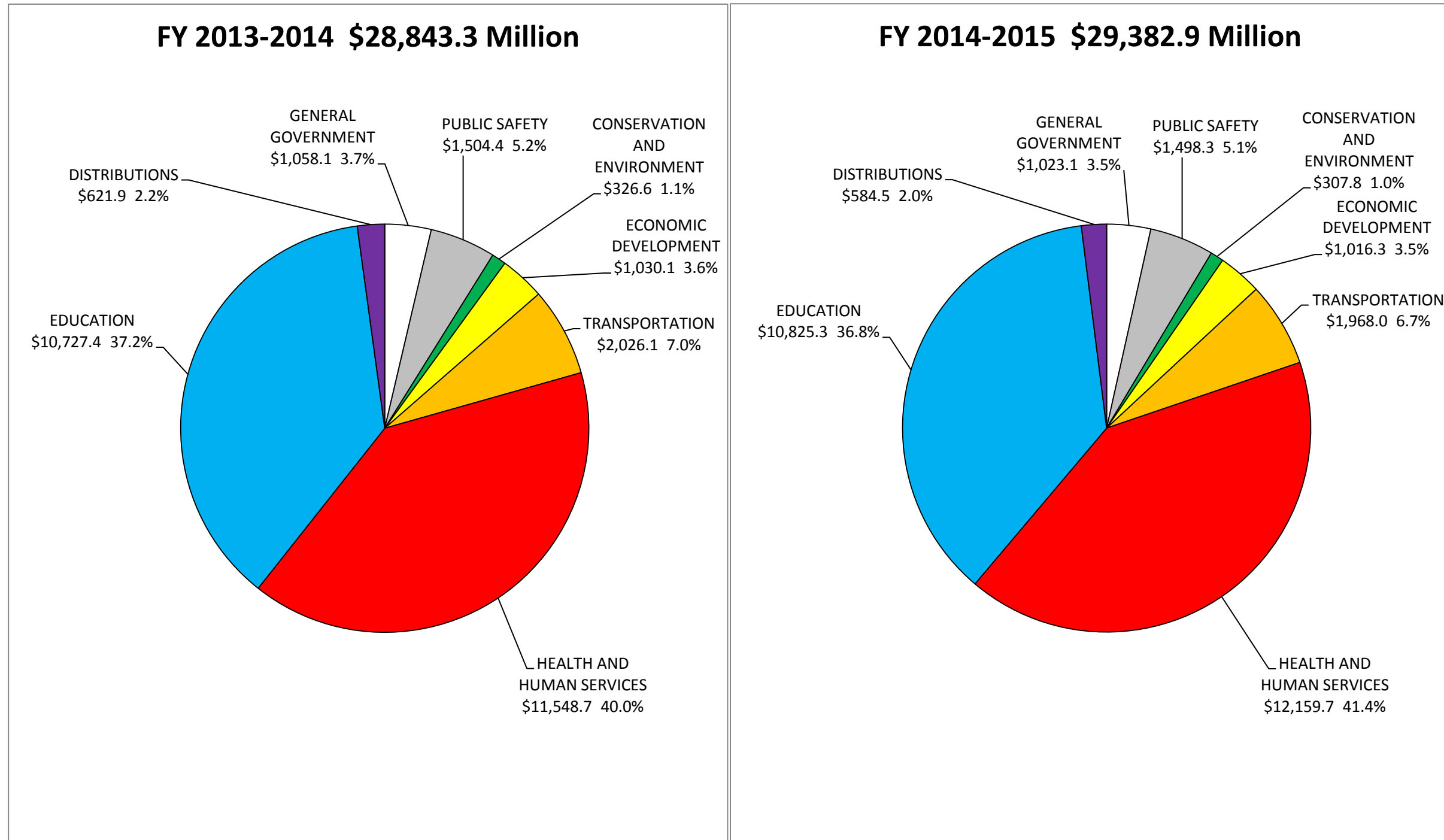
FY 2013-2014 \$28,843.3 Million



FY 2014-2015 \$29,382.9 Million

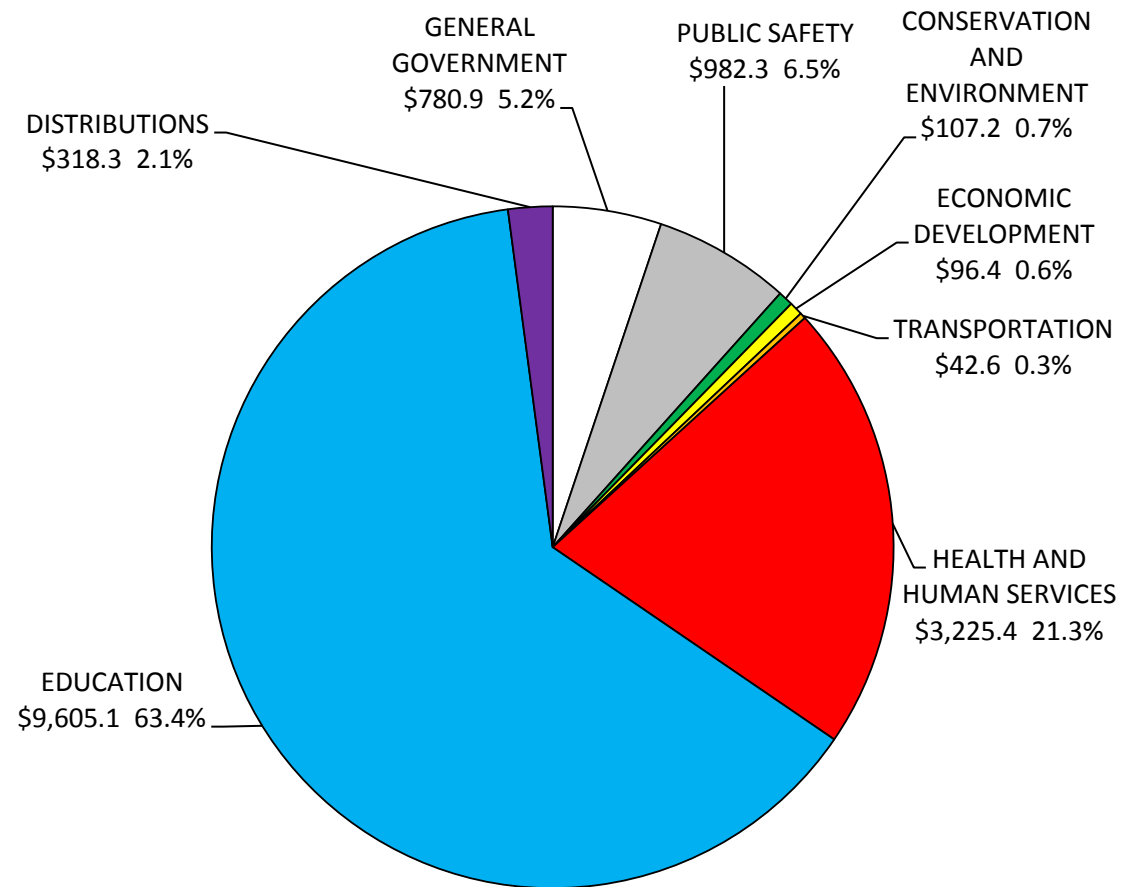


TOTAL APPROPRIATIONS BY FUNCTIONAL CATEGORY
2013-2015 BIENNIUM
\$58,226.2 Million

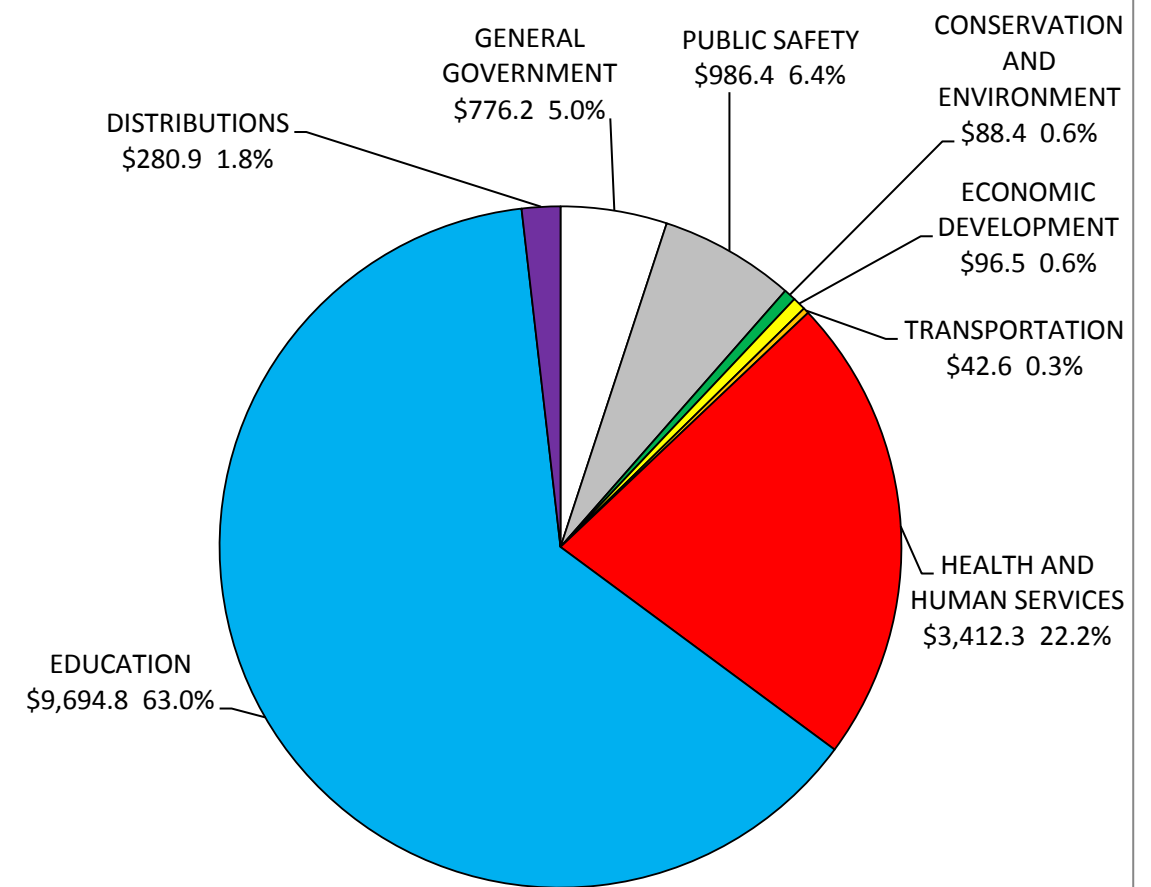


GENERAL FUND APPROPRIATIONS BY FUNCTIONAL CATEGORY
2013-2015 BIENNIUM
\$30,536.2 Million

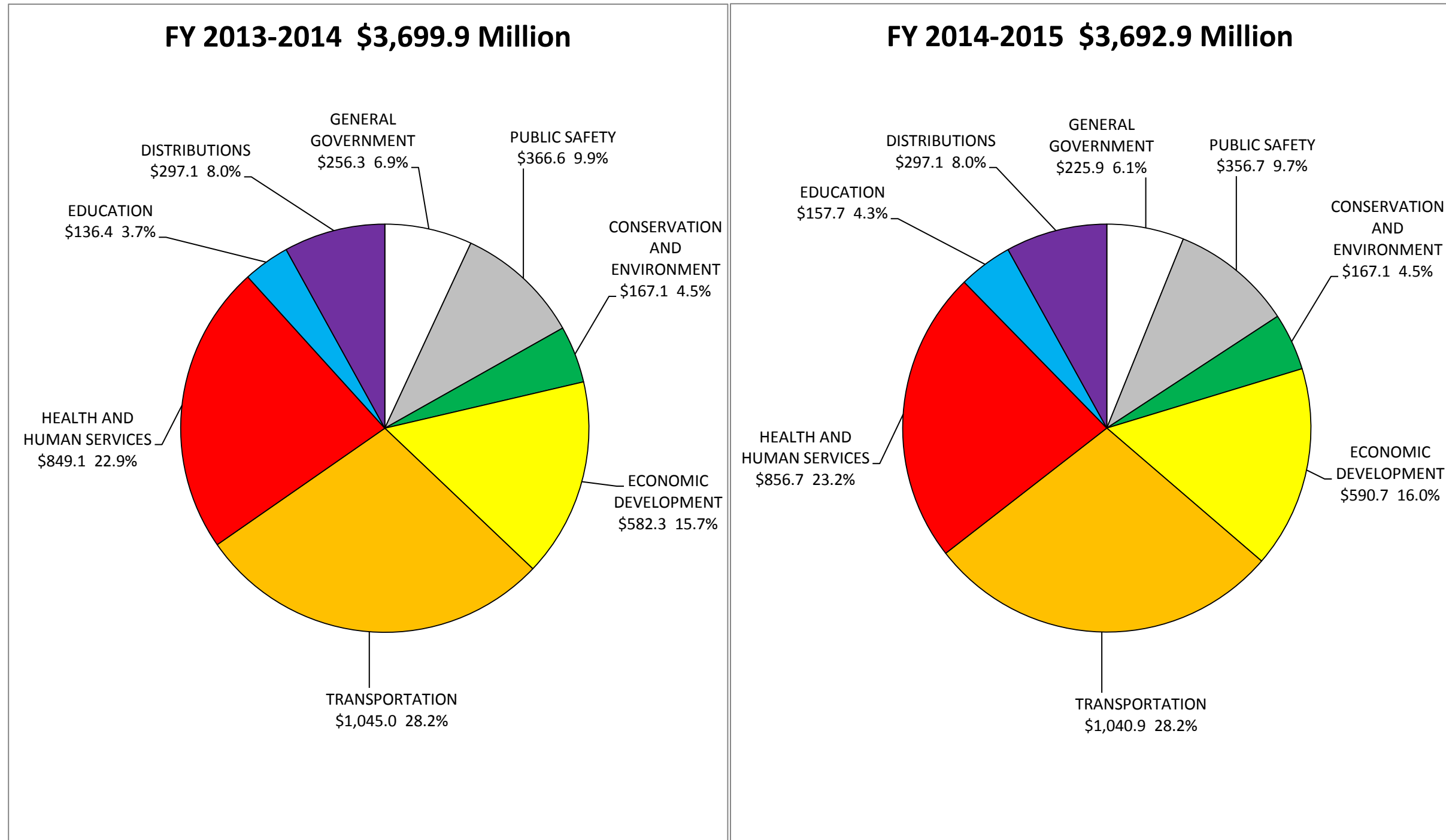
FY 2013-2014 \$15,158.2 Million



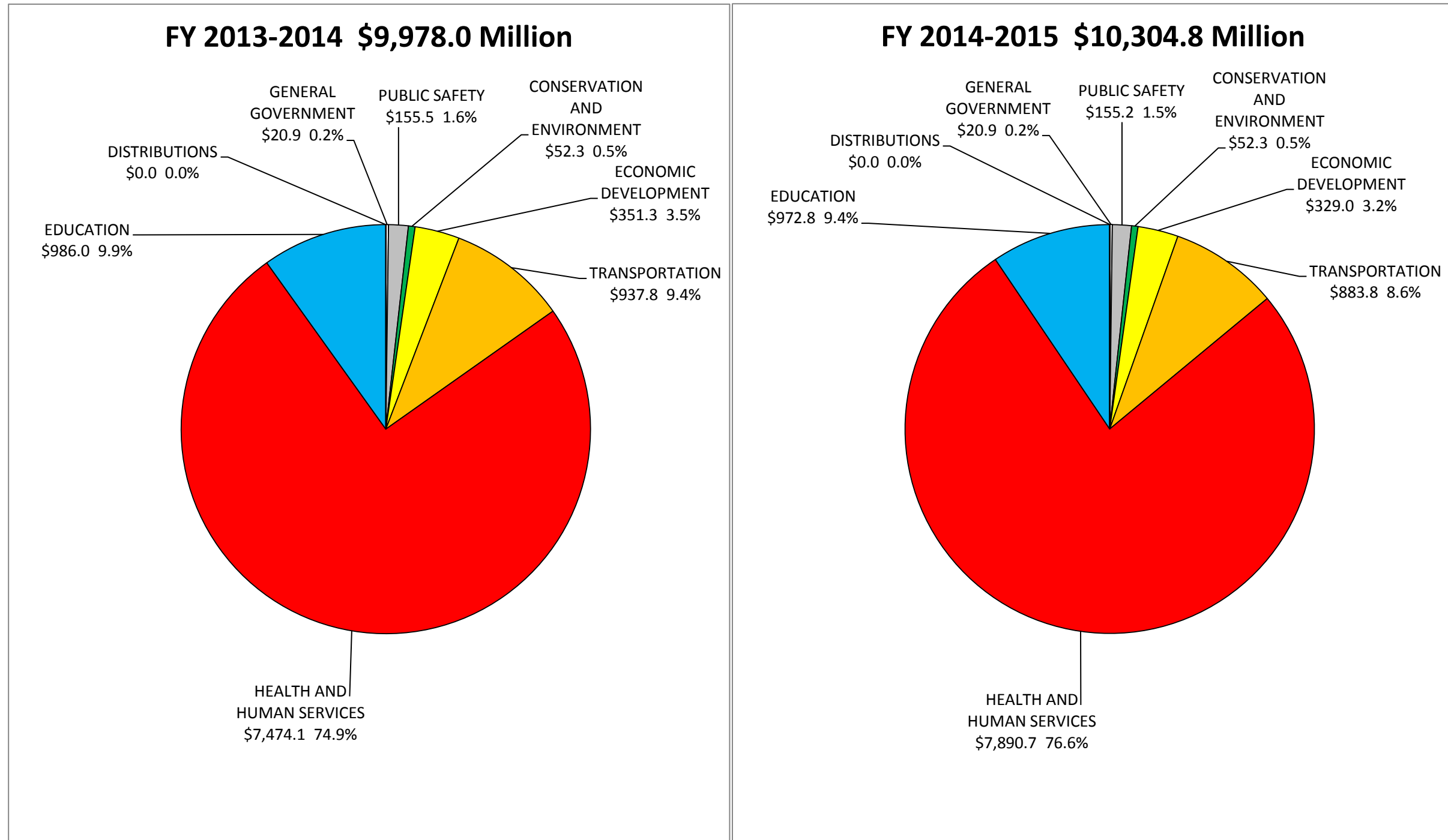
FY 2014-2015 \$15,378.0 Million



DEDICATED FUND APPROPRIATIONS BY FUNCTIONAL CATEGORY 2013-2015 BIENNIUM \$7,392.8 Million



FEDERAL FUNDS BY FUNCTIONAL CATEGORY
2013-2015 BIENNIUM
\$20,282.8 Million



(This page intentionally left blank.)